



US00D435385S

United States Patent [19] Eskandry

[11] Patent Number: **Des. 435,385**

[45] Date of Patent: **** Dec. 26, 2000**

[54] **COMPACT DISK CARRYING CASE**

[76] Inventor: **Ezra D. Eskandry**, 1925 Brickell Ave.,
D901, Miami, Fla. 33129

[**] Term: **14 Years**

[21] Appl. No.: **29/123,950**

[22] Filed: **May 26, 2000**

[51] **LOC (7) Cl.** **06-04**

[52] **U.S. Cl.** **D6/633; D3/218; D6/407;**
D6/632

[58] **Field of Search** D3/201; D6/407,
D6/408, 626-635, 124; D14/26, 27; D19/32,
33, 74, 89; D27/340, 360; 40/626, 771,
775, 307; 150/149; 132/312; 206/307.1,
308.1, 308.3, 309, 311, 312, 313, 387.13,
396, 408, 232; 229/67.1, 68.1, 70-72

[56] **References Cited**

U.S. PATENT DOCUMENTS

D. 351,082	10/1994	Long et al.	D6/633
D. 383,620	9/1997	Smith et al.	D6/407
D. 416,135	11/1999	Chen	D3/276
D. 418,287	1/2000	Moor	D3/201

1,626,842	5/1927	Kendall	220/4.22
1,734,587	11/1929	Lowe	206/8
1,751,936	3/1930	Lowe	206/8
2,470,367	5/1949	Palma	150/117
2,490,222	12/1949	Lowe	190/119
2,875,869	3/1959	Friedman	206/8
5,205,431	4/1993	Zinnbauer	220/326

Primary Examiner—Celia Murphy
Attorney, Agent, or Firm—Robert C. Kain, Jr.

[57] **CLAIM**

I claim the ornamental design for the compact disk carrying case, as shown and described.

DESCRIPTION

FIG. 1 is a perspective view of the compact disk carrying case;
FIG. 2 is a front view thereof, the rear being a mirror image;
FIG. 3 is a top view of the case;
FIG. 4 is a bottom view of the case;
FIG. 5 is a left side view of the case; and,
FIG. 6 is a right side view of the case.
The broken lines shown in FIGS. 1, 3, 4, 5 and 6 of the views are understood to represent stitching.

1 Claim, 4 Drawing Sheets



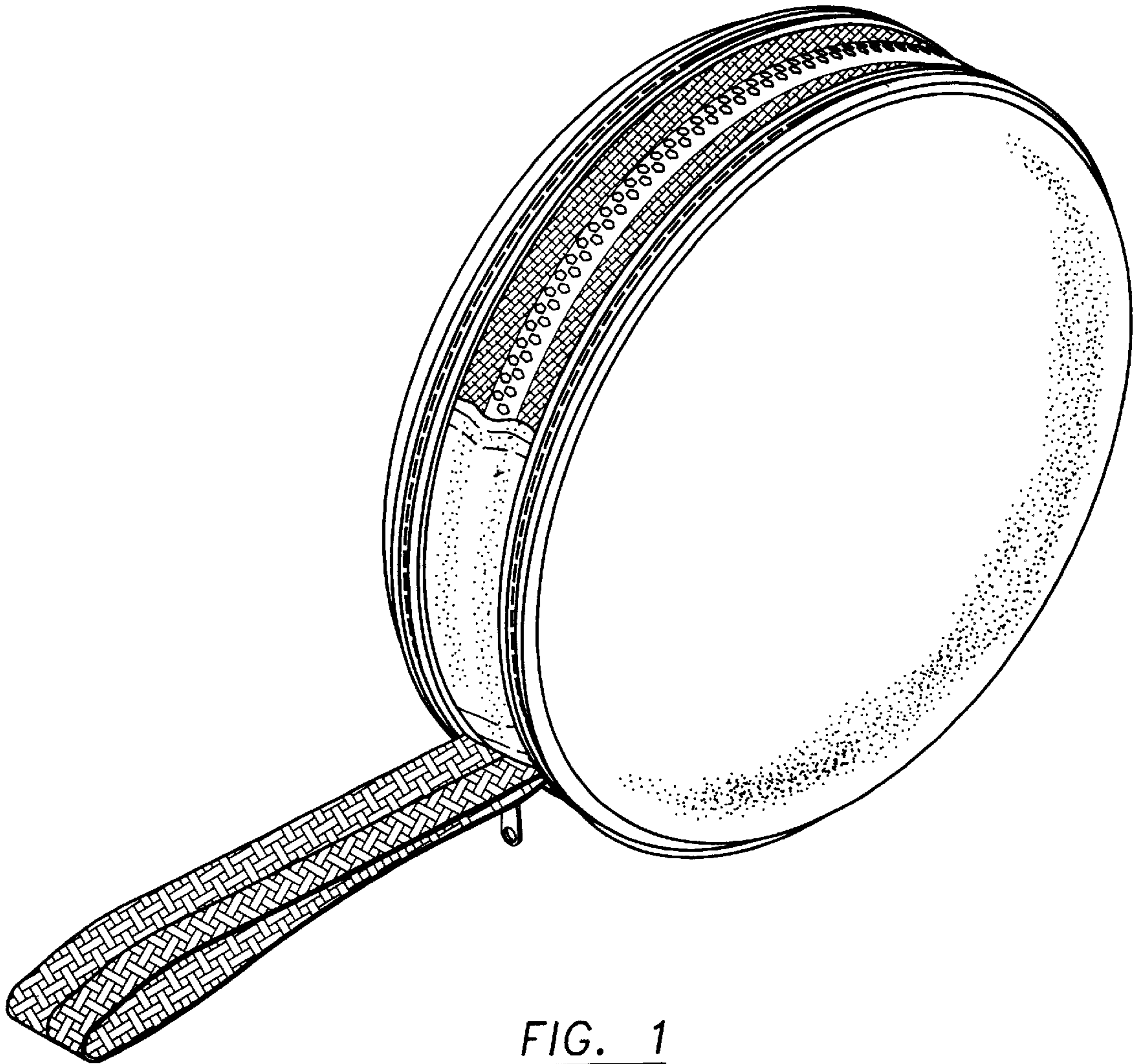


FIG. 1

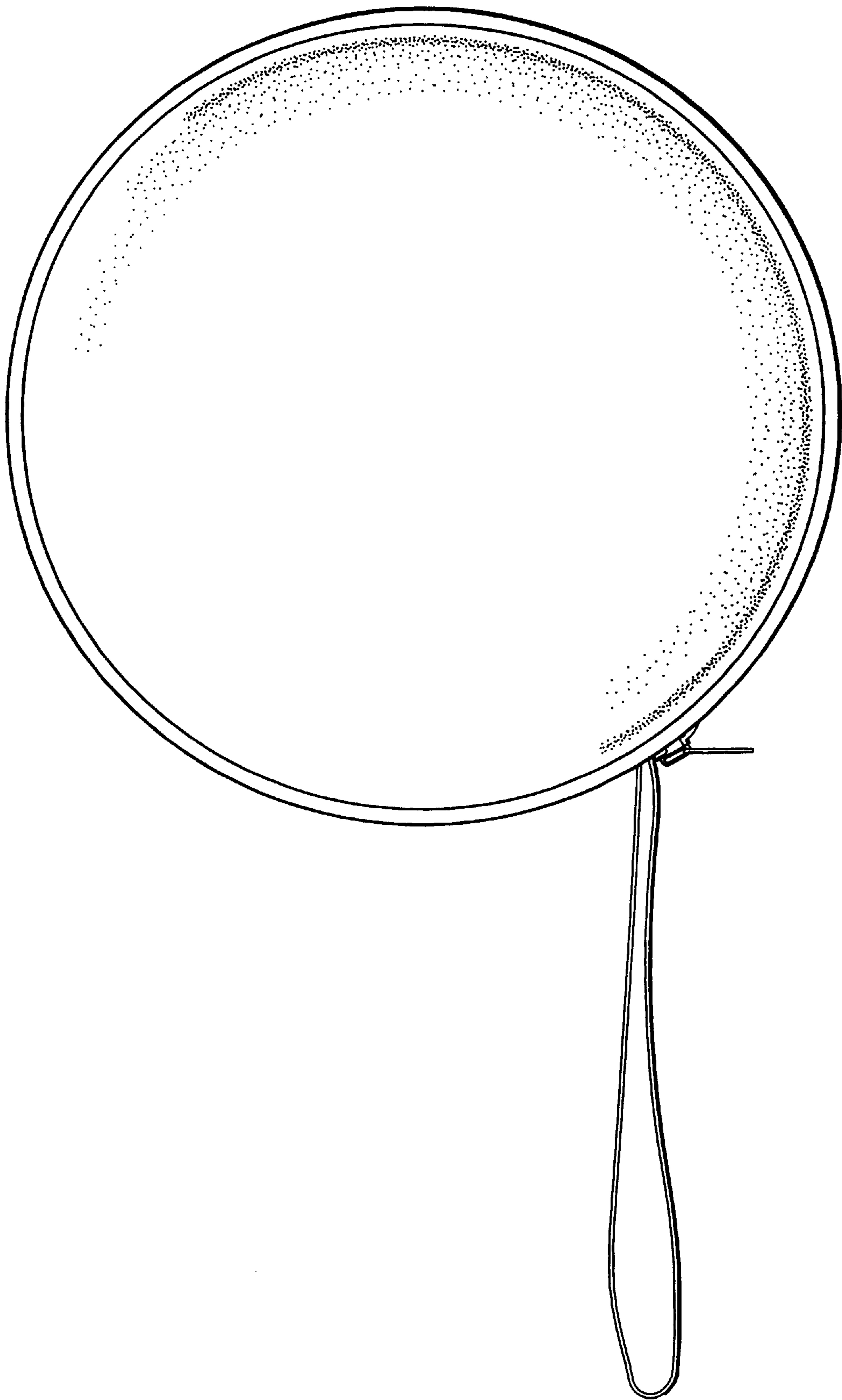


FIG. 2

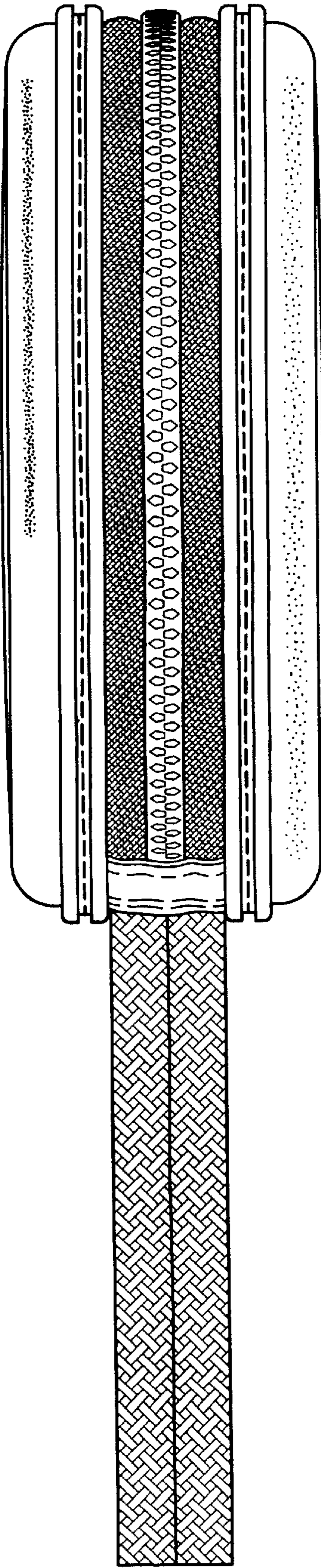


FIG. 3

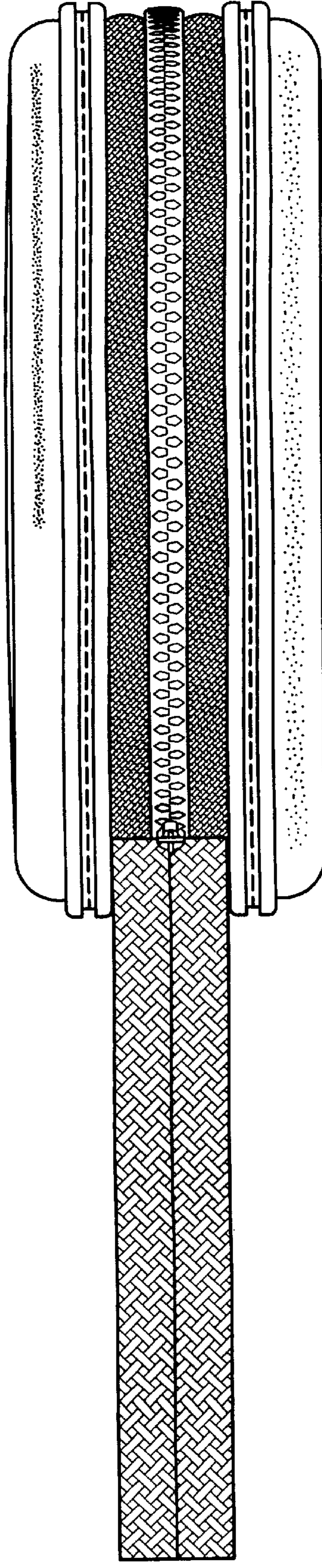


FIG. 4

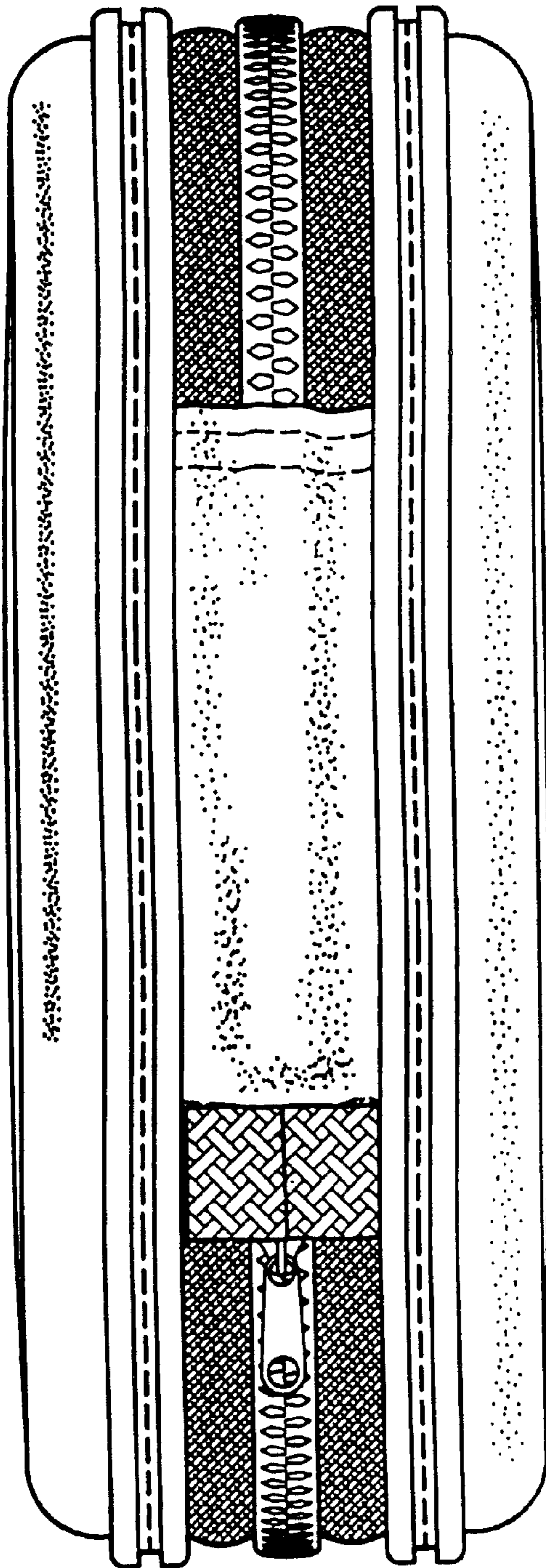


FIG. 5

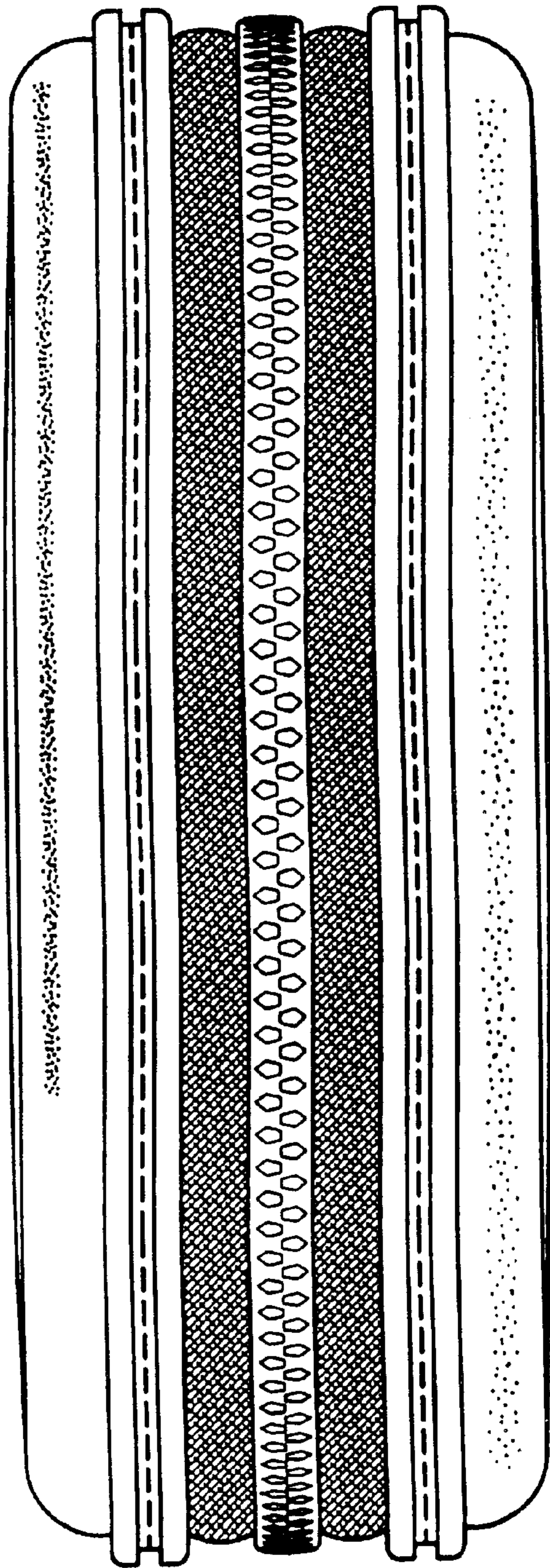


FIG. 6