



US00D435376S

United States Patent [19]

Draheim et al.

[11] Patent Number: **Des. 435,376**

[45] Date of Patent: **** Dec. 26, 2000**

[54] **CRIB ENDBOARD FRAME**

D. 422,817 4/2000 Draheim et al. D6/505

[75] Inventors: **Harvey J. Draheim**, Weyauwega; **Scott A. Krueger**, Appleton, both of Wis.

Primary Examiner—Janice E. Seeger
Attorney, Agent, or Firm—Hoffmann & Baron, LLP

[73] Assignee: **Simmons Juvenile Products Company, Inc.**, New London, Wis.

[57] **CLAIM**

[**] Term: **14 Years**

The ornamental design of a crib endboard frame, as shown and described.

[21] Appl. No.: **29/120,507**

DESCRIPTION

[22] Filed: **Mar. 20, 2000**

[51] **LOC (7) Cl.** **06-01**

[52] **U.S. Cl.** **D6/505; D6/508**

[58] **Field of Search** D6/382, 385, 388–395,
D6/505–508; 5/93.1, 93.2, 53.1, 907, 279.1,
280, 281, 101

FIG. 1 is a top perspective view of a crib endboard frame showing our new design;
FIG. 2 is a top plan view thereof;
FIG. 3 is a front elevation view thereof;
FIG. 4 is a side elevation view thereof, the opposite side being a mirror-image thereof; and,
FIG. 5 is an enlarged sectional view taken along line 5—5 of FIG. 3.

The bottom and rear views (not shown) form no part of the claimed design. The subject matter shown in broken lines forms no part of the claimed design.

[56] **References Cited**

U.S. PATENT DOCUMENTS

D. 410,161 5/1999 Draheim et al. D6/505

1 Claim, 4 Drawing Sheets

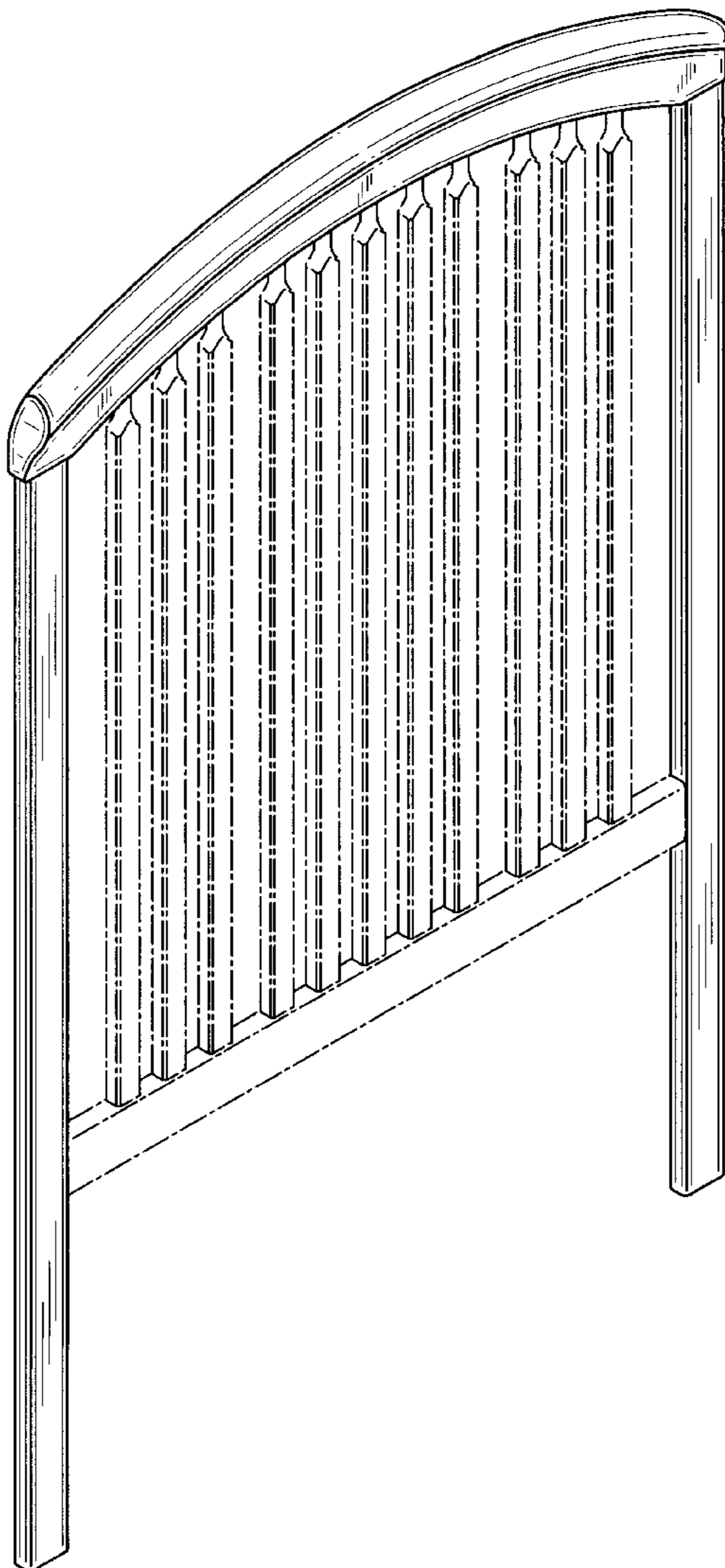


FIG. 1

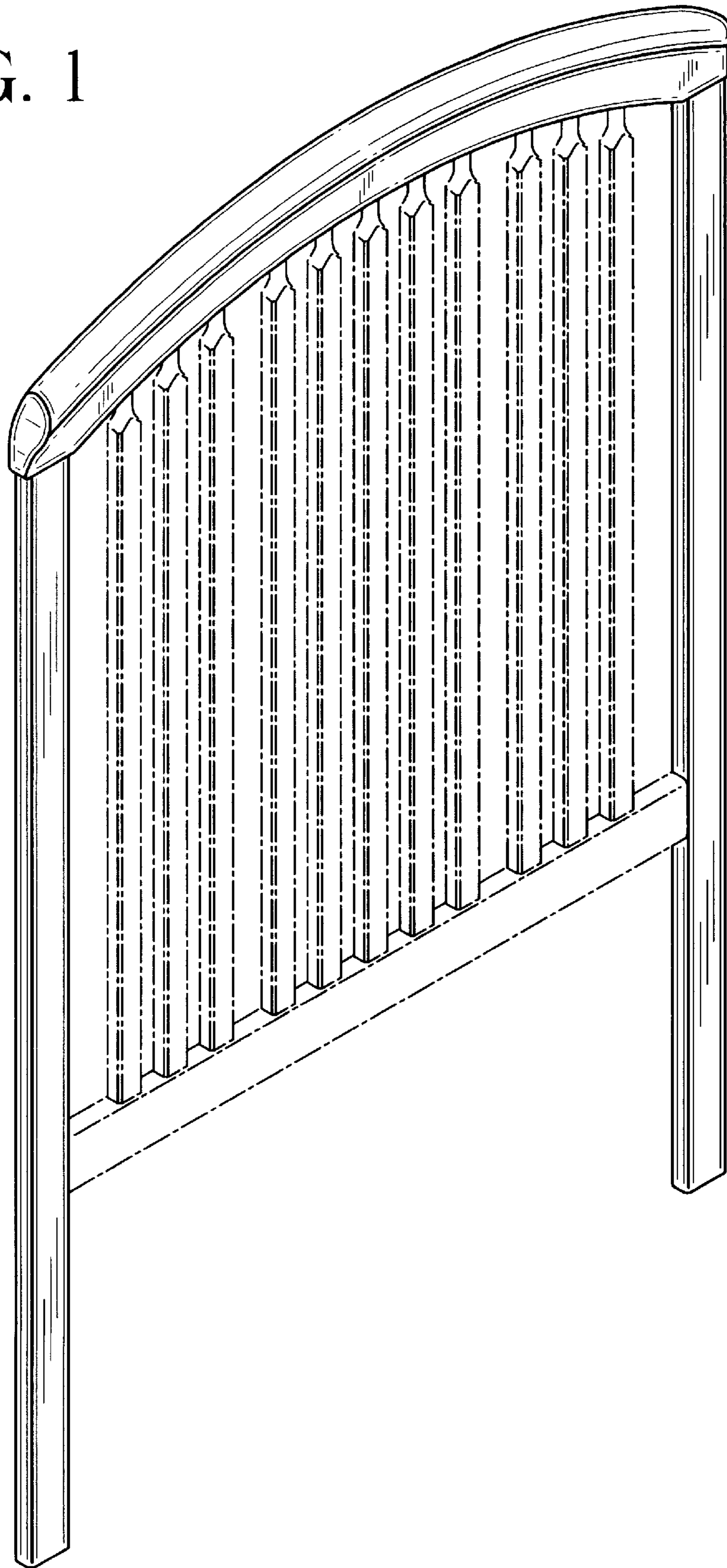


FIG. 2




FIG. 3

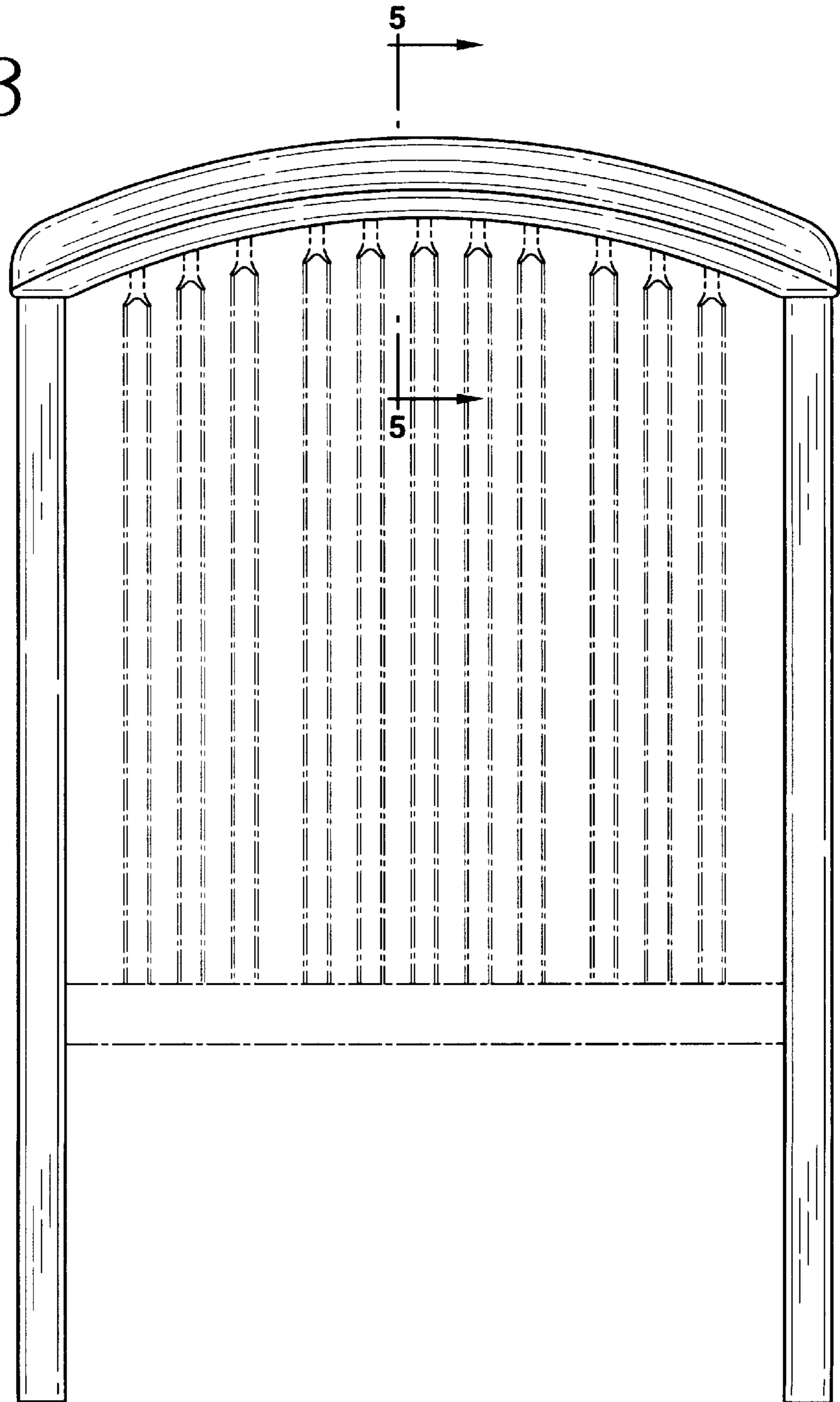


FIG. 4



FIG. 5

