



US00D435366S

# United States Patent [19]

McClintock et al.

[11] Patent Number: **Des. 435,366**

[45] Date of Patent: **\*\* Dec. 26, 2000**

[54] **DESK**

[76] Inventors: **Patrick Steven McClintock**, 354 Streamwood, Irvine, Calif. 92620; **Kimberly Ann Spence**, 31276 W. Nine Dr., Laguna Niguel, Calif. 92677; **Quoc Winston Bao**, 17376 E. Park, Chino Hills, Calif. 91709

D. 352,853 11/1994 Hosoe ..... D6/482  
D. 383,924 9/1997 Dormon et al. .... D6/480  
D. 394,766 6/1998 Brandt ..... D6/480  
D. 407,578 4/1999 Crinion ..... D6/436

[\*\*] Term: **14 Years**

*Primary Examiner*—Janice E. Seeger  
*Attorney, Agent, or Firm*—Stetina, Brunda, Garred & Brucker

[21] Appl. No.: **29/111,038**

[57] **CLAIM**

The ornamental design for a desk, as shown and described.

[22] Filed: **Sep. 20, 1999**

**DESCRIPTION**

[51] **LOC (7) Cl.** ..... **06-03**

[52] **U.S. Cl.** ..... **D6/480; D6/487**

[58] **Field of Search** ..... D6/480-489, 495-499, D6/441; 108/153.1, 155, 156, 157.1, 161; 248/188, 188.1, 188.8

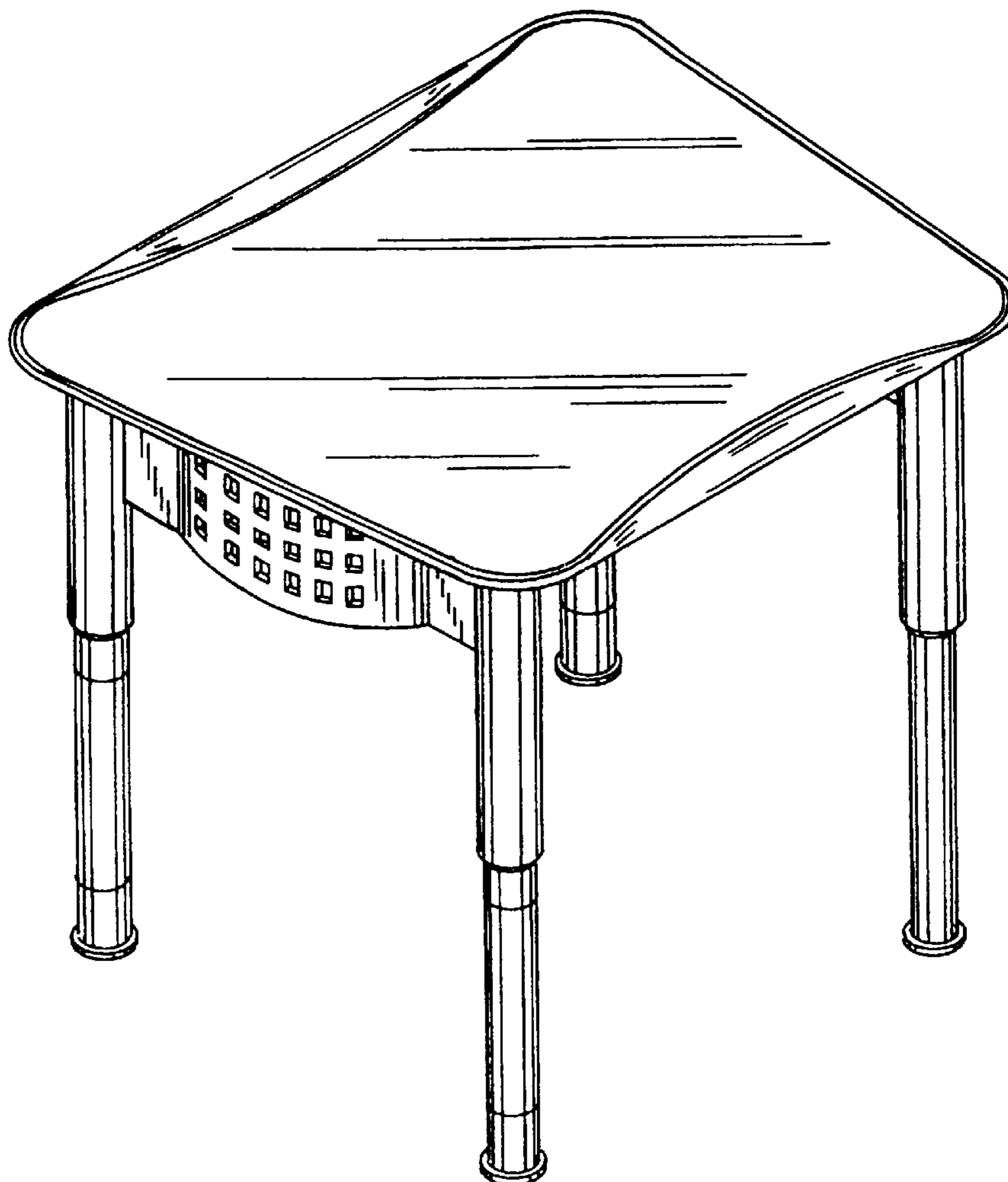
FIG. 1 is a top front perspective view of the desk of the present invention showing our new design;  
FIG. 2 is a front elevational view thereof the rear being identical thereto; and,  
FIG. 3 is an end elevational view thereof the opposite end being identical thereto.

[56] **References Cited**

**U.S. PATENT DOCUMENTS**

D. 126,985 5/1941 Miller ..... D6/441

**1 Claim, 1 Drawing Sheet**



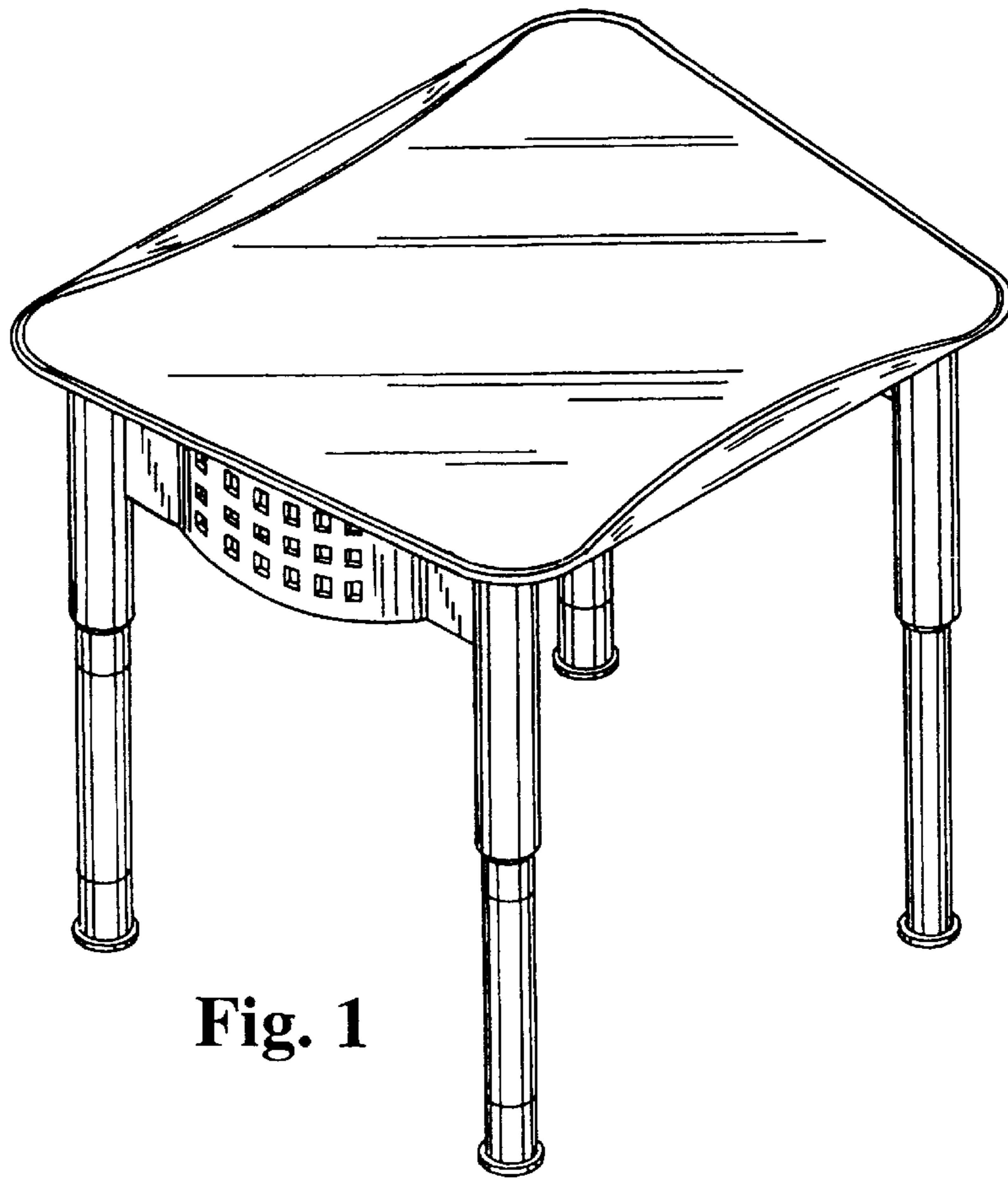


Fig. 1

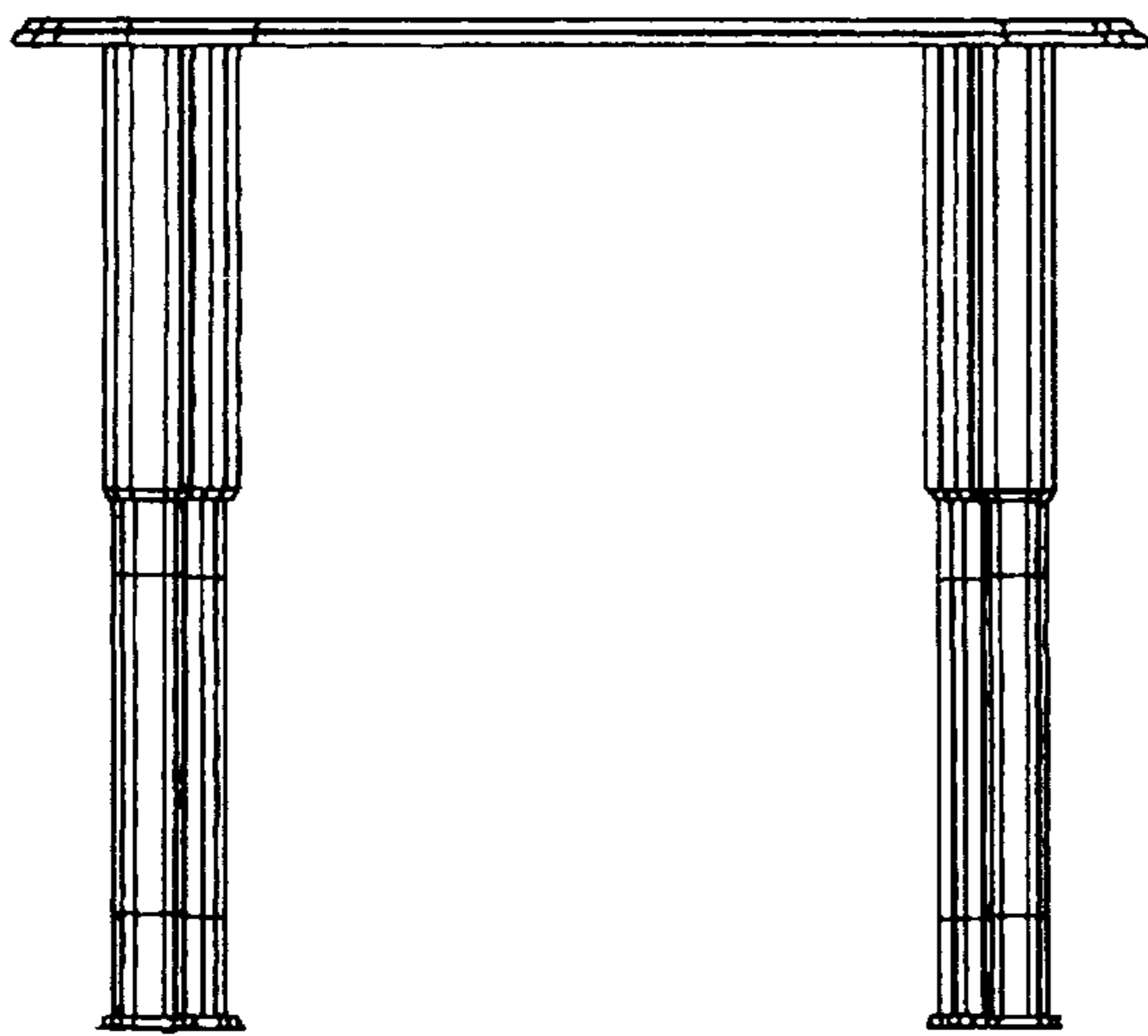


Fig. 2

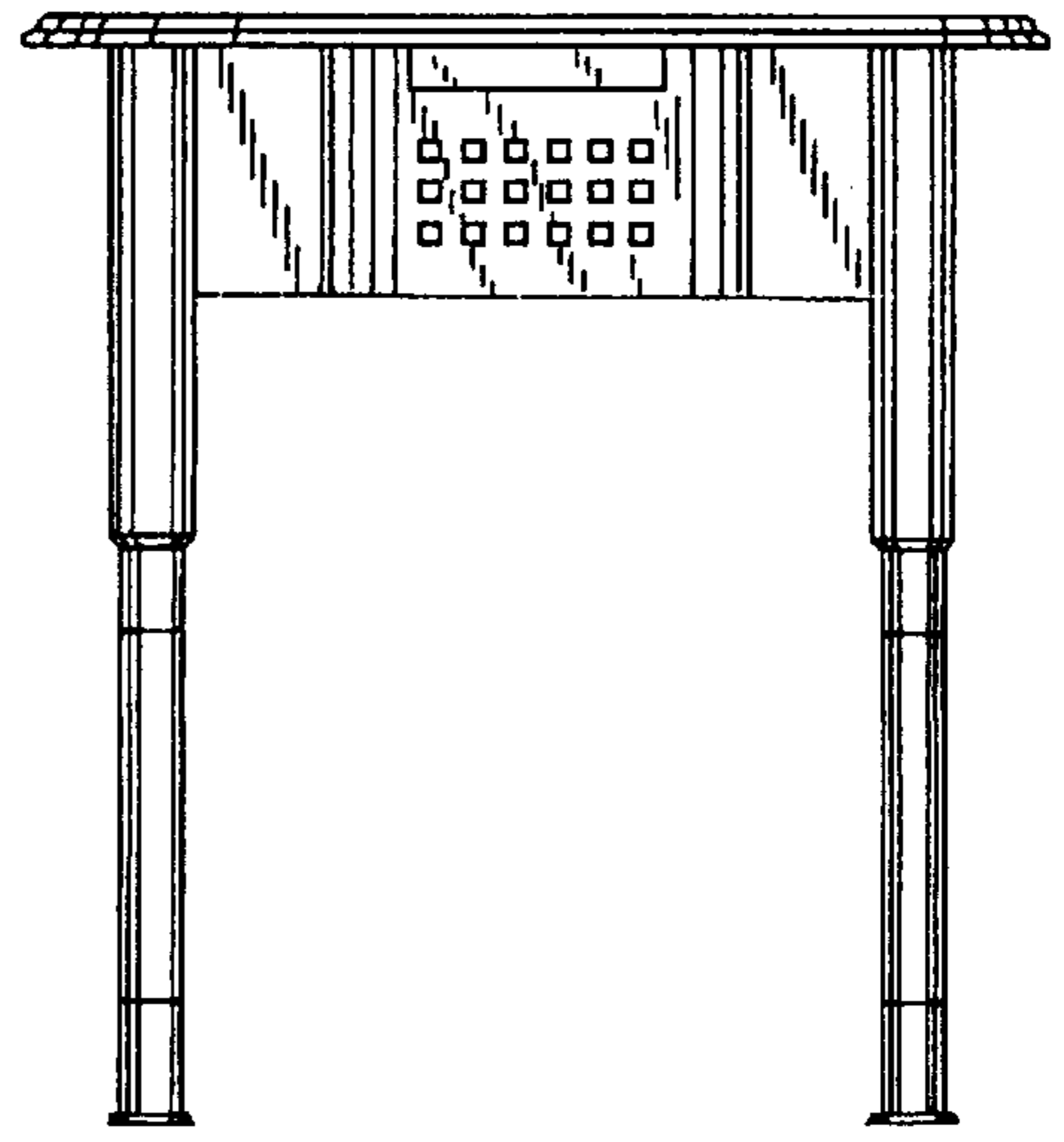


Fig. 3