



US00D435354S

# United States Patent [19] Skeens

[11] **Patent Number: Des. 435,354**

[45] **Date of Patent: \*\* Dec. 26, 2000**

[54] **STORAGE BAG HANGER**

[75] Inventor: **Janet L. Skeens**, San Diego, Calif.

[73] Assignee: **New West Products, Inc.**, Redwood City, Calif.

[\*\*] Term: **14 Years**

[21] Appl. No.: **29/122,193**

[22] Filed: **Apr. 21, 2000**

[51] **LOC (7) Cl.** ..... **06-08**

[52] **U.S. Cl.** ..... **D6/317; D6/327**

[58] **Field of Search** ..... D6/315, 317, 318, D6/319, 327, 328, 513; 211/113, 119; 223/85, 87, 88, 92, 95, 96; 383/6, 13, 22, 23, 100

[56] **References Cited**

**U.S. PATENT DOCUMENTS**

- D. 285,148 8/1986 Kester ..... D6/513
- D. 285,264 8/1986 Miale ..... D6/327

- 2,994,462 8/1961 Hirsch et al. .
- 5,649,653 7/1997 Joseph ..... 223/92
- 6,006,964 12/1999 White ..... 223/85
- 6,039,474 3/2000 De Chant ..... 383/23

*Primary Examiner*—B. J. Bullock  
*Attorney, Agent, or Firm*—Skjerven Morrill MacPherson LLP; Christopher B. Allenby

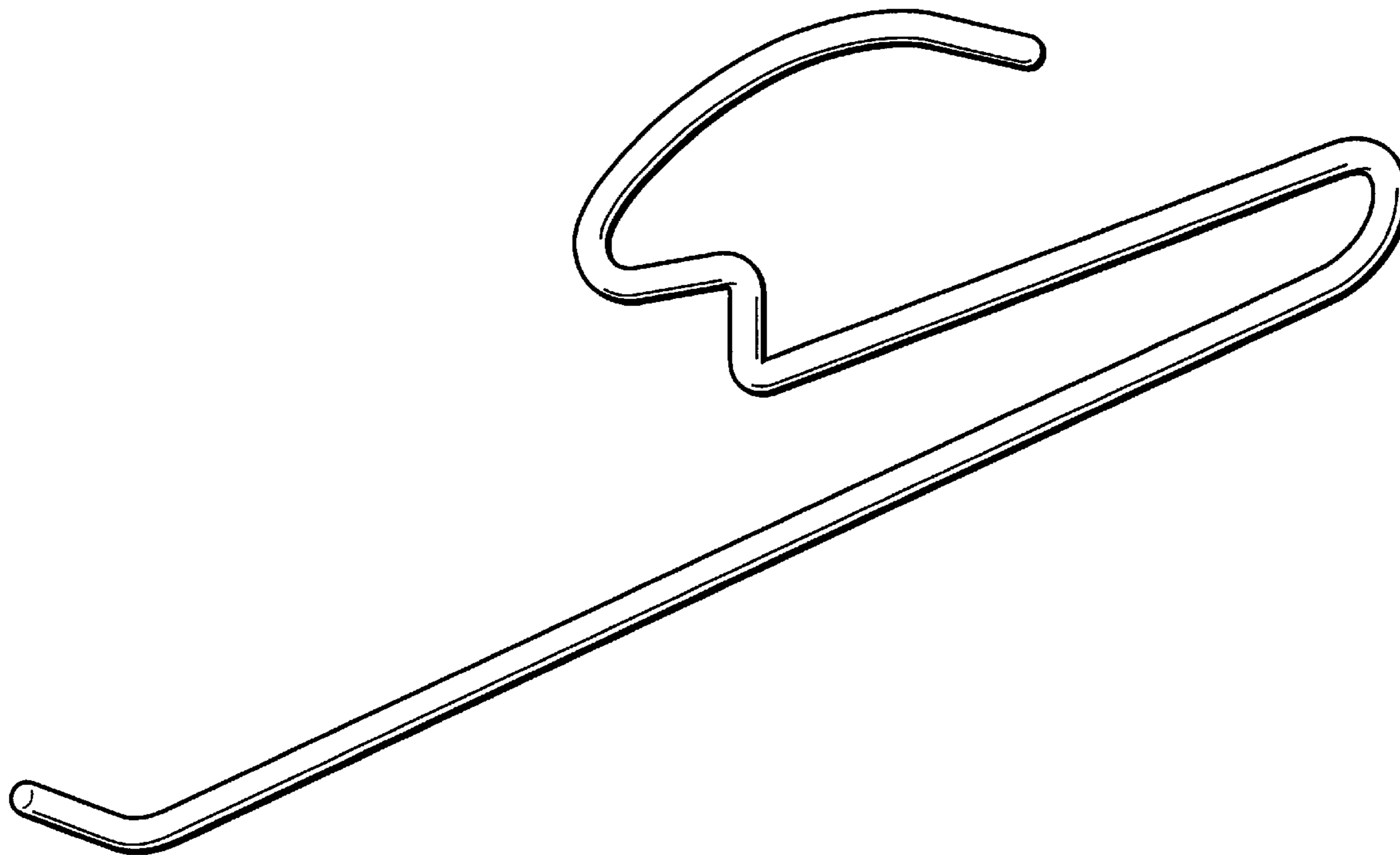
[57] **CLAIM**

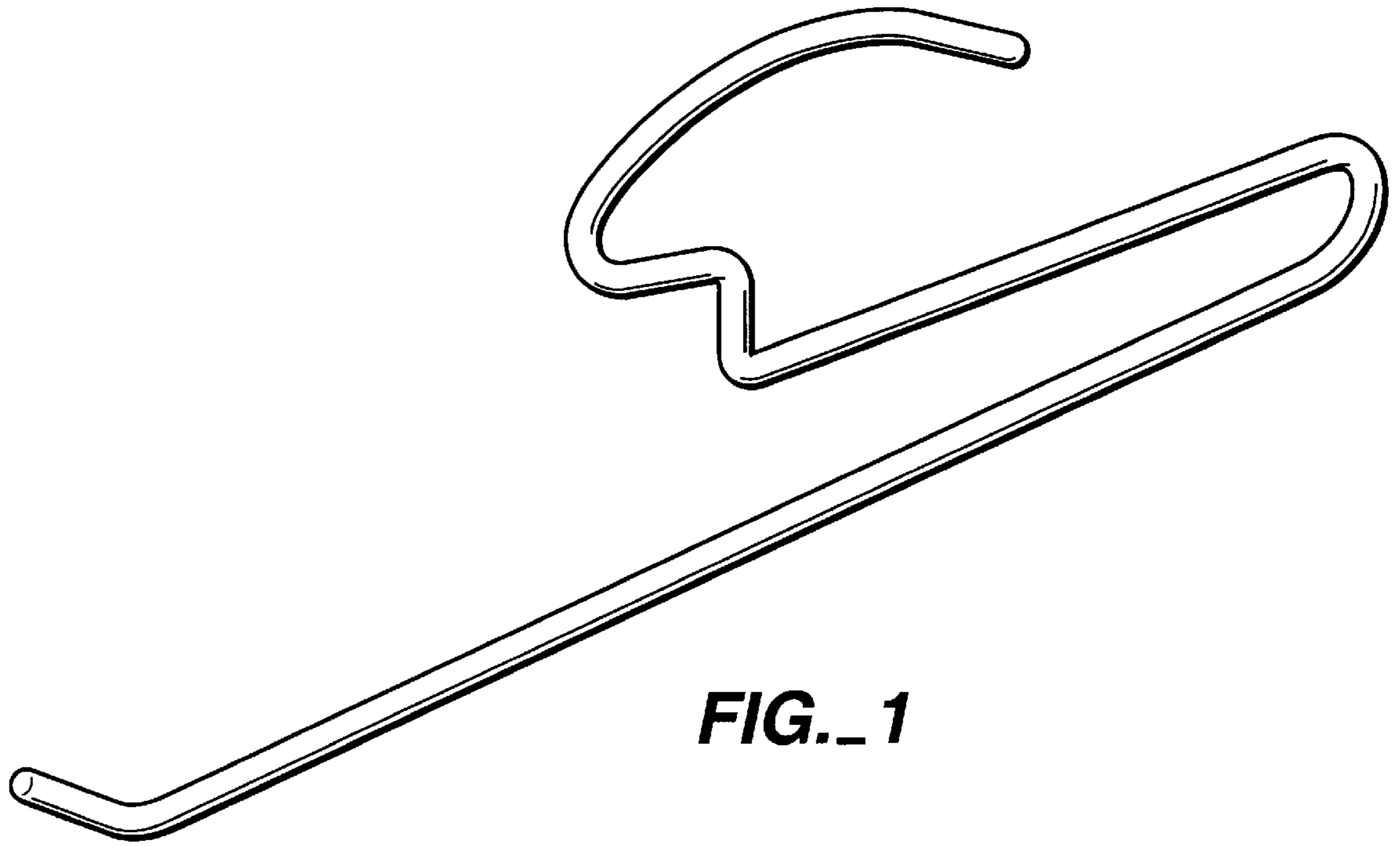
I claim the ornamental design for a storage bag hanger, as shown and described.

**DESCRIPTION**

FIG. 1 is an upper left rear perspective view;  
FIG. 2 is a right side elevational view; the left side elevational view is a mirror image;  
FIG. 3 is a top plan view;  
FIG. 4 is a bottom plan view;  
FIG. 5 is a front elevational view; and,  
FIG. 6 is a rear elevational view.

**1 Claim, 2 Drawing Sheets**





**FIG.\_1**




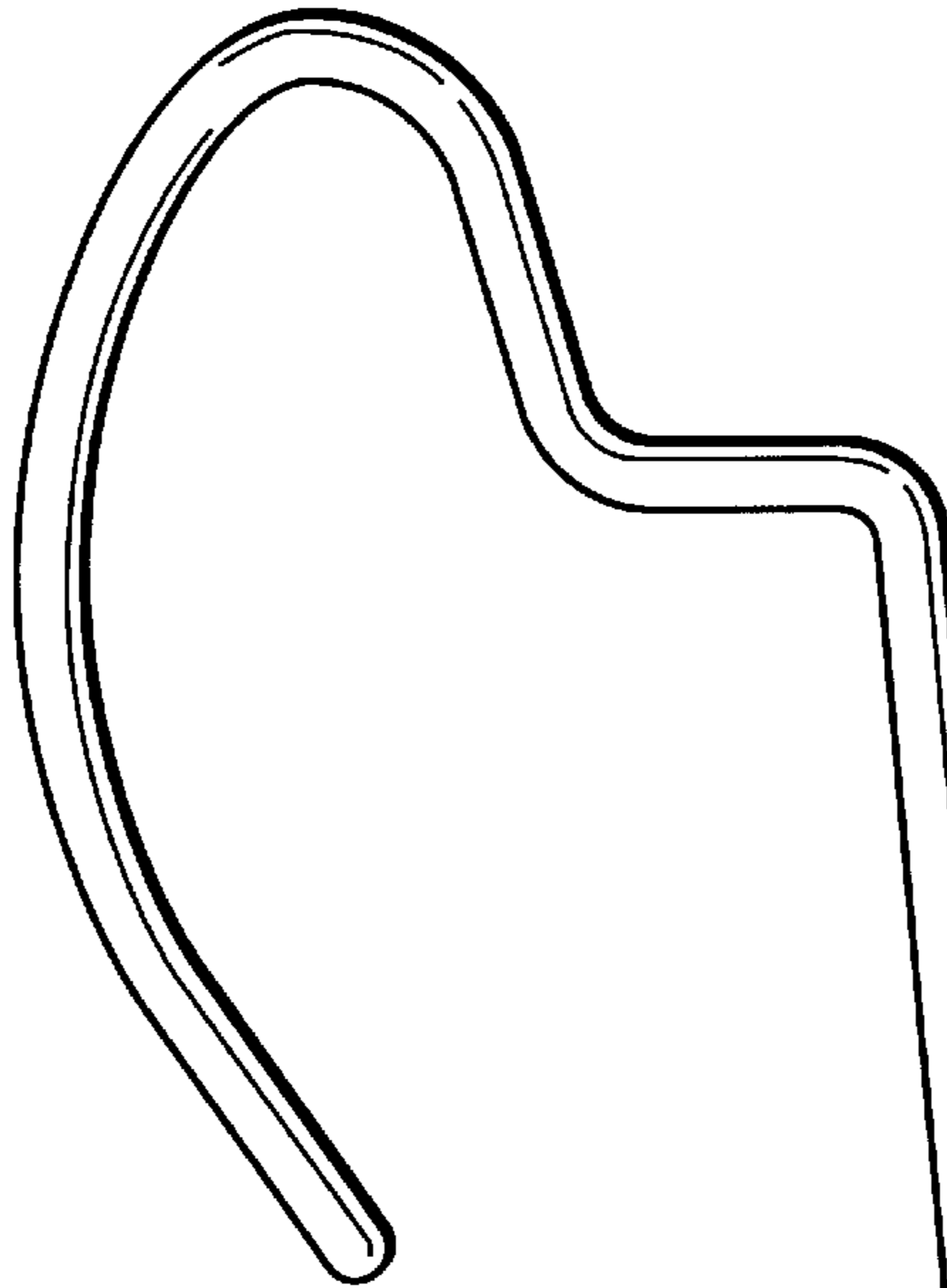
**FIG.\_5**



**FIG.\_6**



**FIG. 3**



**FIG. 2**



**FIG. 4**