



US00D435339S

United States Patent [19] Cleveland

[11] **Patent Number: Des. 435,339**

[45] **Date of Patent: ** Dec. 26, 2000**

[54] **POCKET WALLET**

[75] Inventor: **Robert L. Cleveland**, Lexington, Okla.

[73] Assignee: **The Bob Cleveland Company, Inc.**,
Norman, Okla.

[**] Term: **14 Years**

[21] Appl. No.: **29/120,867**

[22] Filed: **Mar. 28, 2000**

[51] **LOC (7) Cl.** **03-01**

[52] **U.S. Cl.** **D3/249; D3/247; D3/250**

[58] **Field of Search** **D3/247, 248, 249,**
D3/250, 251, 252, 253; 150/131, 132, 135,
137, 140, 144, 145, 147, 149

[56] **References Cited**

U.S. PATENT DOCUMENTS

| | | | | |
|------------|---------|-------------|-------|---------|
| D. 288,263 | 2/1987 | Pagano | | D3/56 |
| D. 342,829 | 1/1994 | Mitchell | | D3/253 |
| D. 348,776 | 7/1994 | Anderson | | D3/226 |
| D. 374,554 | 10/1996 | Niernberger | | D3/249 |
| D. 403,152 | 12/1998 | Parad | | D3/247 |
| 1,855,953 | 4/1932 | Friedrich | . | |
| 2,531,606 | 11/1950 | Broughton | | 150/135 |
| 2,544,618 | 3/1951 | Smith | | 150/145 |

| | | | | |
|-----------|---------|-------------|-------|----------|
| 2,575,030 | 11/1951 | Smallman | | 150/137 |
| 4,705,086 | 11/1987 | O'Neill | | 150/134 |
| 4,744,497 | 5/1988 | O'Neal | | 150/145 |
| 4,796,750 | 1/1989 | Inghram | | 206/37.4 |
| 5,653,276 | 8/1997 | Niernberger | | 150/137 |

FOREIGN PATENT DOCUMENTS

| | | | |
|---------|--------|----------------|---|
| 2636509 | 8/1988 | France | . |
| 114898 | 4/1918 | United Kingdom | . |

Primary Examiner—Louis S. Zarfes
Assistant Examiner—Monica Weingart
Attorney, Agent, or Firm—Dunlap, Coddling & Rogers, P.C.


[57] **CLAIM**

The ornamental design for a pocket wallet, as shown and described.

DESCRIPTION

FIG. 1 is a perspective view of a pocket wallet showing my new design;
FIG. 2 is a front elevational view thereof;
FIG. 3 is a rear elevational view thereof;
FIG. 4 is a top plan view thereof;
FIG. 5 is a bottom plan view thereof;
FIG. 6 is side elevational view of one side thereof; and,
FIG. 7 is a side elevational view of an opposite side thereof.

1 Claim, 1 Drawing Sheet






FIG. 1




FIG. 2

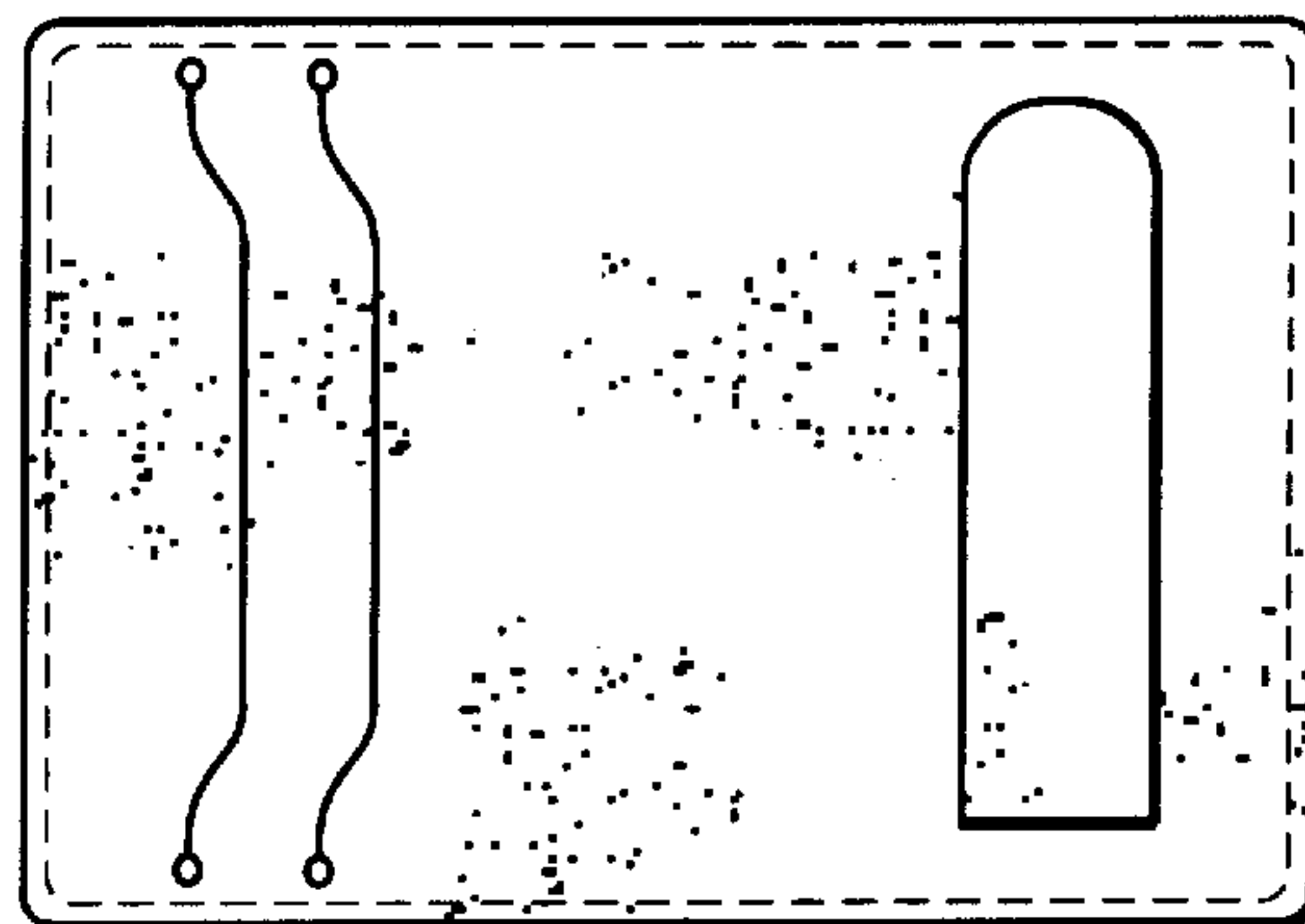


FIG. 3



FIG. 4




FIG. 5



FIG. 6



FIG. 7