



US00D435336S

# United States Patent [19]

Barret et al.

[11] Patent Number: **Des. 435,336**

[45] Date of Patent: **\*\* Dec. 26, 2000**

[54] **FOOTWEAR UPPER PORTION**

|            |         |                      |        |
|------------|---------|----------------------|--------|
| D. 401,755 | 12/1998 | Zinovieff .....      | D2/972 |
| D. 412,614 | 8/1999  | Lavertue et al. .... | D2/972 |
| D. 413,427 | 9/1999  | Fellouhe .....       | D2/969 |

[75] Inventors: **Thierry Barret**, Choisy, France;  
**Martin LaBerge**, Boulder, Colo.

[73] Assignee: **Salomon S.A.**, Metz-Tessy, France

[\*\*] Term: **14 Years**

*Primary Examiner*—Dominic Simone  
*Attorney, Agent, or Firm*—Greenblum & Bernstein, P.L.C.

[21] Appl. No.: **29/117,270**

[22] Filed: **Jan. 21, 2000**

[57] **CLAIM**

We claim the ornamental design for a footwear upper portion, as shown and described.

[30] **Foreign Application Priority Data**

Jul. 23, 1999 [XH] Hague Agreement ..... DM/048 577

**DESCRIPTION**

[51] **LOC (7) Cl.** ..... **02-99**

[52] **U.S. Cl.** ..... **D2/972**

[58] **Field of Search** ..... D2/896, 902, 907,  
D2/943, 944, 969, 970, 972, 973; 36/45,  
50.1, 51, 77 M, 77 R, 83, 88, 89, 113,  
114, 126-130

FIG. 1 illustrates, in a right side view, a footwear upper portion according to our new design;

FIG. 2 illustrates a left side view thereof;

FIG. 3 illustrates a top view thereof;

FIG. 4 illustrates a rear end view thereof; and,

FIG. 5 illustrates a front end view thereof.


The broken lines shown in FIGS. 1-5 are for illustrative purposes only and form no part of the claimed design.

[56] **References Cited**

**U.S. PATENT DOCUMENTS**

D. 385,400 10/1997 Cooper ..... D2/972

**1 Claim, 1 Drawing Sheet**






FIG. 1




FIG. 2

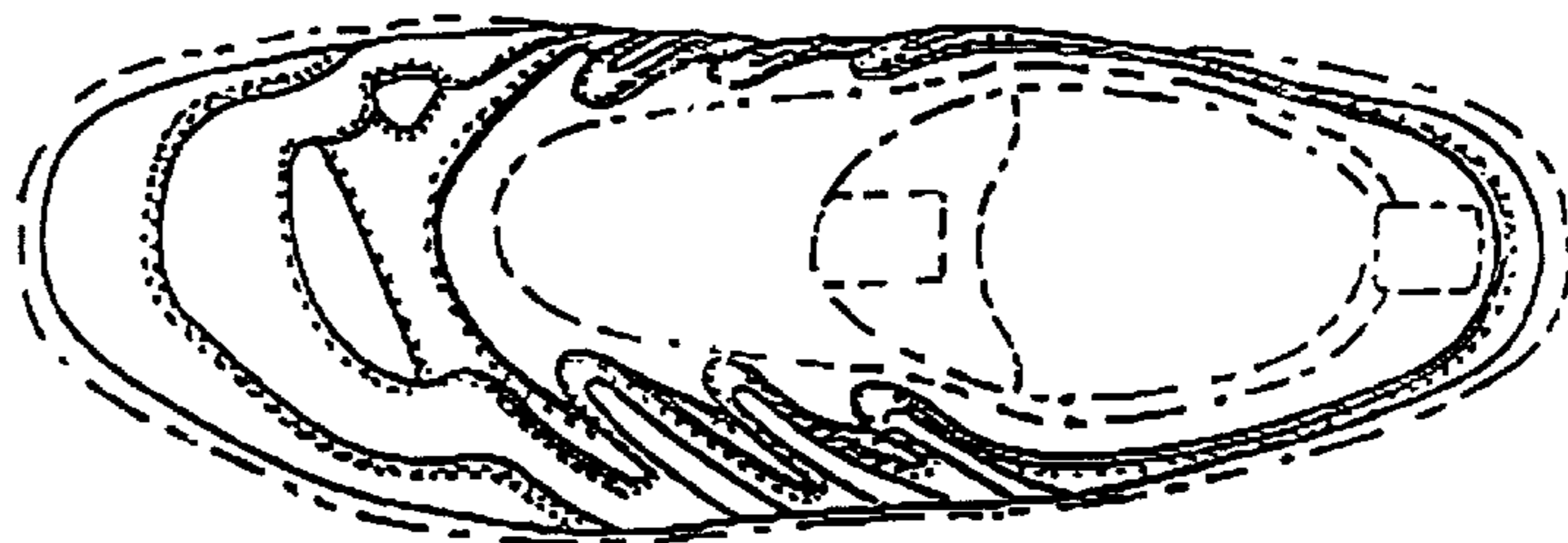


FIG. 3

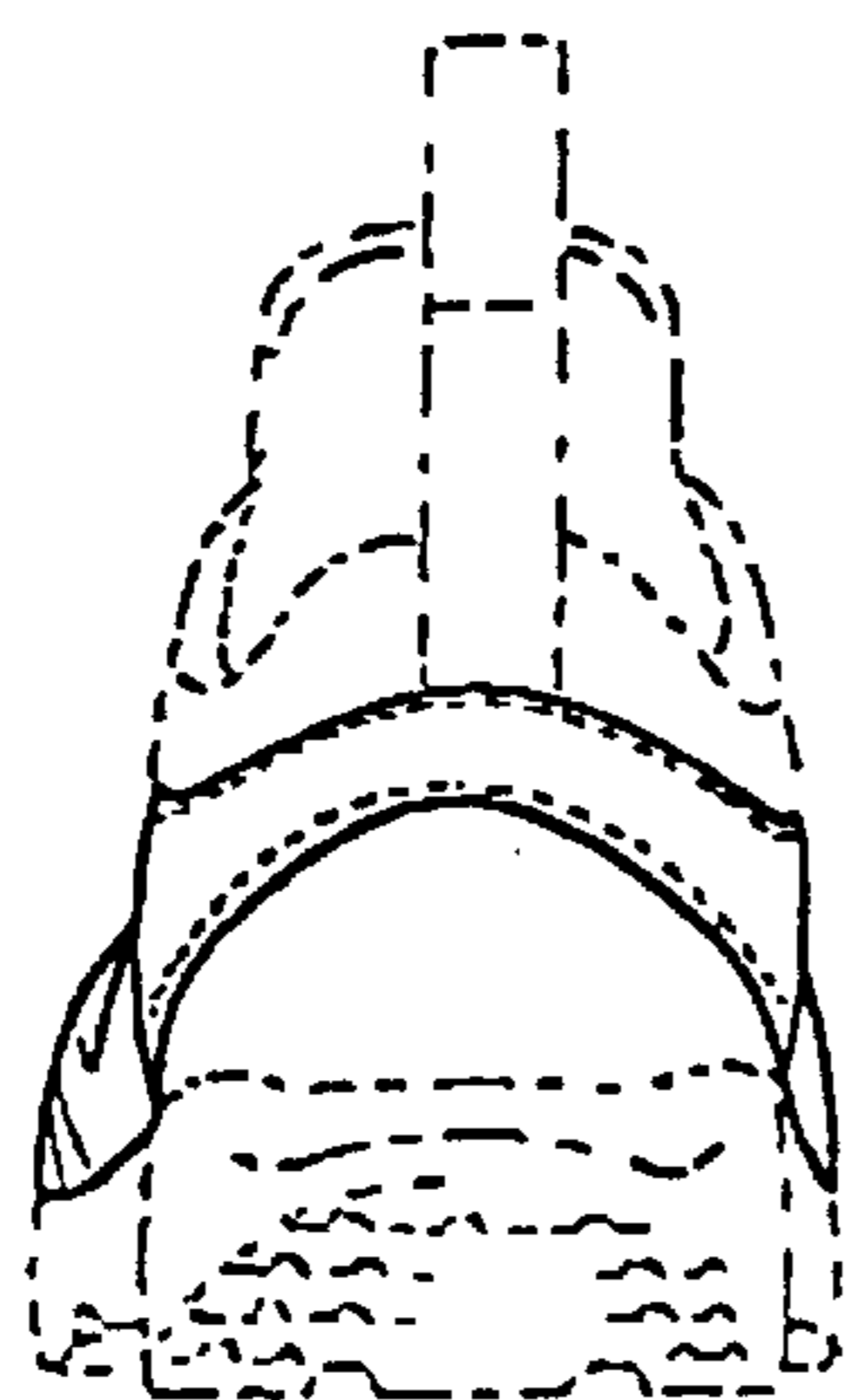


FIG. 4

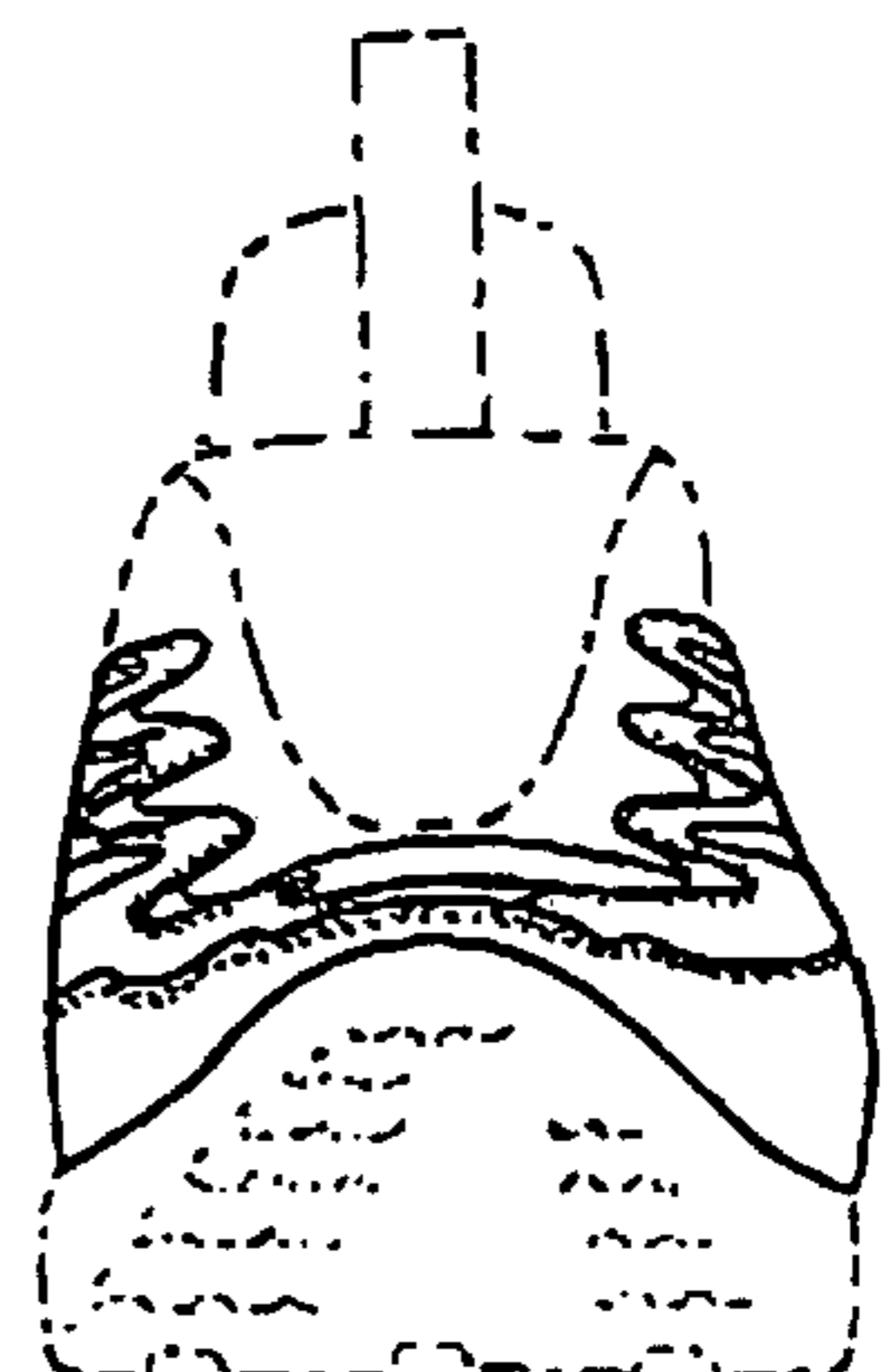


FIG. 5