



US00D435335S

United States Patent [19] Dean

[11] Patent Number: Des. 435,335

[45] Date of Patent: ** Dec. 26, 2000

[54] SANDAL UPPER

[75] Inventor: Norman Dean, Pleasant Valley, N.Y.

[73] Assignee: Footstar Corporation, Mahwah, N.J.

[**] Term: 14 Years

[21] Appl. No.: 29/114,664

[22] Filed: Nov. 29, 1999

[51] LOC (7) Cl. 02-04

[52] U.S. Cl. D2/969; D2/916

[58] Field of Search D2/896, 897, 900,
D2/905, 916-931, 935, 948-960, 969-973,
978; 36/84, 7.5, 9 A, 10, 45, 47, 11.5, 19.5,
169, 166

[56] **References Cited**

U.S. PATENT DOCUMENTS

D. 127,987	7/1941	Babinchak	D2/918
D. 360,973	8/1995	Bailey	D2/969
D. 375,615	11/1996	McDonald	D2/916
2,167,035	7/1939	Westheimer	36/169

OTHER PUBLICATIONS

Women's Sandal Dr. Martens Criss Cross Vamp (S8209PN70) #820943015.

Women's Sandal Dr. Martens Criss Cross Vamp #S8209PB44.

Women's Sandal Timberland Sady Y Strap #78342.

Women's Sandal Rockport Velcro Instep Sandal #W2954M.

Women's Sandal Aerosoles Thinkshank #THISHA002.

Women's Sandal Rockport Cross Front Velcro #W2944M.

Women's Sandal Ecco Cross Over Nubuck #65253-201.

Women's Sandal Clarks of England Criss Cross Vamp Nubuck #34133TAU.

Women's Sandal Ecco Tan Nubuck with Open Toe #65253-201.

Women's Sandal Clarks of England 2 Strap Velcro Nubuck #33557 MUS.

Women's Sandal Naot Cross Over Sandal #2304-739.

Women's Sandal Ecco Shape 2-Band Leather #85643-709.

Women's Sandal Effectivo Fashion Shoes Cross Over Sandal Velcro Side #CLOUDY BLK.

Women's Sandal Bos & Co. Zina Suede Footbed #ZINA DKB.

Women's Sandal Ecco Tan Nubuck with Open Toe #65123-219.

Women's Sandal Ecco Shape 2-Band Leather #85633-101.

Primary Examiner—Louis S. Zarfes

Assistant Examiner—Gregory Andoll

Attorney, Agent, or Firm—Seyfarth Shaw

[57] **CLAIM**

The ornamental design for the sandal upper, as shown and described.

DESCRIPTION

FIG. 1 is a perspective view of a sandal upper showing my new design;

FIG. 2 is a top plan view thereof;

FIG. 3 is a side elevation view of one side thereof;

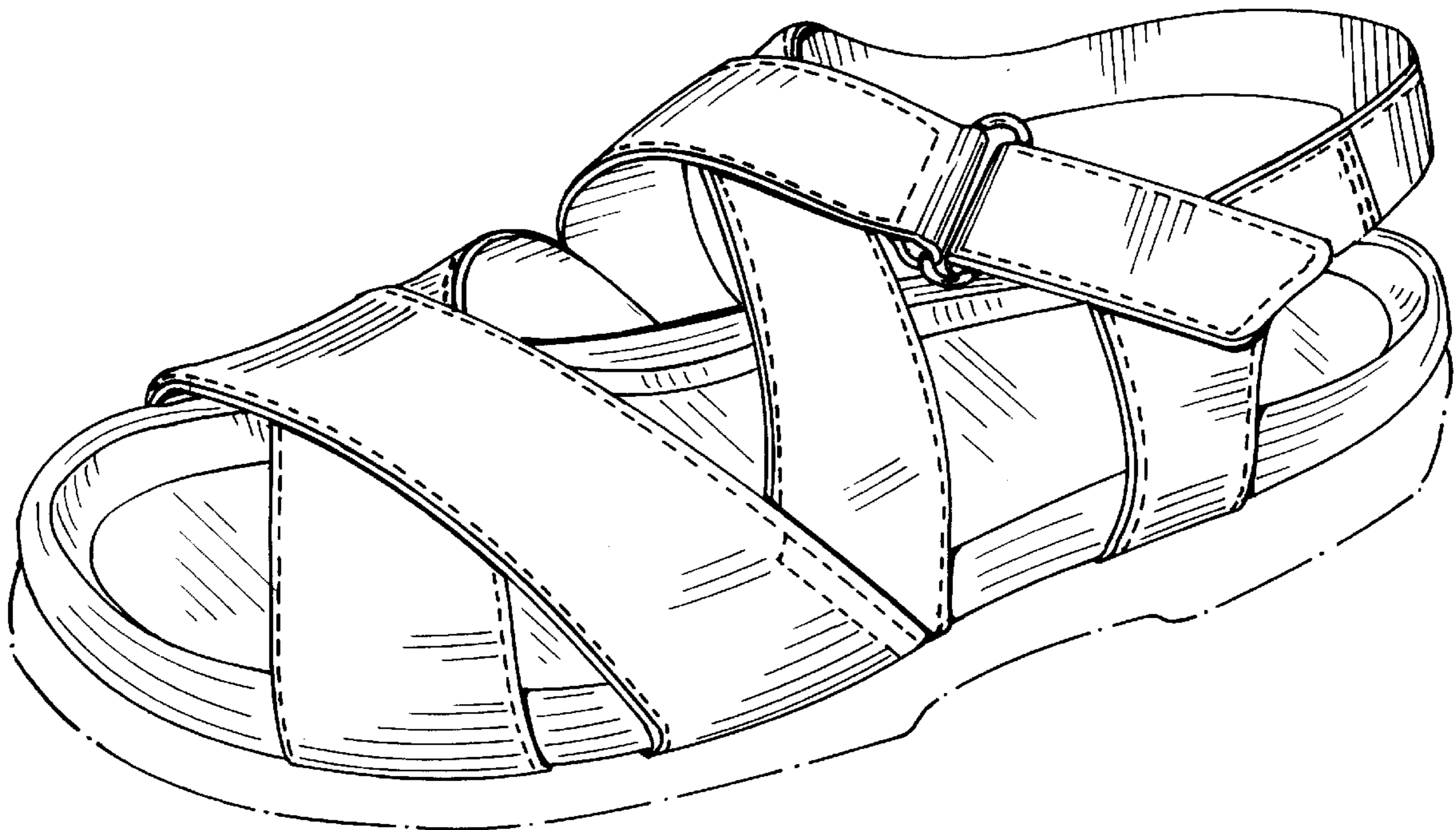
FIG. 4 is a side elevation view of the other side thereof;

FIG. 5 is a front elevation view thereof; and,

FIG. 6 is a rear elevation view thereof.

The broken line showing of the shoe sole in the figures is for illustrative purposes only and forms no part of the claimed design.

1 Claim, 3 Drawing Sheets



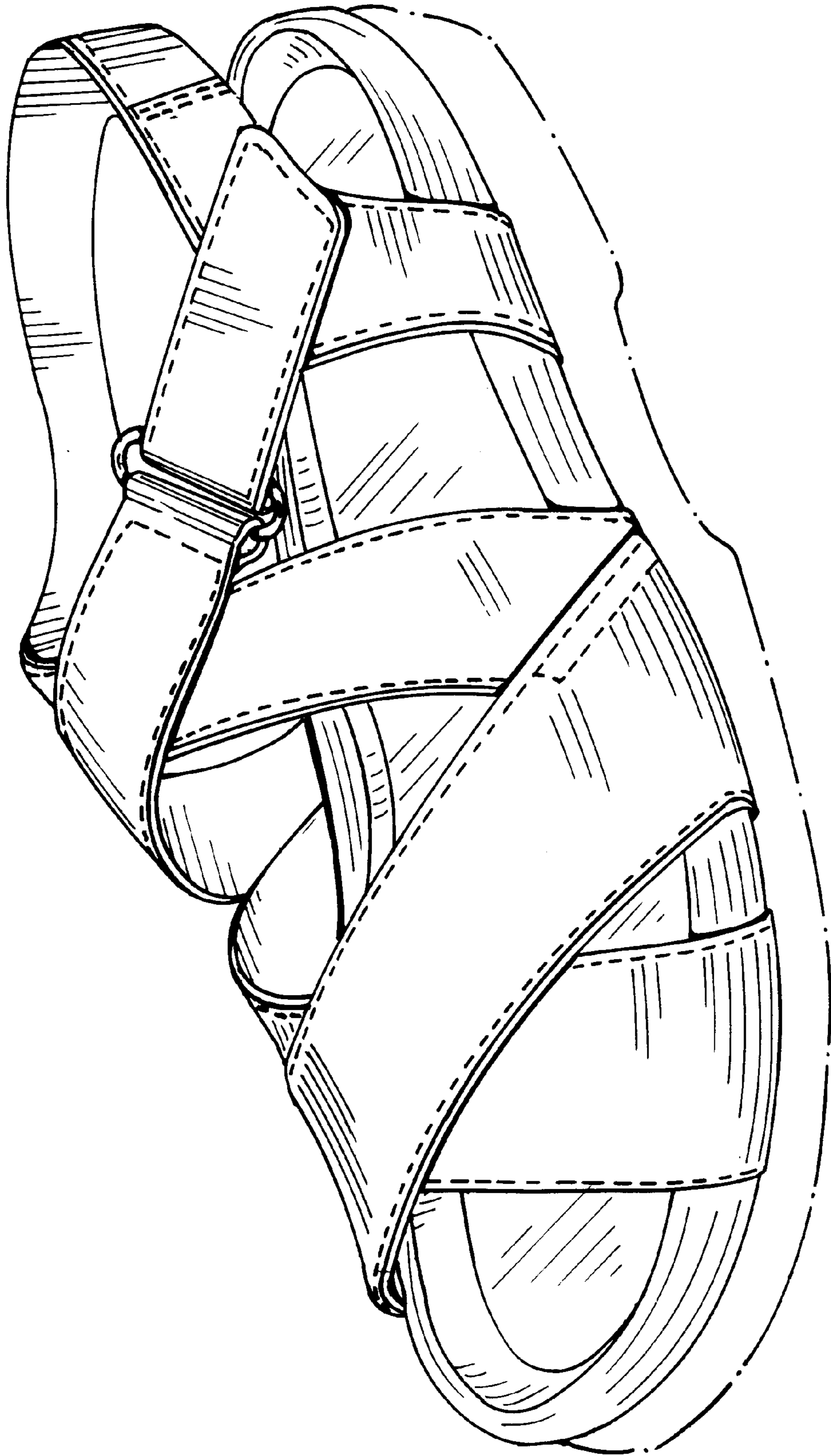


FIG. 1

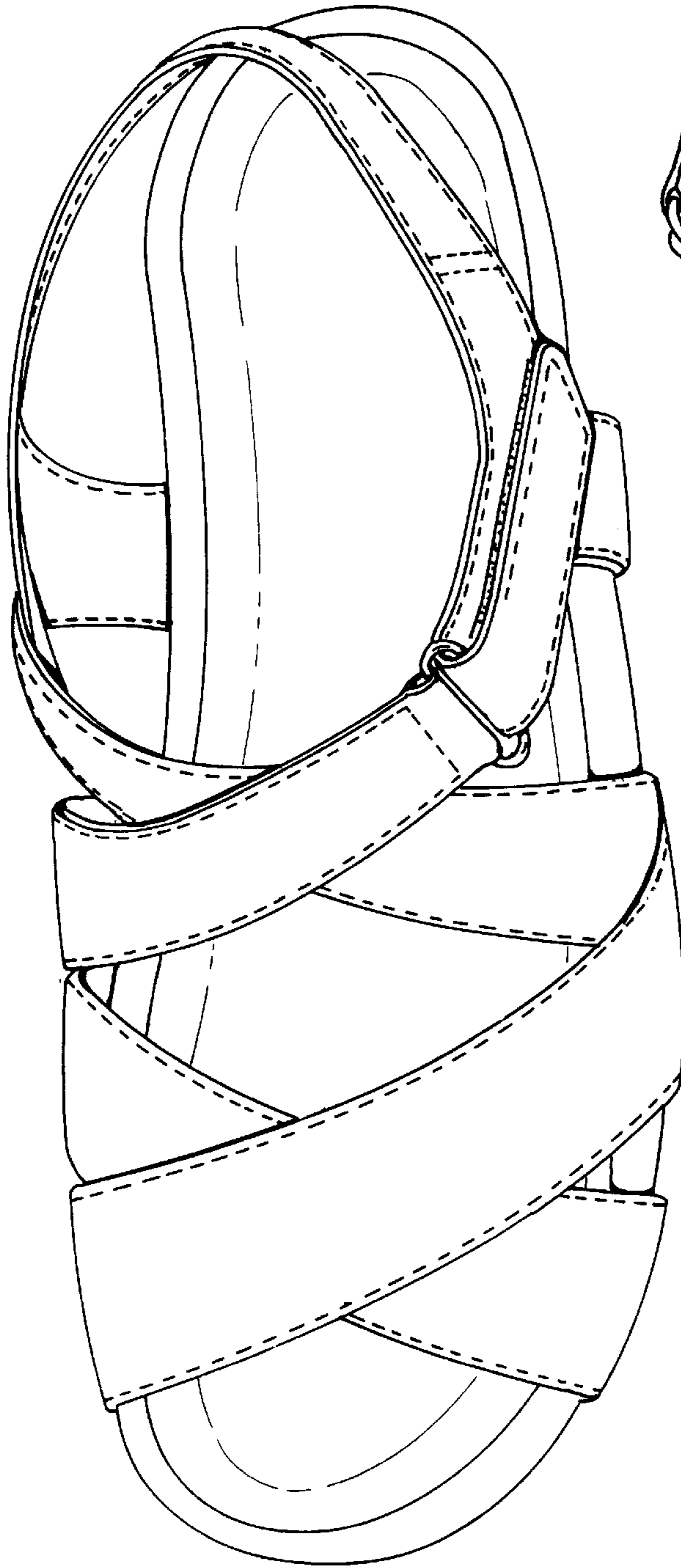


FIG. 2

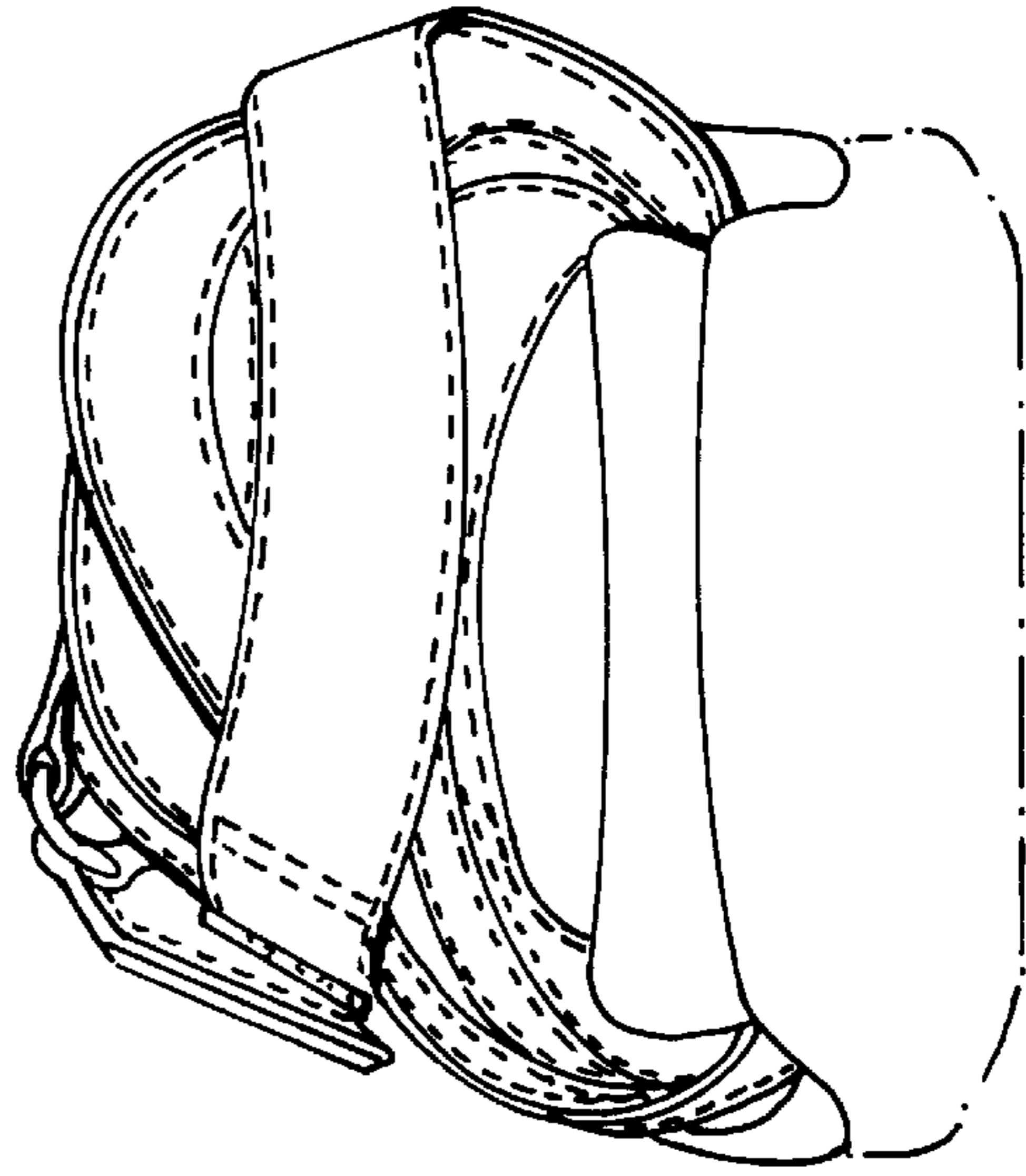


FIG. 6

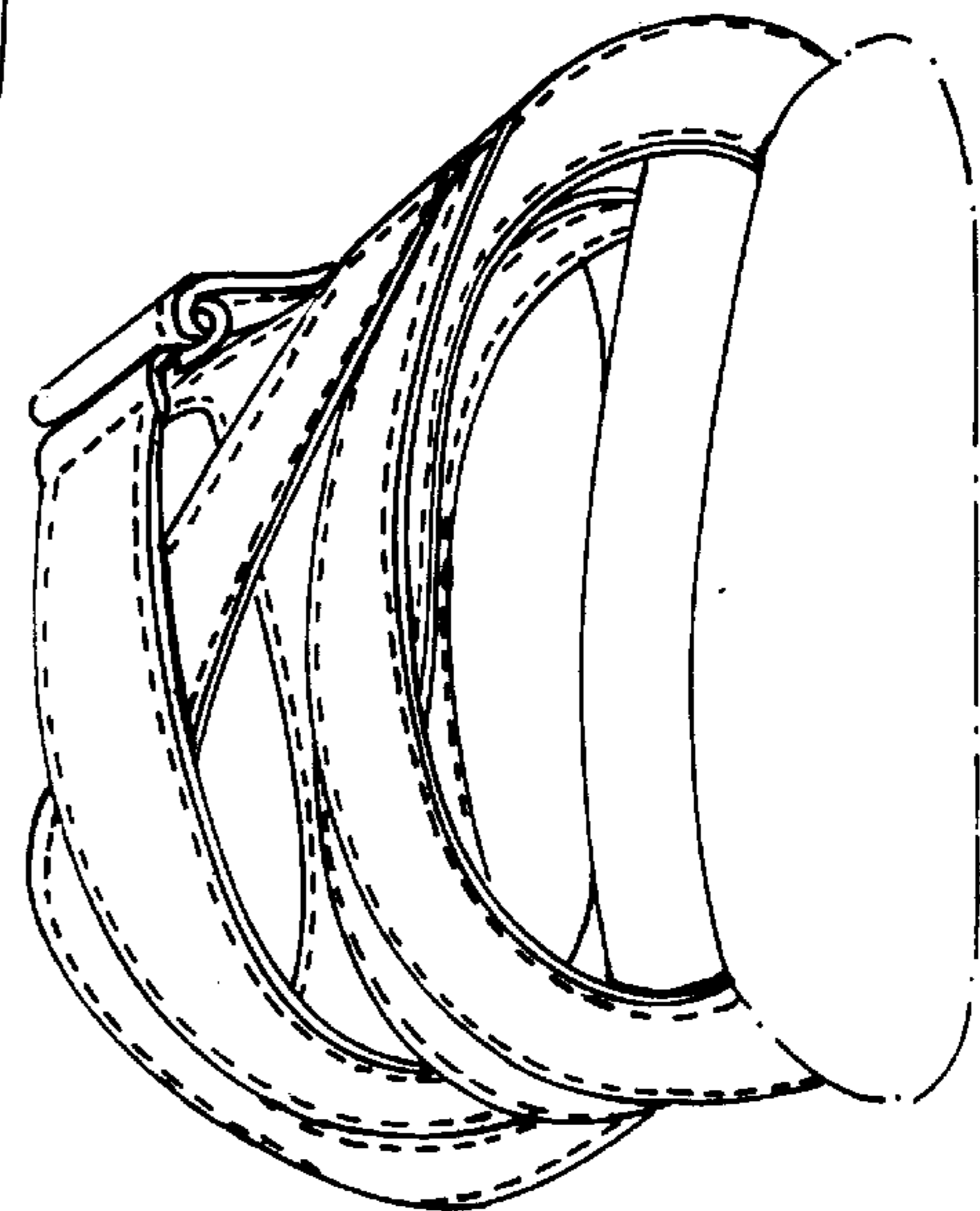


FIG. 5

FIG. 3

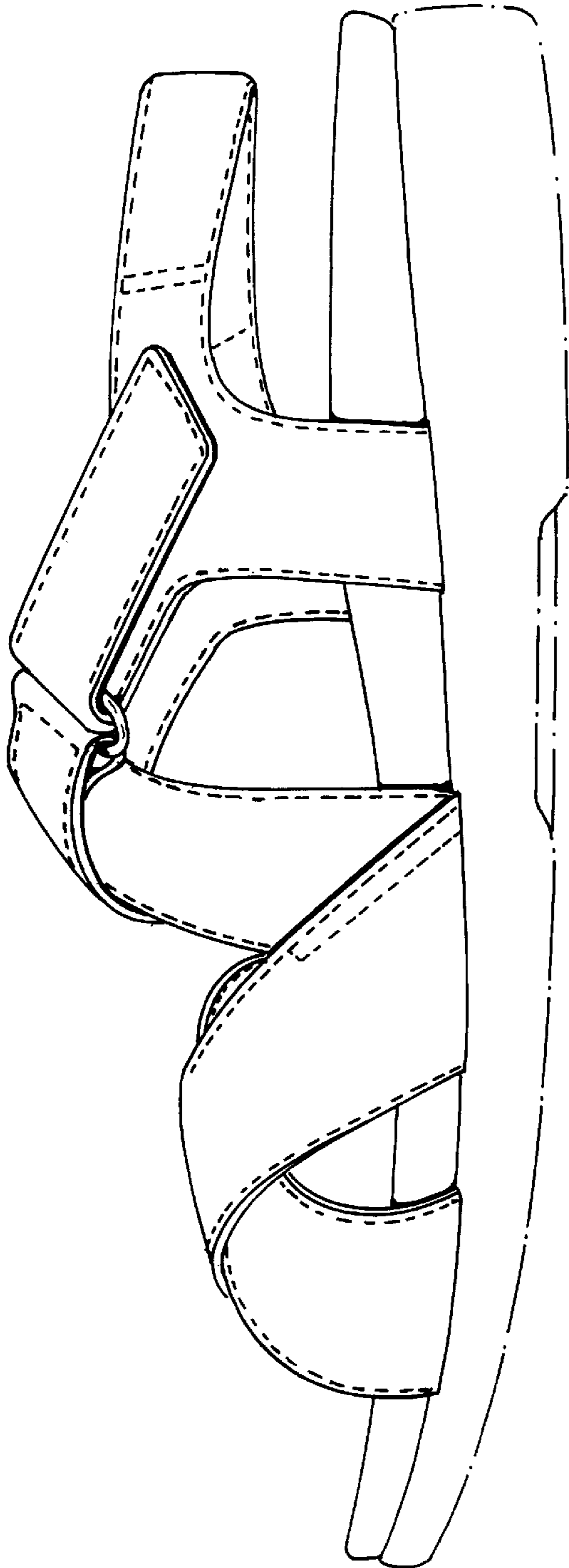


FIG. 4

