



US00D435333S

United States Patent [19]

[11] **Patent Number: Des. 435,333**

Robbins et al.

[45] **Date of Patent: ** Dec. 26, 2000**

[54] **FOOTWEAR TREAD**

[75] Inventors: **Richard J. Robbins**, Derby, Kans.;
Chris Gunsch, Broken Arrow, Okla.;
Frank Cooper, Ft. Smith, Ark.

[73] Assignee: **Brunswick Corporation**, Tulsa, Okla.

[**] Term: **14 Years**

[21] Appl. No.: **29/122,331**

[22] Filed: **Apr. 25, 2000**

[51] **LOC (7) Cl. 02-04**

[52] **U.S. Cl. D2/957; D2/947; D2/960**

[58] **Field of Search D2/760, 902, 904,**
D2/908, 909, 911, 914, 916, 920, 946-948,
951-962, 964, 972, 977; 36/22 R, 24.5,
25 A, 25 R, 28, 29, 32 R, 43, 59 C, 59 R,
102, 103, 129, 134, 149

[56] **References Cited**

U.S. PATENT DOCUMENTS

- D. 286,342 10/1986 Stubblefield D2/957
- D. 308,594 6/1990 Brinker .
- D. 308,747 6/1990 Brinker .
- D. 308,749 6/1990 Brinker .
- D. 308,905 7/1990 Brinker .
- D. 308,907 7/1990 Brinker .
- D. 316,476 4/1991 Brinker .
- D. 316,930 5/1991 Bernasconi .
- D. 317,225 6/1991 Austin .
- D. 317,826 7/1991 Austin .
- D. 317,827 7/1991 Austin .
- D. 317,974 7/1991 Austin .
- D. 318,169 7/1991 Austin .
- D. 318,946 8/1991 Granatelli .
- D. 321,275 11/1991 Austin .
- D. 322,881 1/1992 Bushman .
- D. 330,629 11/1992 Bramani .
- D. 331,488 12/1992 Norton et al. .
- D. 331,490 12/1992 Bramani .
- D. 337,426 7/1993 Dyer et al. .
- D. 339,675 9/1993 Austin .
- D. 340,571 10/1993 Novy .
- D. 342,375 12/1993 Nichol, Jr. .
- D. 342,605 12/1993 Nichol, Jr. .

- D. 343,049 1/1994 Novy .
- D. 343,051 1/1994 Bramani .
- D. 343,052 1/1994 Novy .
- D. 348,975 7/1994 Rogers et al. .
- D. 350,642 9/1994 Novy .
- D. 351,718 10/1994 Novy .
- D. 351,935 11/1994 O'Rorke D2/959
- D. 363,371 10/1995 Werman D2/957
- D. 364,265 11/1995 Murray D2/951
- D. 375,616 11/1996 Baker et al. .
- D. 378,318 3/1997 James D2/953

(List continued on next page.)

FOREIGN PATENT DOCUMENTS

- 0 382 904 A2 8/1990 European Pat. Off. .
- 0 382 904 A3 8/1990 European Pat. Off. .
- 0 382 904 B1 8/1990 European Pat. Off. .
- 0 556 799 A1 8/1993 European Pat. Off. .
- 0 556 799 B1 8/1993 European Pat. Off. .
- 0 619 959 A1 10/1994 European Pat. Off. .
- 0 723 744 A2 7/1996 European Pat. Off. .
- 0 723 744 A3 6/1997 European Pat. Off. .
- 0 900 531 A2 3/1999 European Pat. Off. .

Primary Examiner—Celia Murphy
Attorney, Agent, or Firm—Wood, Phillips, VanSanten, Clark & Mortimer

[57] **CLAIM**

The ornamental design for a footwear tread, shown and described.

DESCRIPTION

FIG. 1 is a bottom, right side and rear perspective view of a footwear tread showing our new design;
FIG. 2 is a bottom view thereof;
FIG. 3 is a front elevation view thereof;
FIG. 4 is a rear elevation view thereof;
FIG. 5 is a left side elevation view thereof; and,
FIG. 6 is a right side elevation view thereof.
The portions of the footwear tread shown in dotted lines do not constitute a part of the claimed design. And the claimed portion of the sides shown in FIGS. 1, and 3-6 extends only to the depth of the tread.

1 Claim, 4 Drawing Sheets

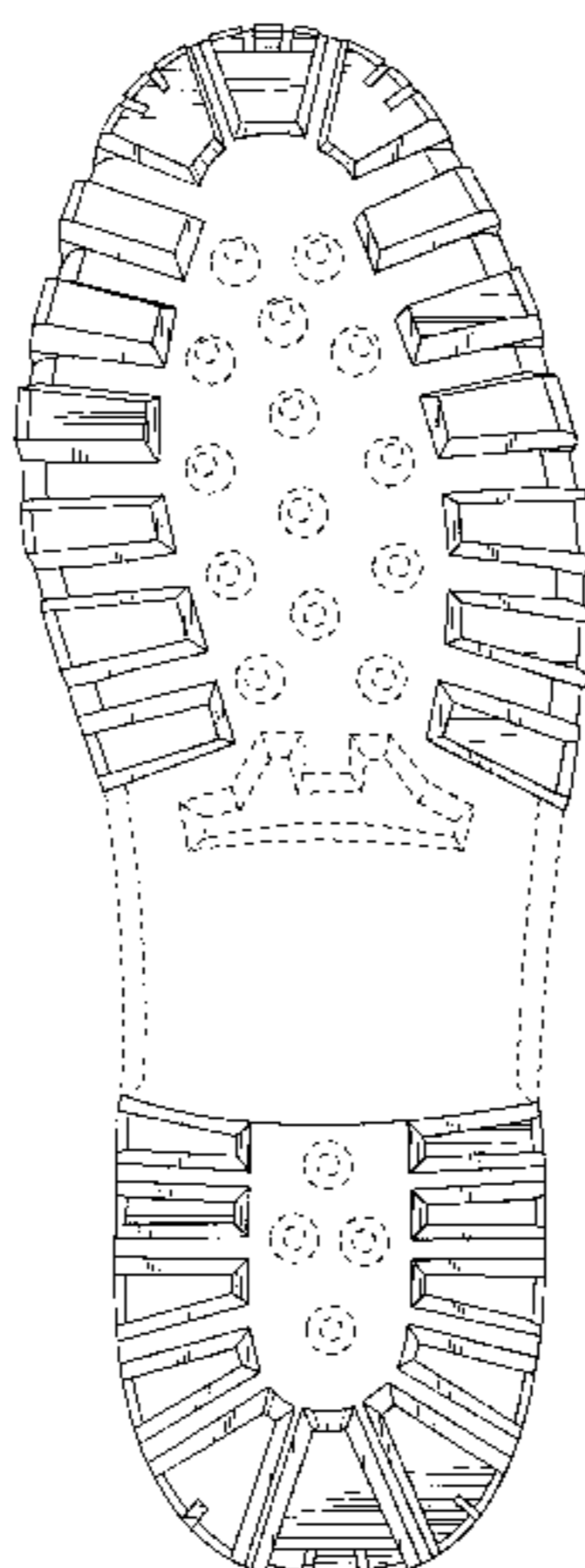


Fig. 1

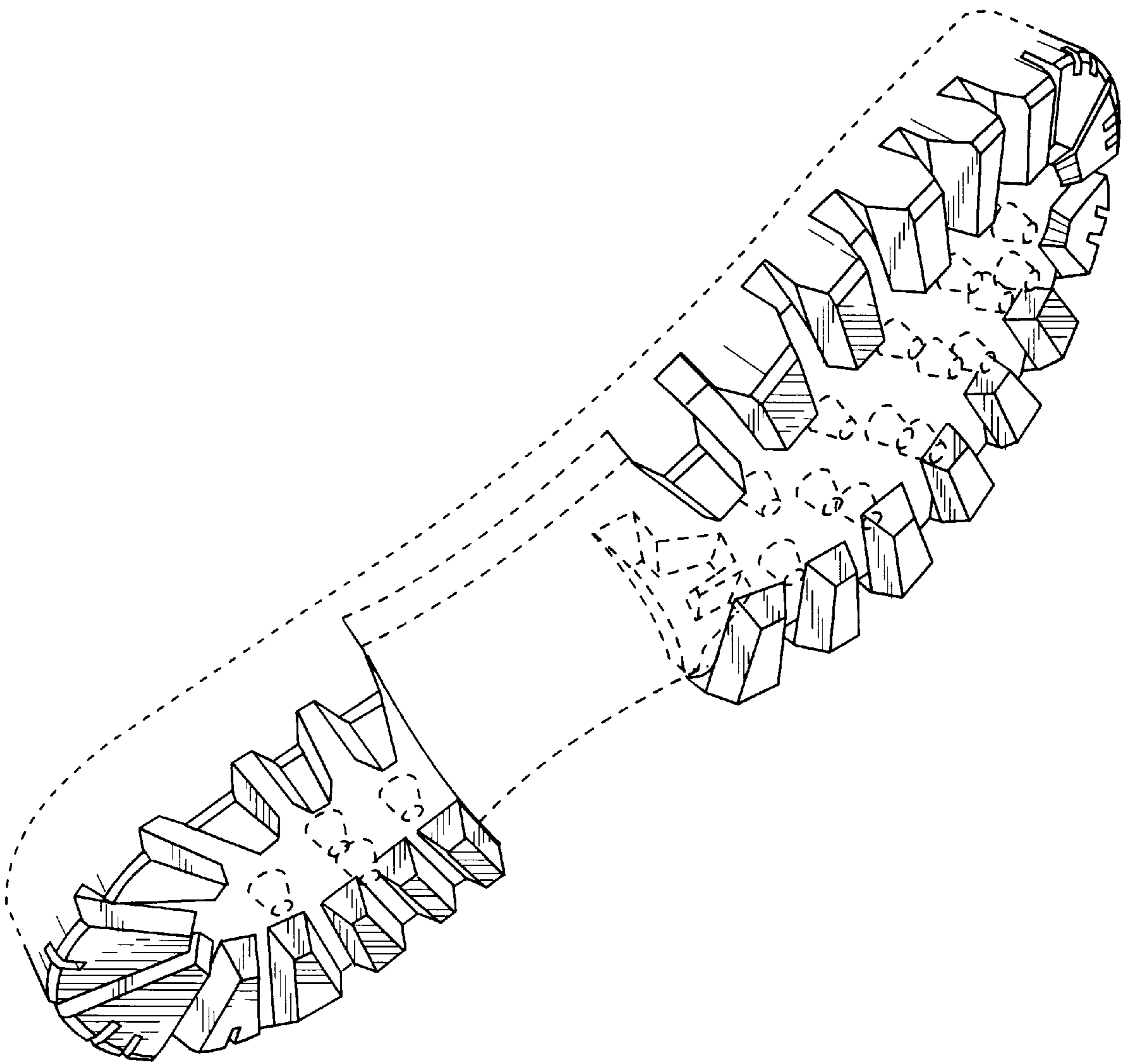


Fig. 2

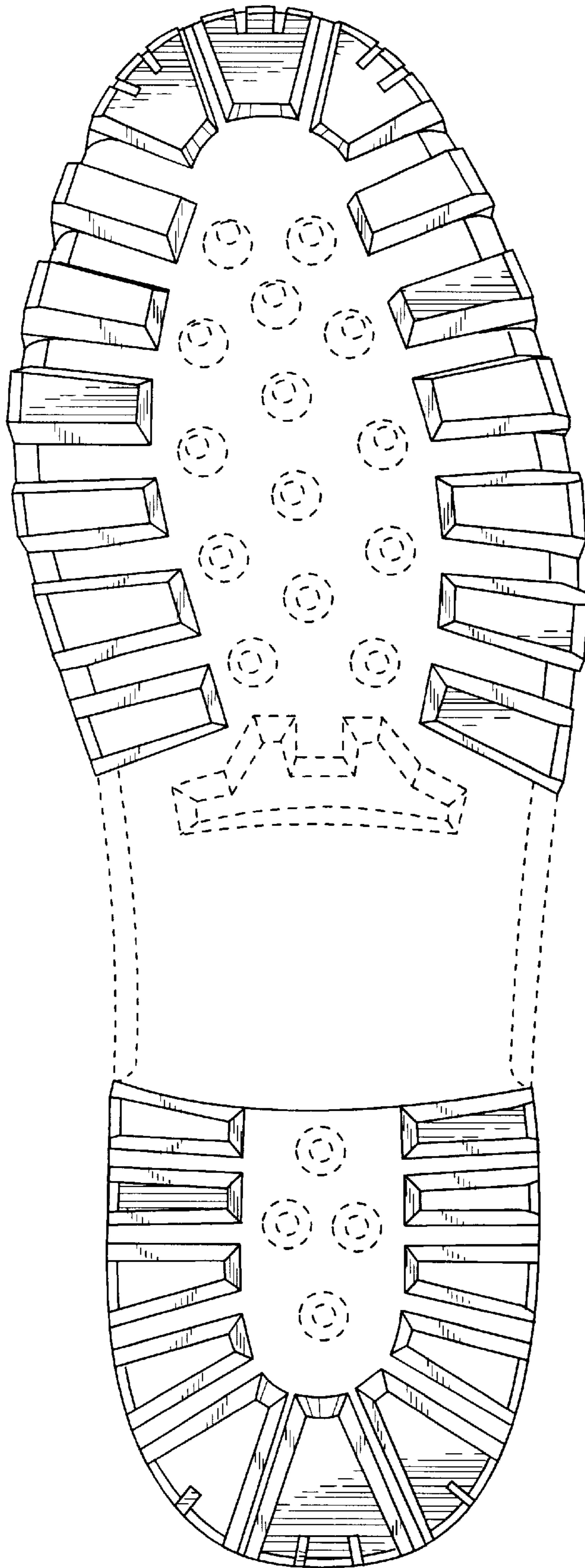


Fig. 3

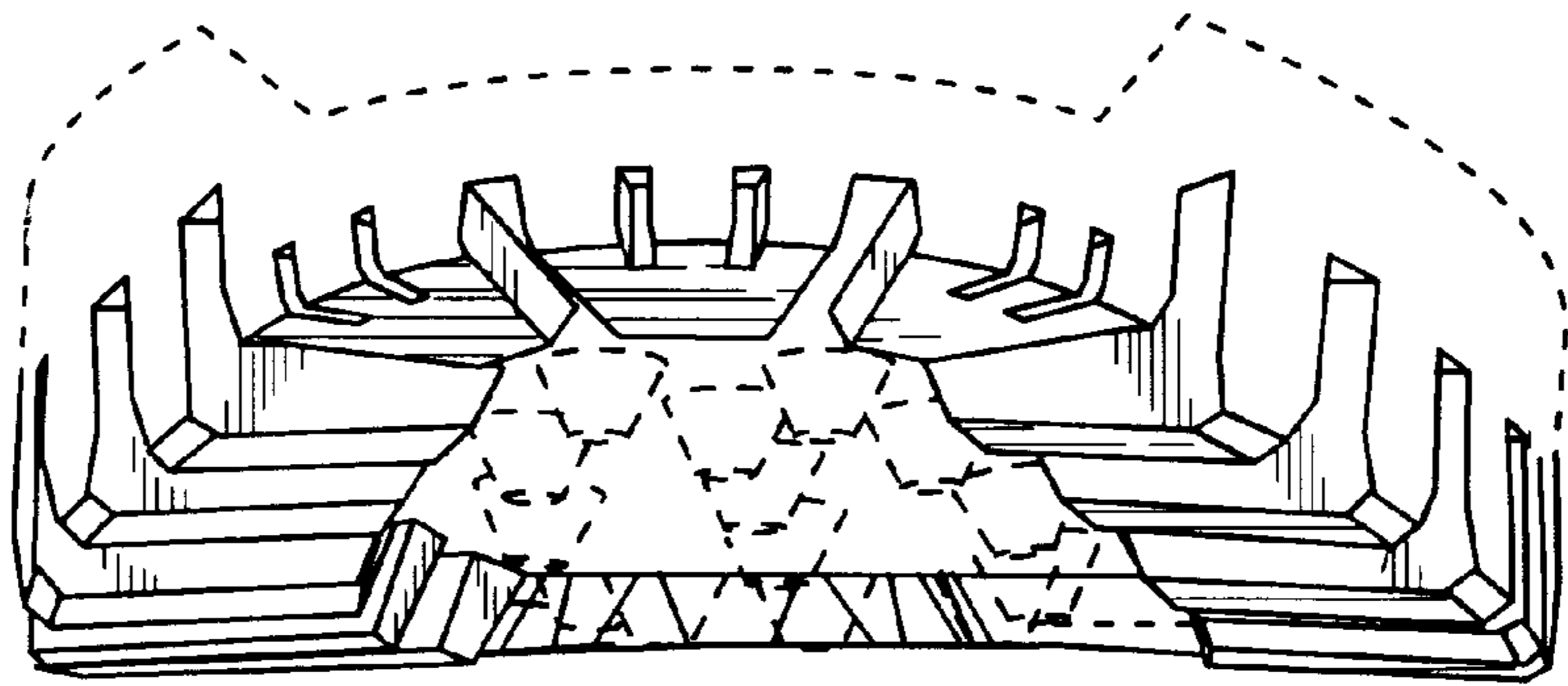


Fig. 4

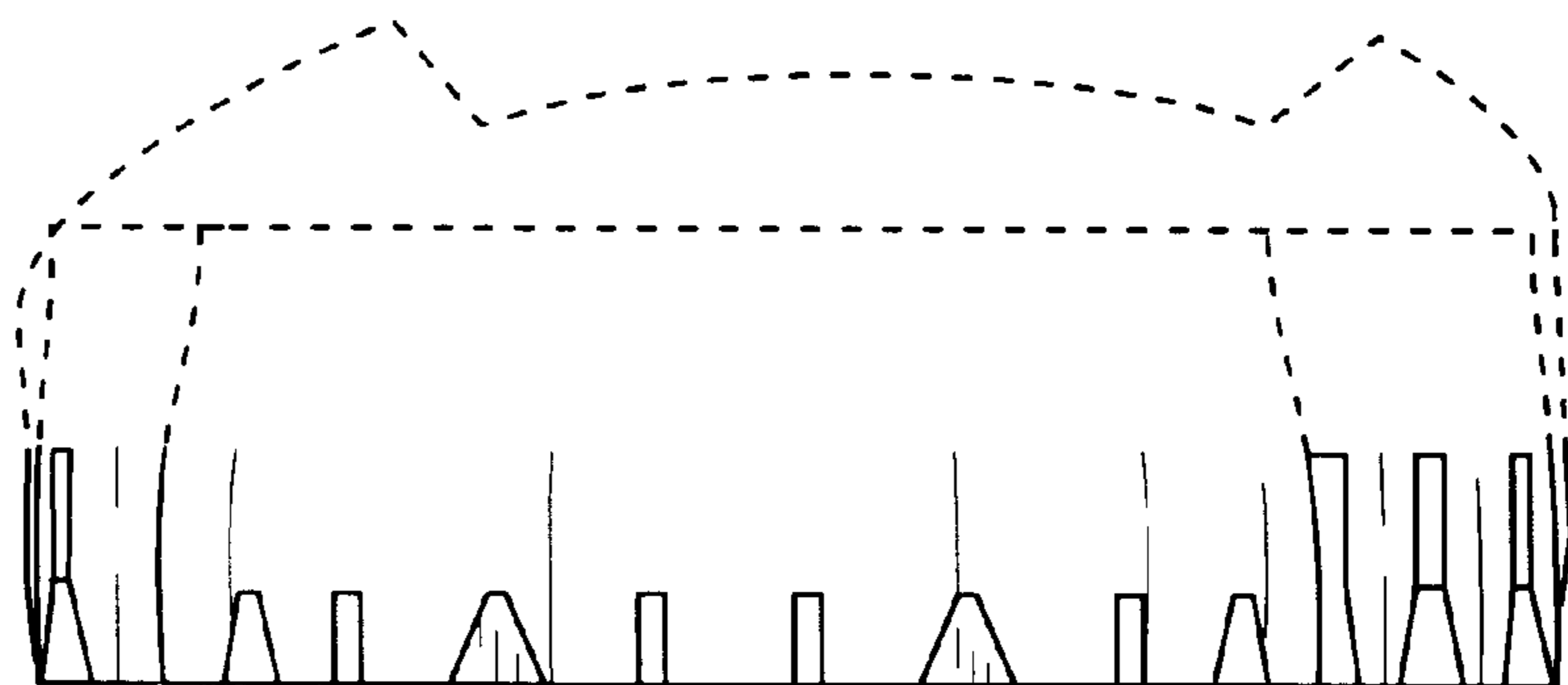


Fig. 5

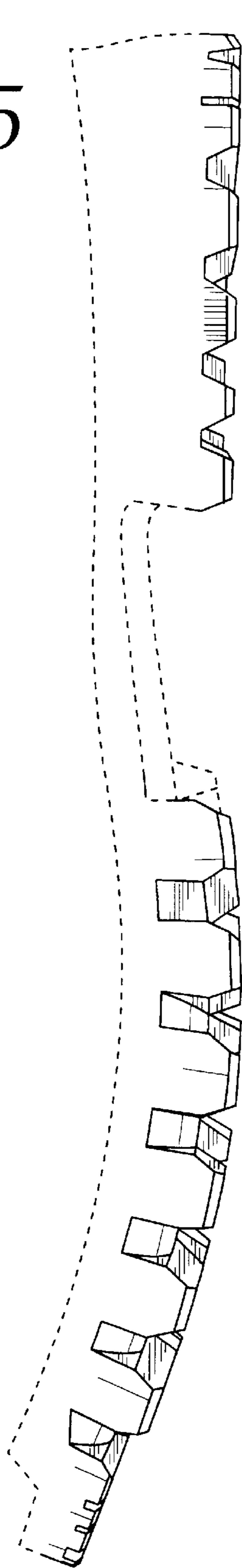


Fig. 6

