



US00D435314S

United States Patent [19]

Hoyle, Jr.

[11] **Patent Number: Des. 435,314**

[45] **Date of Patent: ** Dec. 19, 2000**

[54] **LOWER BUMPER ATTACHMENT
EXHIBITING TEARDROP SHAPED
HEADLAMP OPENINGS**

[75] Inventor: **Frederick L. Hoyle, Jr.**, Pickerington,
Ohio

[73] Assignee: **AN-DICK-RO**, Columbus, Ohio

[**] Term: **14 Years**

[21] Appl. No.: **29/119,449**

[22] Filed: **Mar. 1, 2000**

[51] **LOC (7) Cl.** **26-99**

[52] **U.S. Cl.** **D26/139**

[58] **Field of Search** D26/28-36, 120,
D26/139; 362/61, 80, 81, 82, 83, 326, 329-340

[56] **References Cited**

U.S. PATENT DOCUMENTS

- D. 120,209 4/1940 Ache .
- D. 186,160 9/1959 Schemansky .
- D. 187,368 3/1960 MacKichan .

- D. 288,137 2/1987 Hirano D26/139
- D. 354,363 1/1995 Tsai .
- D. 364,239 11/1995 Sacco et al. .
- D. 382,659 8/1997 Kaloustian .
- D. 409,126 5/1999 Hoyle, Jr. .
- D. 411,330 6/1999 Goebert et al. D26/139
- 5,482,336 1/1996 Rouse et al. .

Primary Examiner—Marcus A. Jackson
Attorney, Agent, or Firm—Gifford, Krass, Groh, Sprinkle,
Anderson & Citkowski, P.C.

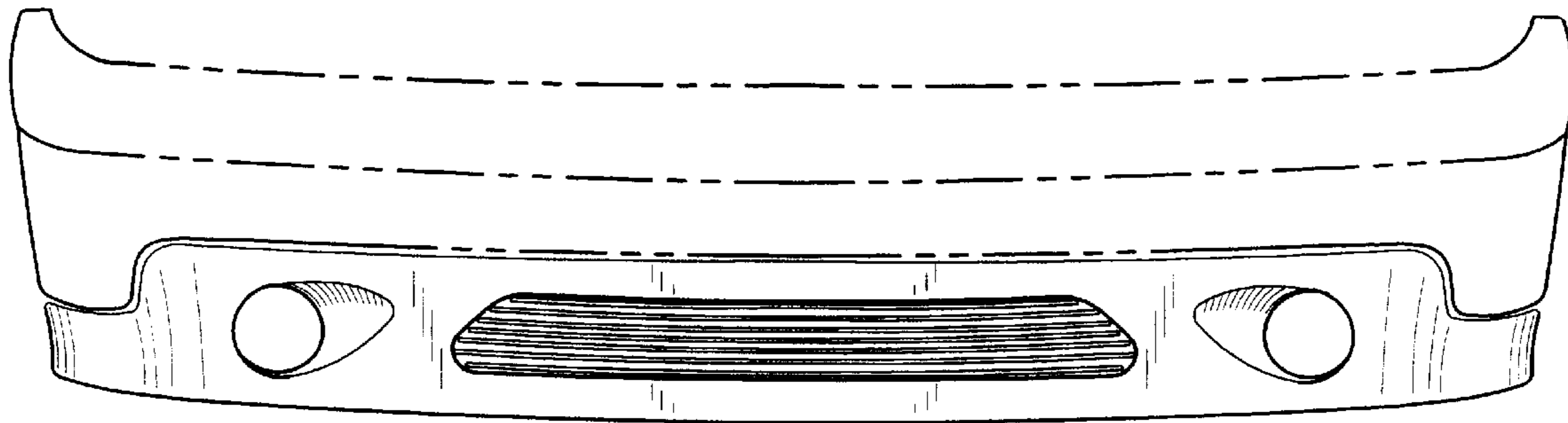
[57] **CLAIM**

I claim the ornamental design for a lower bumper attachment exhibiting teardrop shaped headlamp openings, as shown and described.

DESCRIPTION

FIG. 1 is a front view of the lower bumper attachment forming a part of the present design;
FIG. 2 is a first left-side perspective view of the present design; and,
FIG. 3 is a second right-side perspective view of the present design.

1 Claim, 1 Drawing Sheet



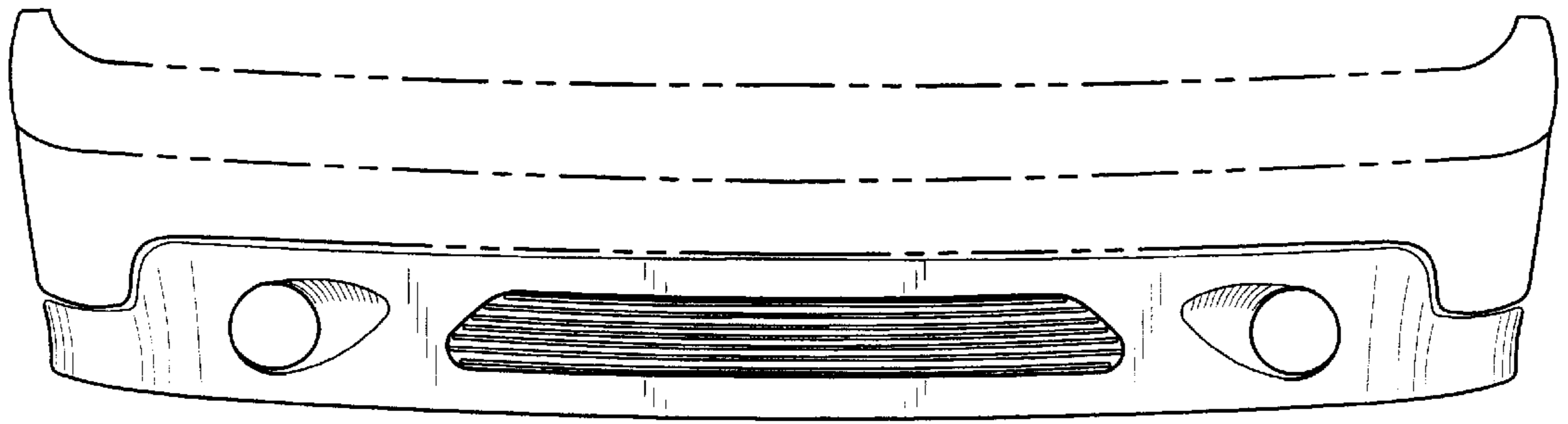


Fig-1

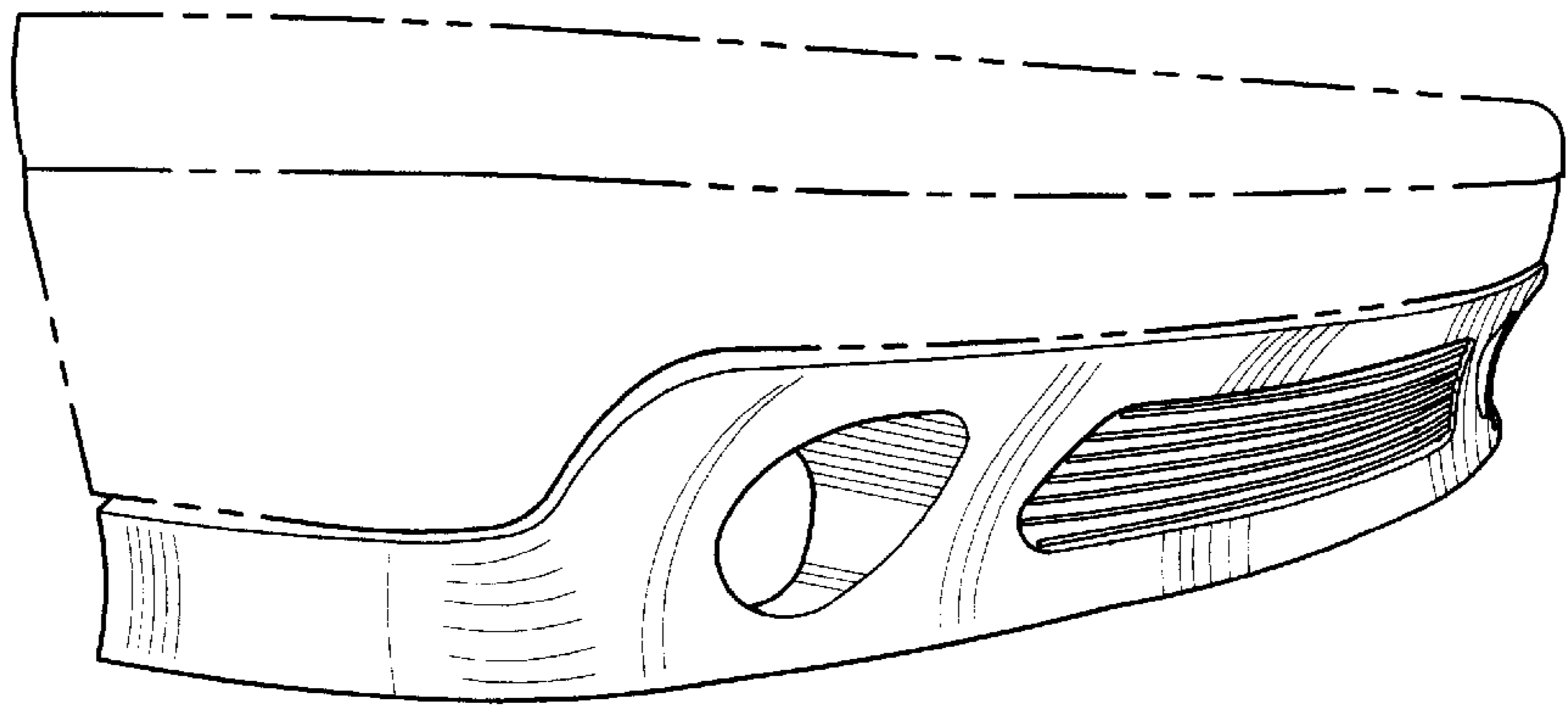


Fig-2

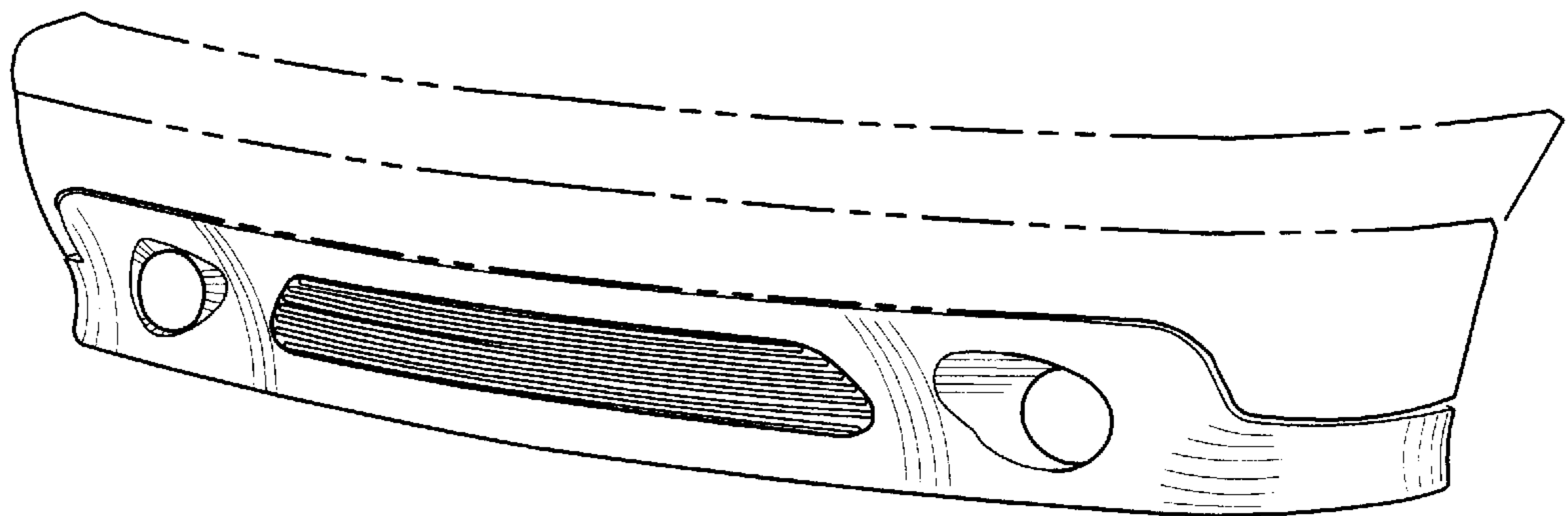


Fig-3