



US00D435290S

# United States Patent [19]

Harris et al.

[11] Patent Number: Des. 435,290

[45] Date of Patent: \*\* Dec. 19, 2000

[54] VITAMIN TABLET

[75] Inventors: William Bryan Harris, La Mirada;  
Gregory E. Painter, Buena Park, both  
of Calif.

[73] Assignee: Amway Corporation, Ada, Mich.

[\*\*] Term: 14 Years

[21] Appl. No.: 29/115,927

[22] Filed: Dec. 22, 1999

[51] LOC (7) Cl. .... 28-01

[52] U.S. Cl. .... D24/102

[58] Field of Search ..... D24/101, 102,  
D24/103; D1/100-106, 107, 127-130, 199;  
D21/488, 386; 424/451, 464, 467, 48

### [56] References Cited

#### U.S. PATENT DOCUMENTS

- D. 187,526 3/1960 Hansen .
- D. 210,365 3/1968 Kroninger, Jr. et al. .
- D. 210,366 3/1968 Kroninger, Jr. et al. .
- D. 210,367 3/1968 Kroninger, Jr. et al. .
- D. 210,368 3/1968 Kroninger, Jr. et al. .
- D. 210,369 3/1968 Kroninger, Jr. et al. .
- D. 210,370 3/1968 Kroninger, Jr. et al. .
- D. 210,371 3/1968 Kroninger, Jr. et al. .
- D. 220,327 3/1971 Tripp .
- D. 220,328 3/1971 Tripp .
- D. 220,329 3/1971 Tripp .
- D. 220,330 3/1971 Kroninger, Jr. et al. .
- D. 220,391 4/1971 Kroninger, Jr. et al. .
- D. 220,392 4/1971 Kroninger, Jr. et al. .
- D. 220,393 4/1971 Kroninger, Jr. et al. .

- D. 220,394 4/1971 Kroninger, Jr. et al. .
- D. 223,910 6/1972 Wiethop .
- D. 223,912 6/1972 Wiethop .
- D. 224,529 8/1972 Wiethop .
- D. 227,459 6/1973 Modelevsky et al. .
- D. 275,802 10/1984 Beychok et al. .
- D. 275,803 10/1984 Beychok et al. .
- D. 275,898 10/1984 Beychok et al. .
- D. 275,899 10/1984 Beychok et al. .
- D. 280,557 9/1985 Becker .
- D. 281,103 10/1985 Martin et al. .... D24/102
- D. 284,114 6/1986 Robson .
- D. 284,115 6/1986 Robson .
- D. 308,154 5/1990 Tow .

#### FOREIGN PATENT DOCUMENTS

683417 7/1986 Japan .

Primary Examiner—Antoine Duval Davis  
Attorney, Agent, or Firm—Amway Corporation


### [57] CLAIM

The ornamental design for a vitamin tablet, as shown and described.

#### DESCRIPTION

FIG. 1 is a perspective view of a vitamin tablet embodying the new design;  
FIG. 2 is a top plan view thereof;  
FIG. 3 is a front elevational view thereof;  
FIG. 4 is a bottom plan view thereof;  
FIG. 5 is a left side elevational view of FIG. 6;  
FIG. 6 is a rear elevational view of the vitamin tablet shown in FIG. 1; and,  
FIG. 7 is a right side elevational view of FIG. 6.

1 Claim, 2 Drawing Sheets






FIG. 1

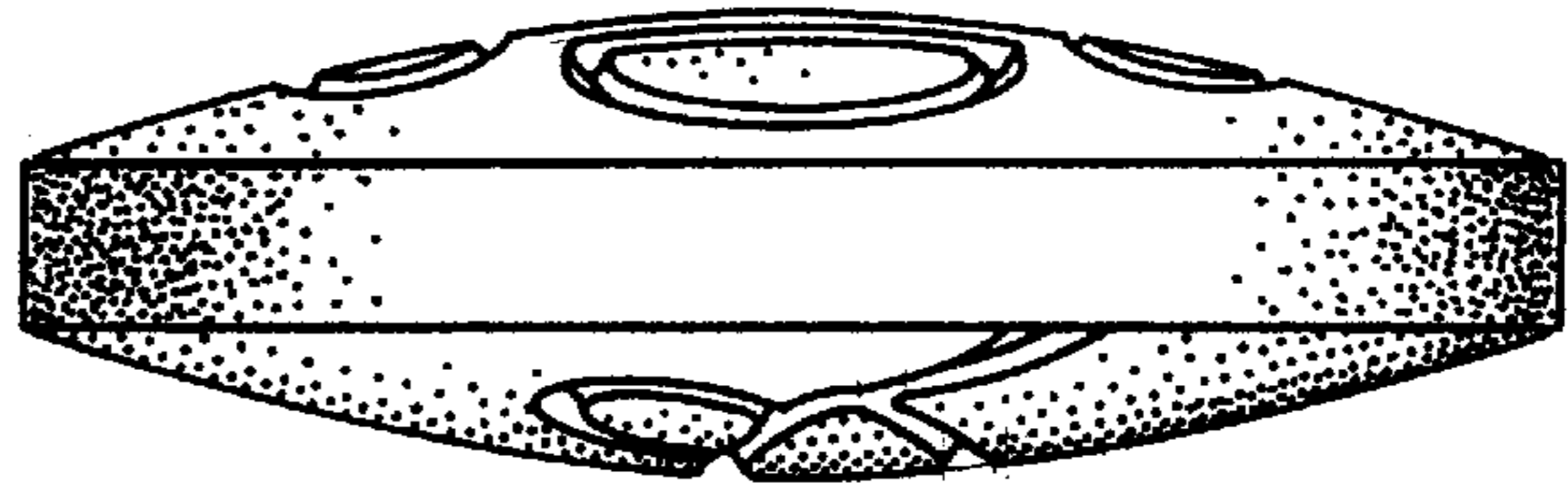


FIG. 2

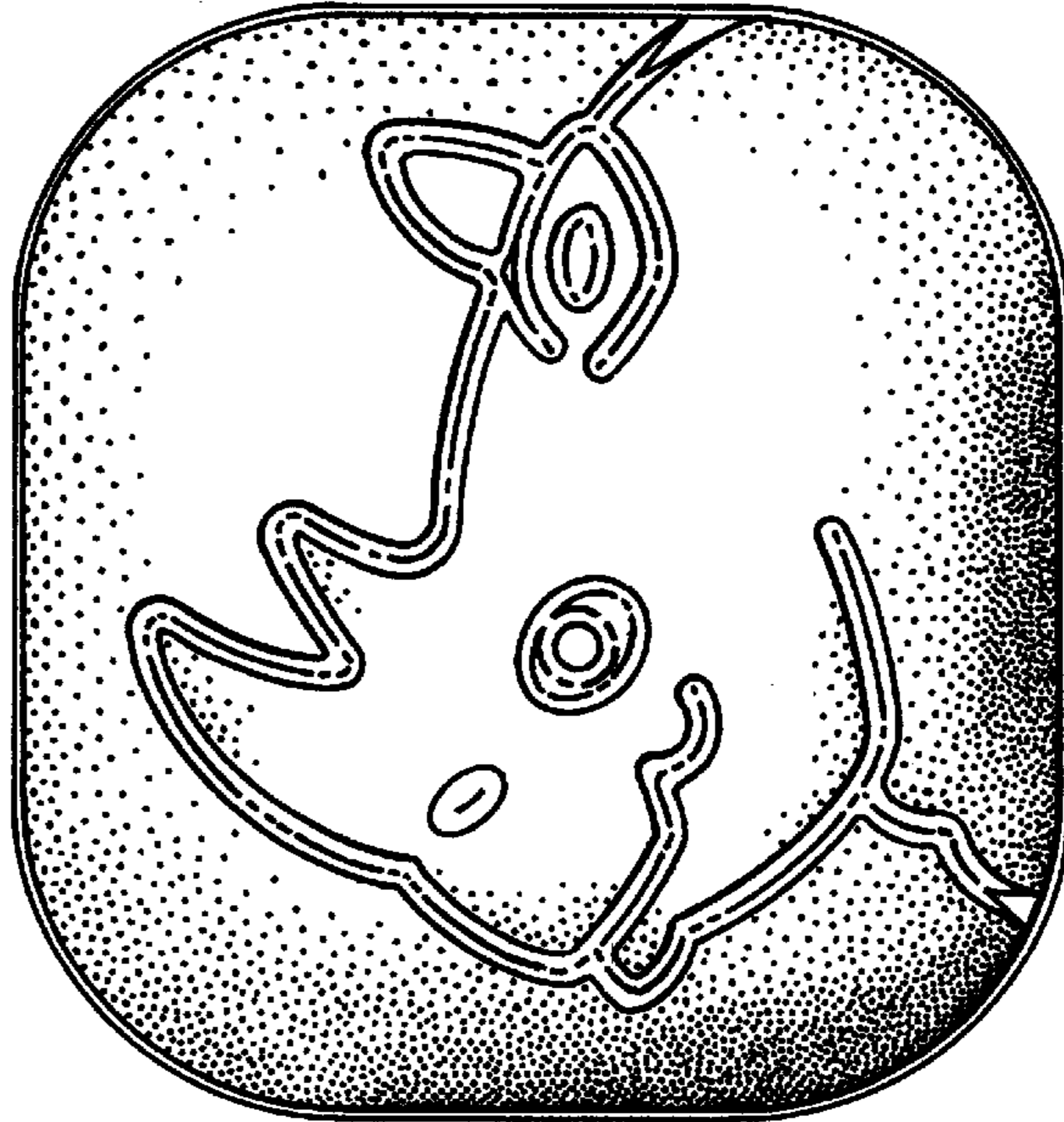


FIG. 3

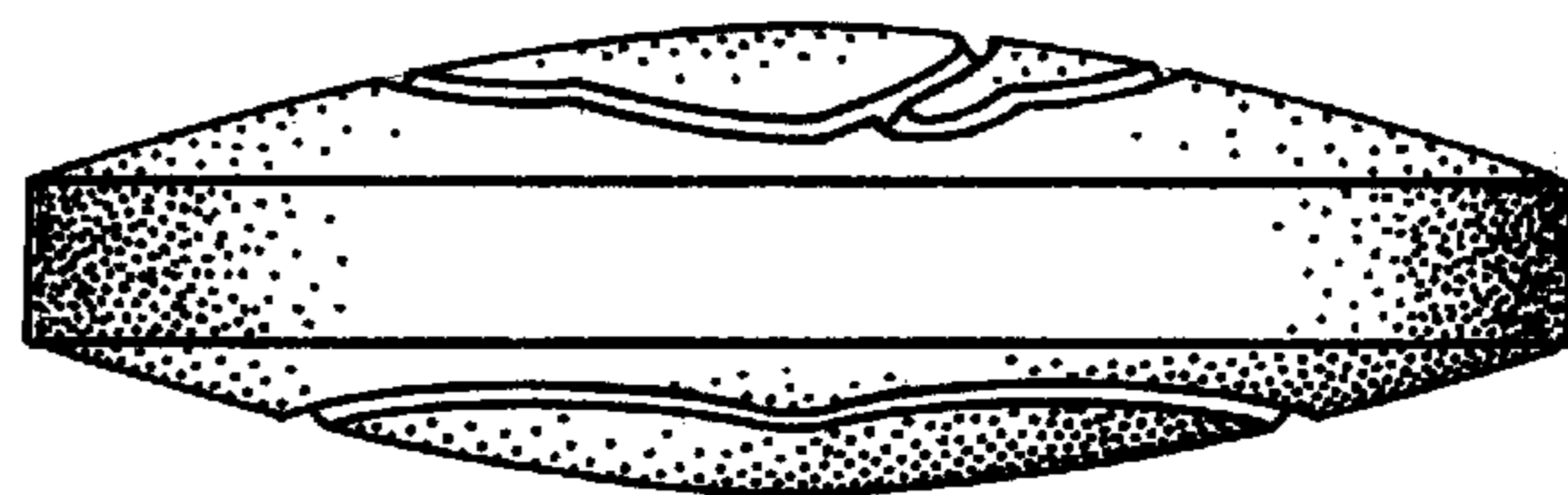


FIG. 4

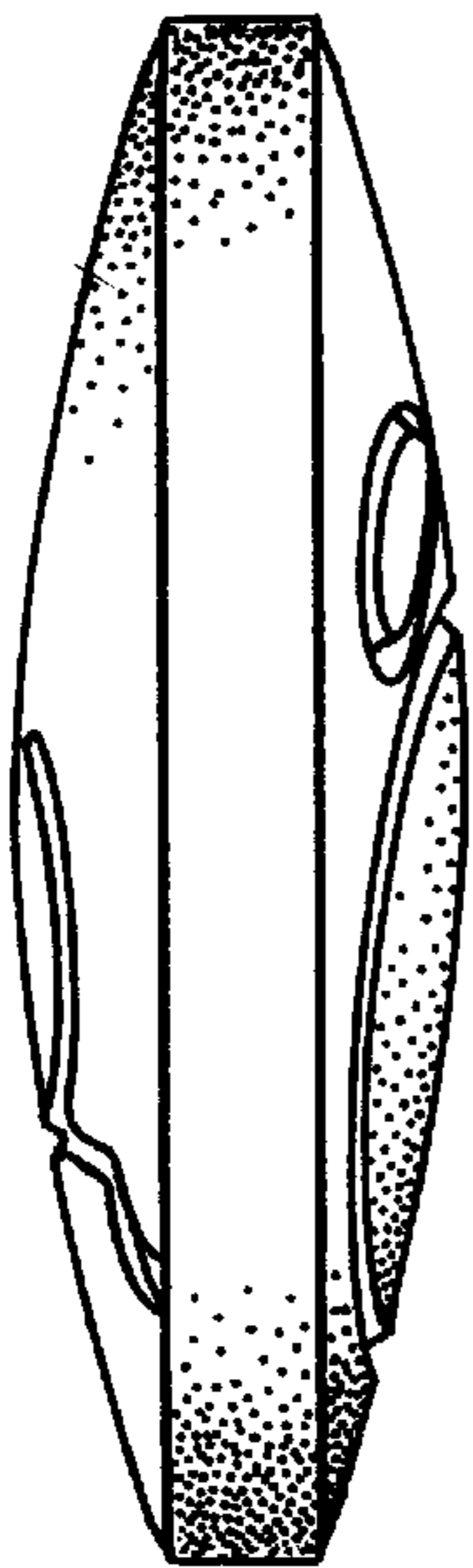


FIG. 5

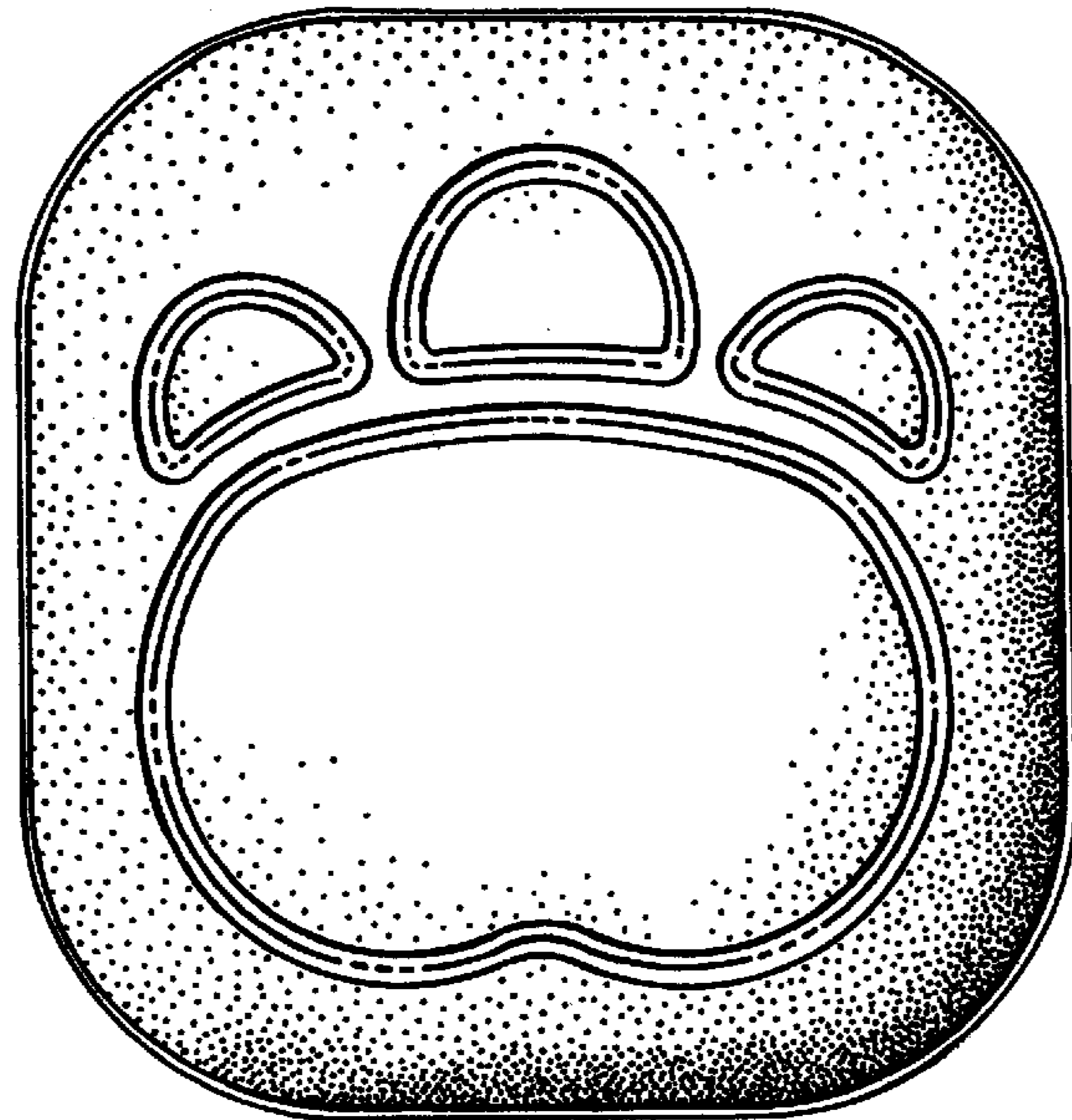


FIG. 6

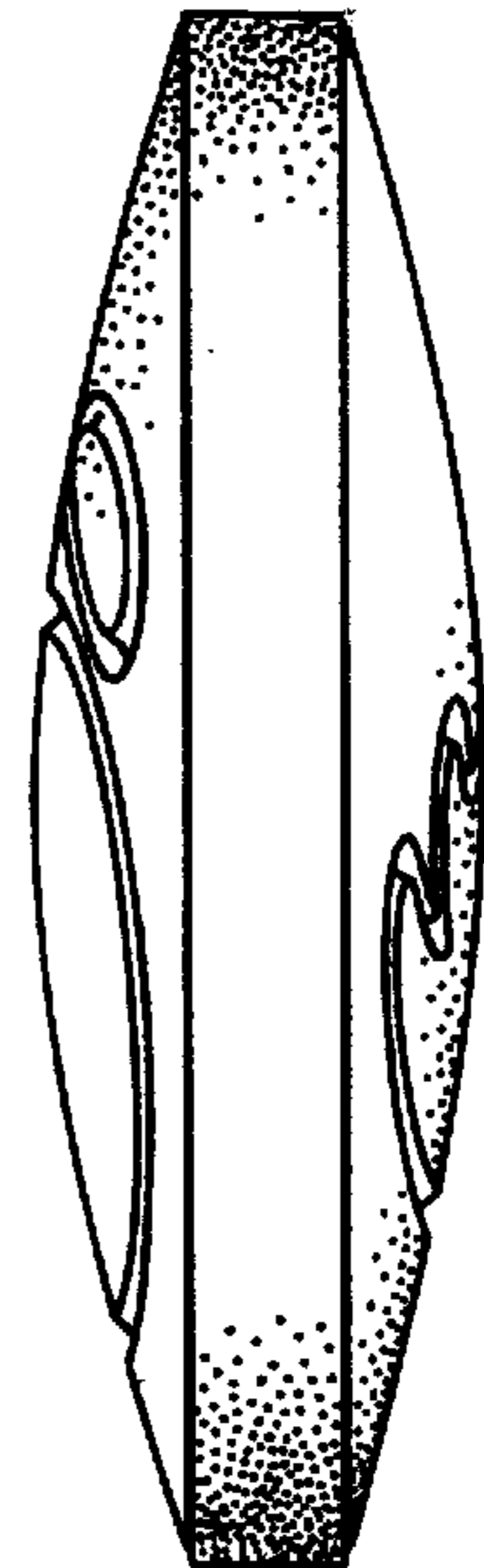


FIG. 7