



US00D435285S

United States Patent [19] Rapala

[11] Patent Number: Des. 435,285

[45] Date of Patent: ** Dec. 19, 2000

[54] FISHING LURE

[75] Inventor: Jarmo Rapala, Lahti, Finland

[73] Assignee: Normark Corp., Minnetonka, Minn.

[**] Term: 14 Years

[21] Appl. No.: 29/110,130

[22] Filed: Aug. 31, 1999

[51] LOC (7) Cl. 22-05

[52] U.S. Cl. D22/133

[58] Field of Search D22/126, 129,
D22/130, 131, 132, 133; 43/42.35, 42.39,
42.45

[56] References Cited

U.S. PATENT DOCUMENTS

D. 53,610	7/1919	Reynolds	D22/126
D. 147,101	7/1947	Adams et al.	.	
D. 151,002	9/1948	Raschke	.	
D. 189,091	10/1960	Bates, Jr.	D22/126
D. 221,280	7/1971	Turbeville et al.	.	
D. 226,082	1/1973	Foster	D22/133
D. 234,139	1/1975	McLaughlin	.	
D. 251,010	2/1979	Edmondson	D22/133
D. 254,026	1/1980	Parker	D22/133
D. 276,255	11/1984	Scriver	D22/126
1,250,913	12/1917	McCormic	D22/126
1,334,249	3/1920	Lane	.	
1,359,618	11/1920	Oliver et al.	.	
1,495,832	5/1924	Aiken	.	
2,134,330	10/1938	Fink	.	
2,360,563	10/1944	Harman	.	
2,495,134	1/1950	Roberts	.	
2,515,018	7/1950	Parnell, Sr.	.	
2,520,444	8/1950	Smith	.	
2,523,536	9/1950	Maddux	.	
2,578,786	12/1951	Davis	.	
2,766,544	10/1956	Silverthorne	.	
2,788,604	4/1957	Sleight	D22/126
2,795,075	6/1957	Christian	.	
3,162,971	12/1964	Gilliam	.	

3,412,500	11/1968	Lahtinen	.	
3,946,513	3/1976	Seliga	43/42.5
3,973,349	8/1976	England	43/42.03
4,074,455	2/1978	Williams, Jr.	43/42.06
4,638,584	1/1987	Lindsay	43/17.6
4,733,491	3/1988	Wilson et al.	43/42.45
5,167,088	12/1992	Wardall	43/42.03
5,369,906	12/1994	Anterni	43/42.09

OTHER PUBLICATIONS

“Bass Pro Shops 1996 Catalog”, D. “Pro Qualifier S.T.D. Series” lures, p. 172, Jul. 1996.

“Bass Pro Shops 1996 Catalog”, “Shad Rap”, center of p. 176, Jul. 1996.

“Cabela’s—Master Catalog Spring 2000—Edition II”, “Rapala” lures, upper left of p. 130, Apr. 2000.

Primary Examiner—Louis S. Zarfes

Assistant Examiner—Inga-Maria Hyttinen

Attorney, Agent, or Firm—Dorsey & Whitney LLP

[57] CLAIM

The ornamental design for a fishing lure, substantially as shown and described.

DESCRIPTION

FIG. 1 is an isometric view of a fishing lure showing my new design, it being understood that the broken lines are for illustrative purposes only and form no part of the claimed design;

FIG. 2 is a top plan view thereof.

FIG. 3 is an elevational view of one side of the embodiment depicted in FIG. 1.

FIG. 4 is an elevational view of the other side of the embodiment depicted in FIG. 1.

FIG. 5 is a bottom plan view of the embodiment depicted in FIG. 1.

FIG. 6 is an elevational front view of the embodiment depicted in FIG. 1; and,

FIG. 7 is an elevational rear view thereof.

1 Claim, 3 Drawing Sheets

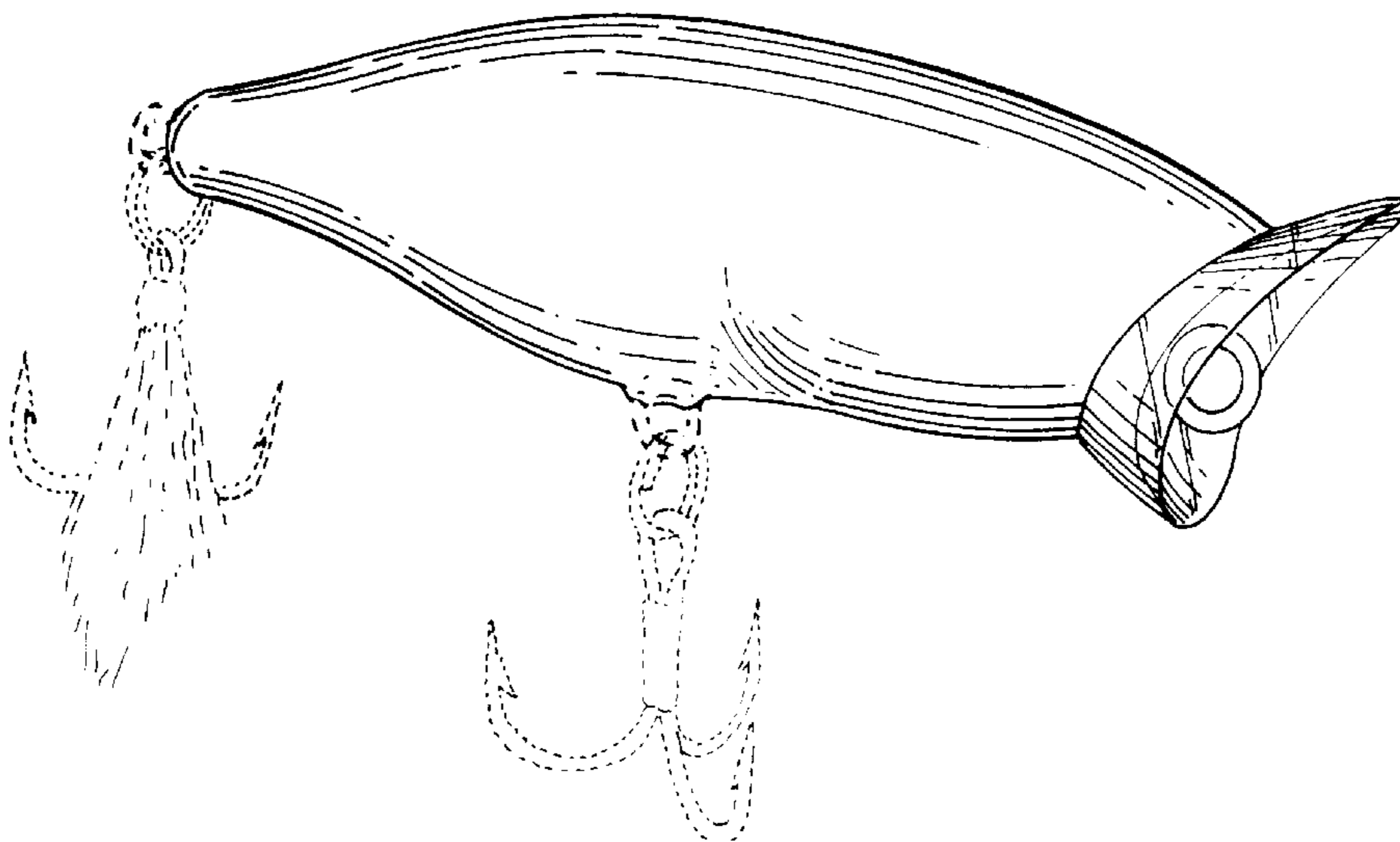


Fig. 1

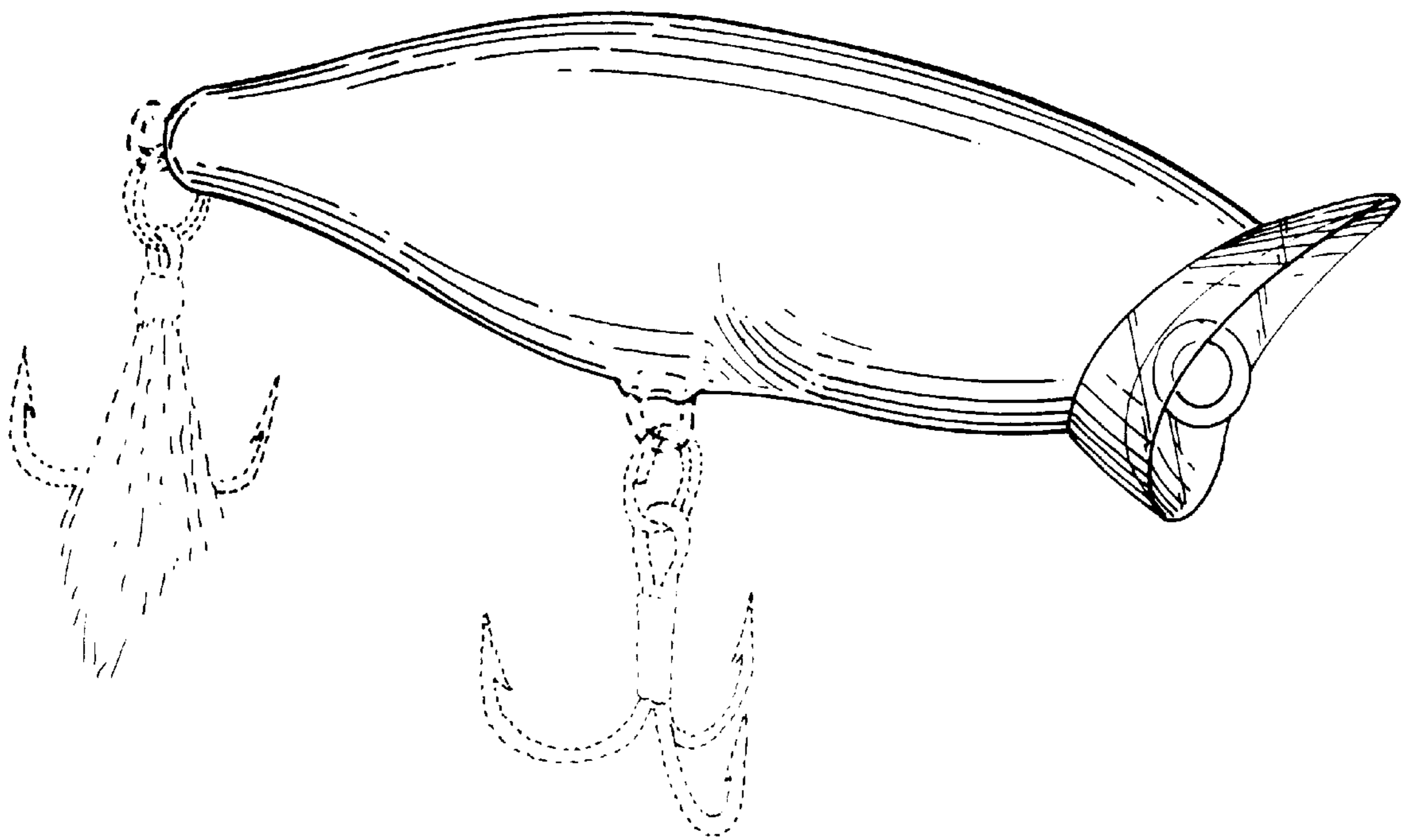


Fig. 2




Fig. 3

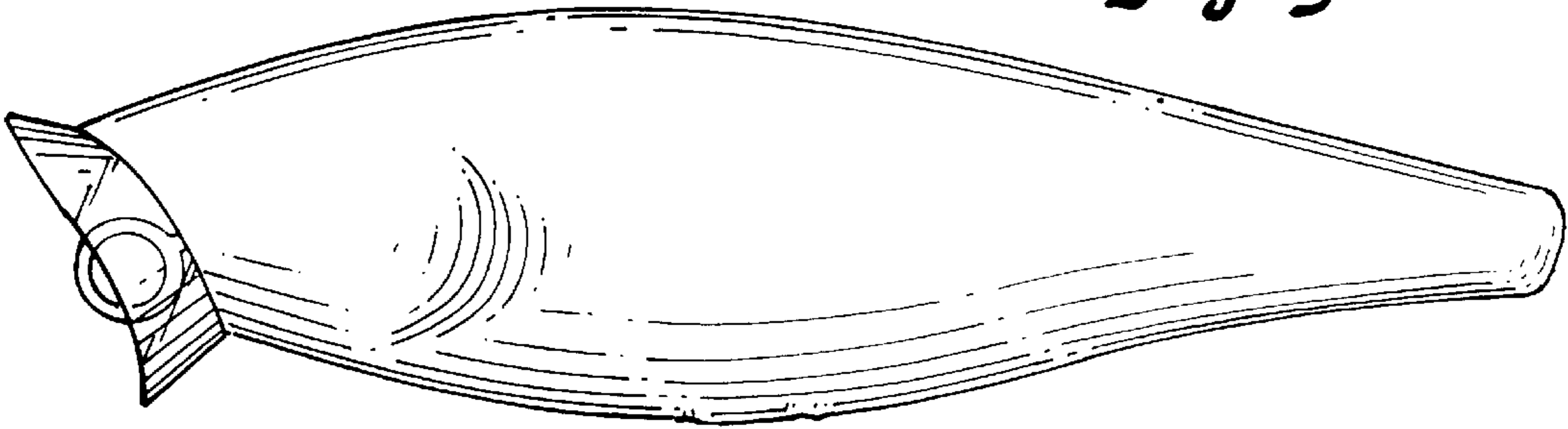


Fig. 4

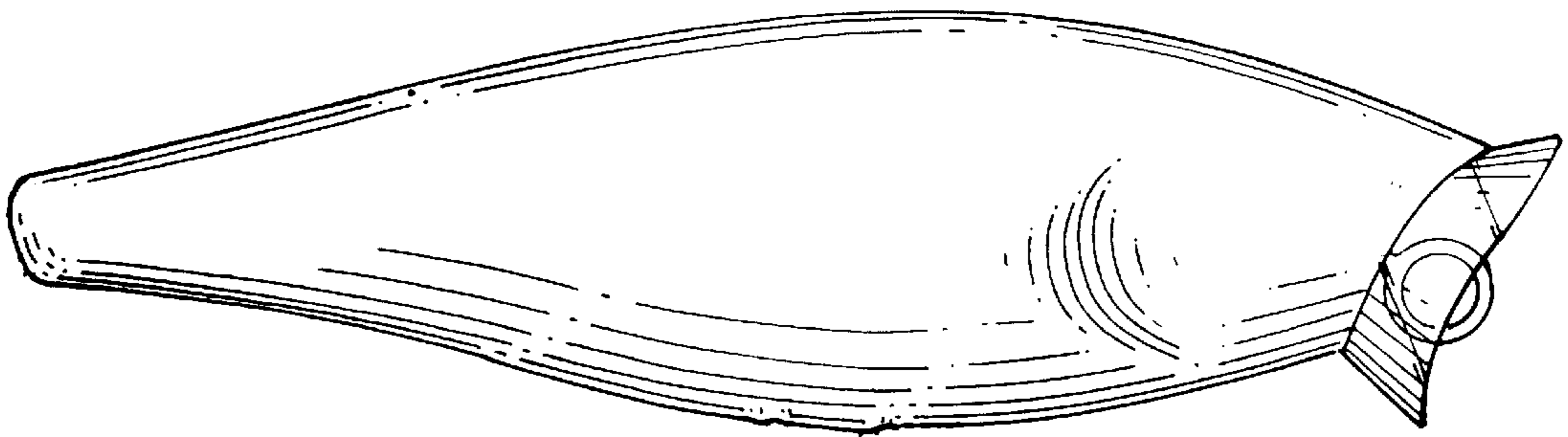


Fig. 5




Fig. 6

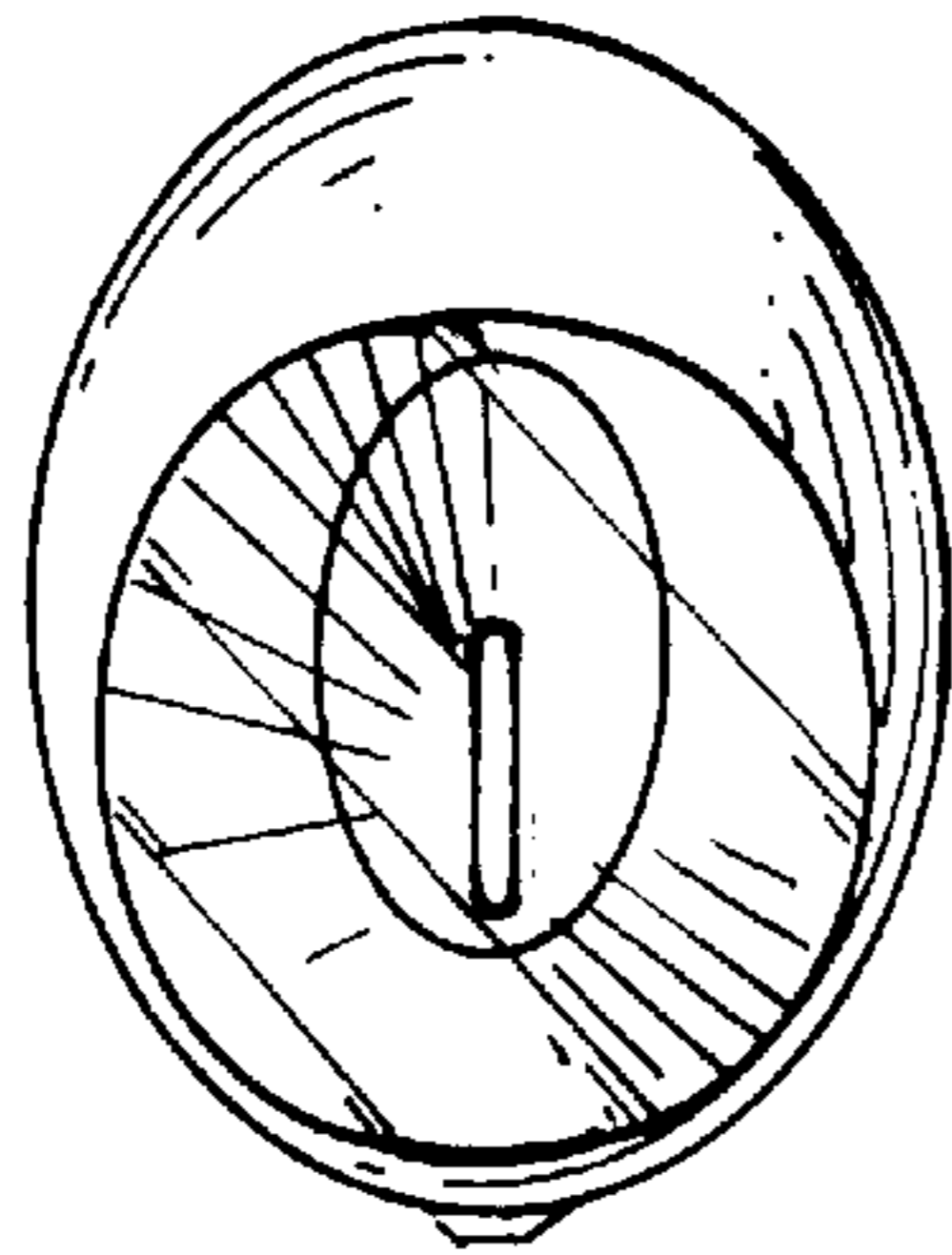


Fig. 7

