



US00D435281S

United States Patent [19]
Ling, Jr.

[11] **Patent Number: Des. 435,281**

[45] **Date of Patent: ** Dec. 19, 2000**

[54] **FRONT SIGHT FOR REVOLVERS**

[75] **Inventor: Albert George Ling, Jr., Keller, Tex.**

[73] **Assignee: Innovative Weaponry, Inc, Fort Worth, Tex.**

[**] **Term: 14 Years**

[21] **Appl. No.: 29/119,487**

[22] **Filed: Feb. 28, 2000**

[51] **LOC (7) Cl. 22-01**

[52] **U.S. Cl. D22/109; D22/100; D22/108; D22/110; D22/199**

[58] **Field of Search D22/100, 108, D22/109, 110, 199; 33/241, 242, 243, 245, 246, 247, 248, 249, 250, 251, 252, 260, 261; 42/100, 101, 102**

[56] **References Cited**

U.S. PATENT DOCUMENTS

D. 401,993 12/1998 Kay D22/109

2,610,405	9/1952	Dickinson	33/243
3,192,632	7/1965	Von Stavenhagen	33/242
5,016,381	5/1991	Ferraro	42/100
5,016,382	5/1991	Pickle	42/100
5,802,757	9/1998	Duval et al.	42/100

Primary Examiner—Louis S. Zarfaz
Assistant Examiner—Monica A. Weingart

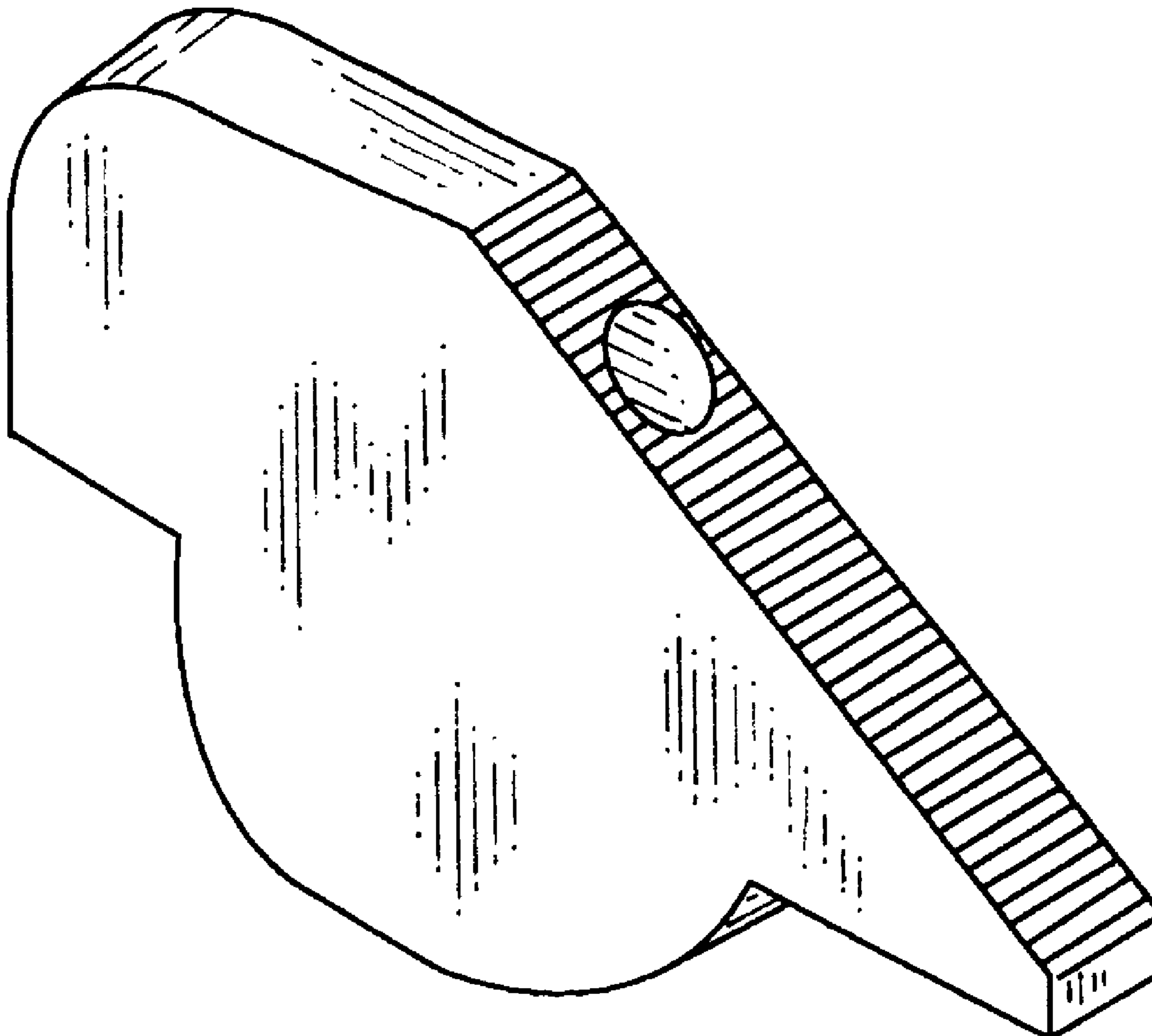
[57] **CLAIM**

I claim the ornamental design for a front sight for revolvers, as shown.

DESCRIPTION

FIG. 1 is a view in rear perspective, showing the design for a front sight for revolvers.
FIG. 2 is a view in front elevation thereof.
FIG. 3 is a view in right side elevation thereof.
FIG. 4 is a bottom view thereof.
FIG. 5 is a view in rear elevation thereof.
FIG. 6 is a top view thereof; and,
FIG. 7 is a view in left side elevation thereof.

1 Claim, 1 Drawing Sheet



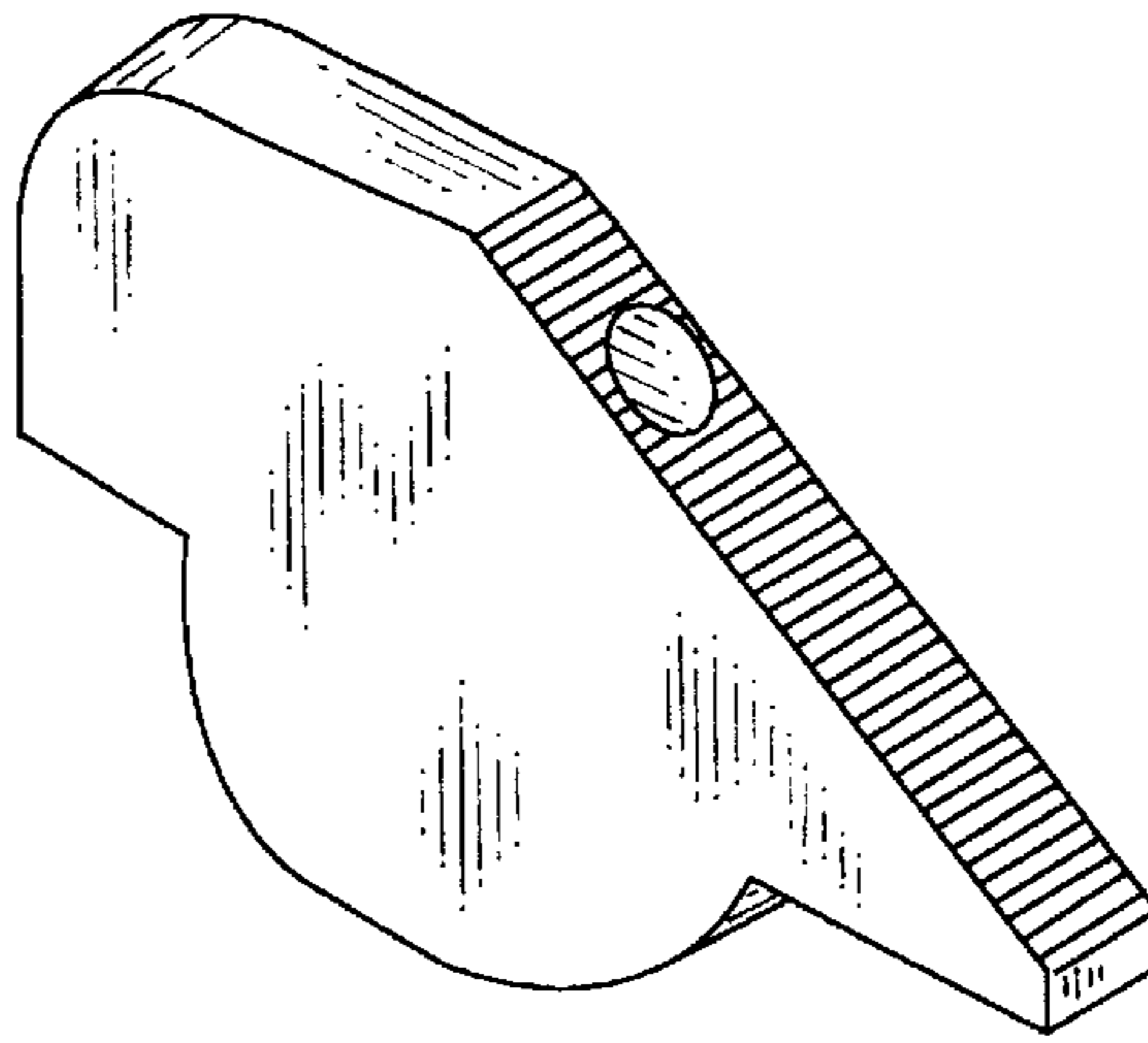


FIG. 1

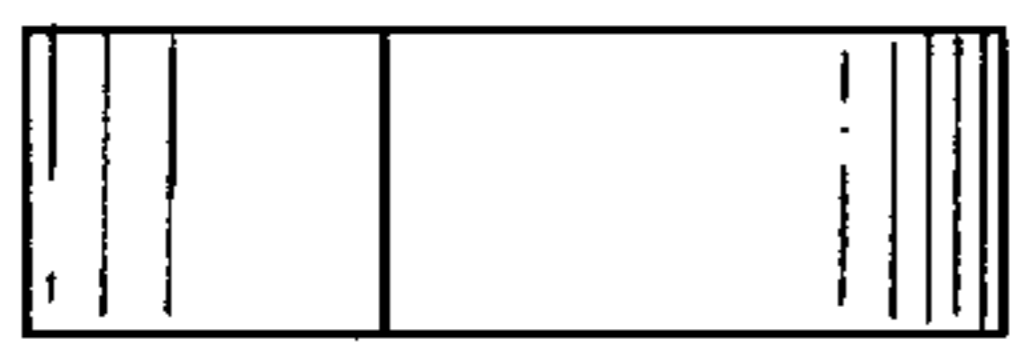


FIG. 2

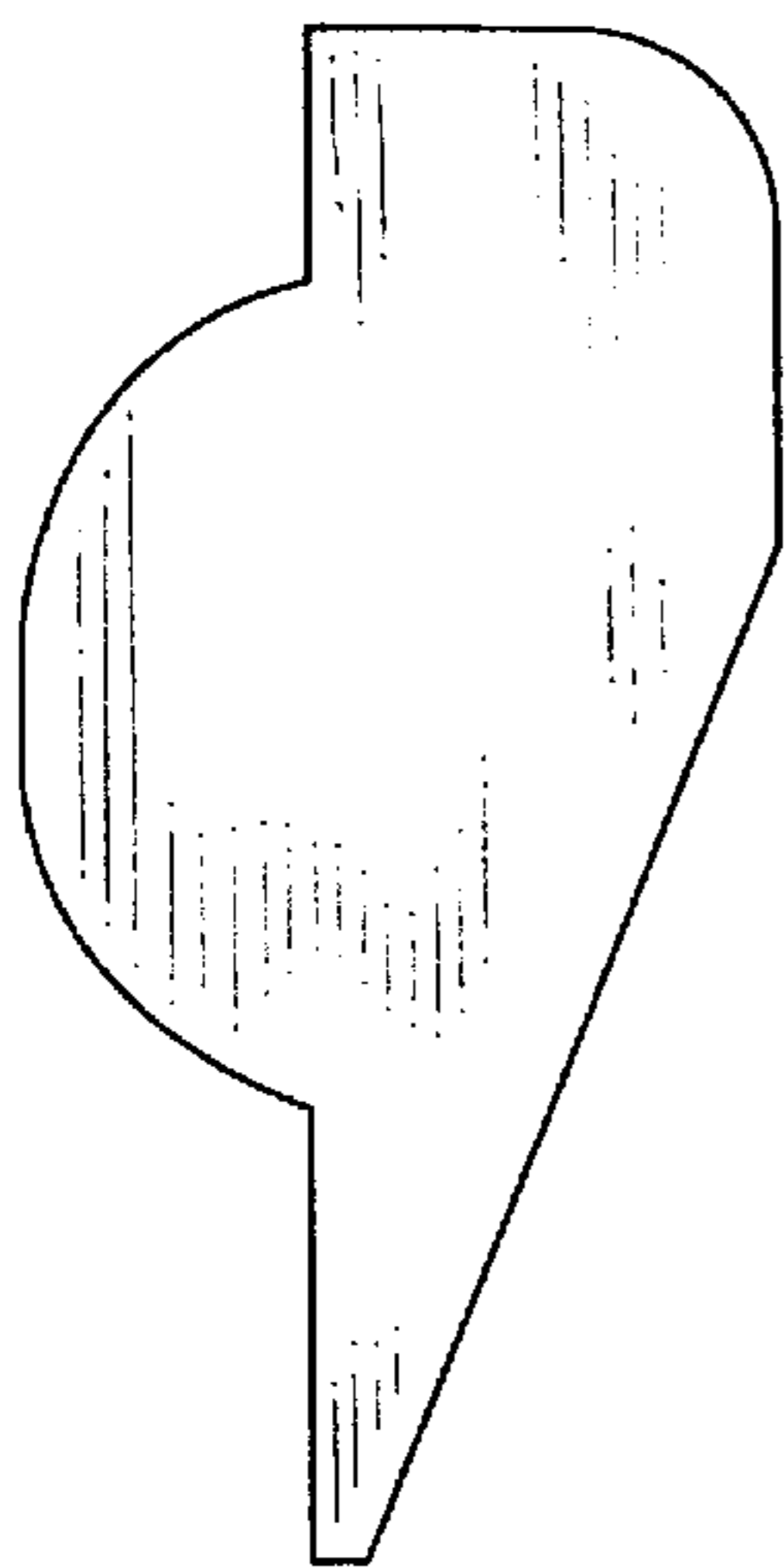


FIG. 7

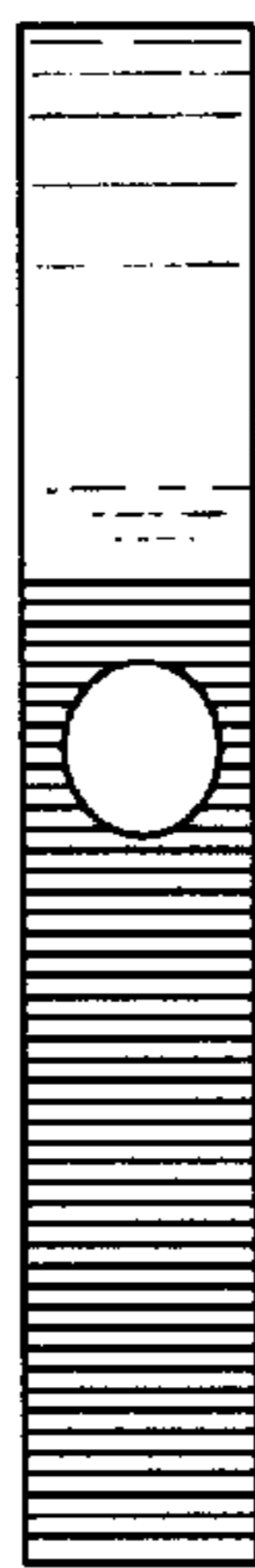


FIG. 6




FIG. 3




FIG. 4




FIG. 5