



US00D435268S

United States Patent [19] Browning

[11] **Patent Number: Des. 435,268**

[45] **Date of Patent: ** Dec. 19, 2000**

[54] **BOOK WITH ATTACHMENT MEANS**

[76] Inventor: **David Browning**, 17 Treveneth Crescent, Newlyn, Penzance, Cornwall TR18 5NG, United Kingdom

[**] Term: **14 Years**

[21] Appl. No.: **29/105,461**

[22] Filed: **May 26, 1999**

[30] **Foreign Application Priority Data**

Nov. 26, 1998 [GB] United Kingdom 2079417

[51] **LOC (7) Cl.** **19-04**

[52] **U.S. Cl.** **D19/26; D3/208**

[58] **Field of Search** D3/207, 208; D19/26, D19/27, 32, 33; 281/3.1, 15.1, 16, 21.1, 29, 45, 51; 224/576, 578, 219, 221

[56] **References Cited**

U.S. PATENT DOCUMENTS

D. 30,132 2/1899 Hake D19/26

D. 398,773 9/1998 Huang D3/208
D. 411,656 6/1999 Wasylyk D3/208
D. 413,354 8/1999 Weber et al. D19/26
2,275,956 3/1942 Grace 281/38 X
2,572,703 10/1951 Dennis 281/51

Primary Examiner—Martie K. Holtje
Attorney, Agent, or Firm—Ostrager Chong Flaherty & Onofrio, P.C.


[57] **CLAIM**

The ornamental design for a book with attachment means, as shown and described.

DESCRIPTION

FIG. 1 is a front, left side and top perspective view of a preferred embodiment of the design of the invention; FIG. 2 is a top plan view thereof; FIG. 3 is a rear elevational view thereof; FIG. 4 is a left side elevational view thereof; FIG. 5 is a right side elevational view thereof; and, FIG. 6 is a bottom plan view thereof.

1 Claim, 2 Drawing Sheets



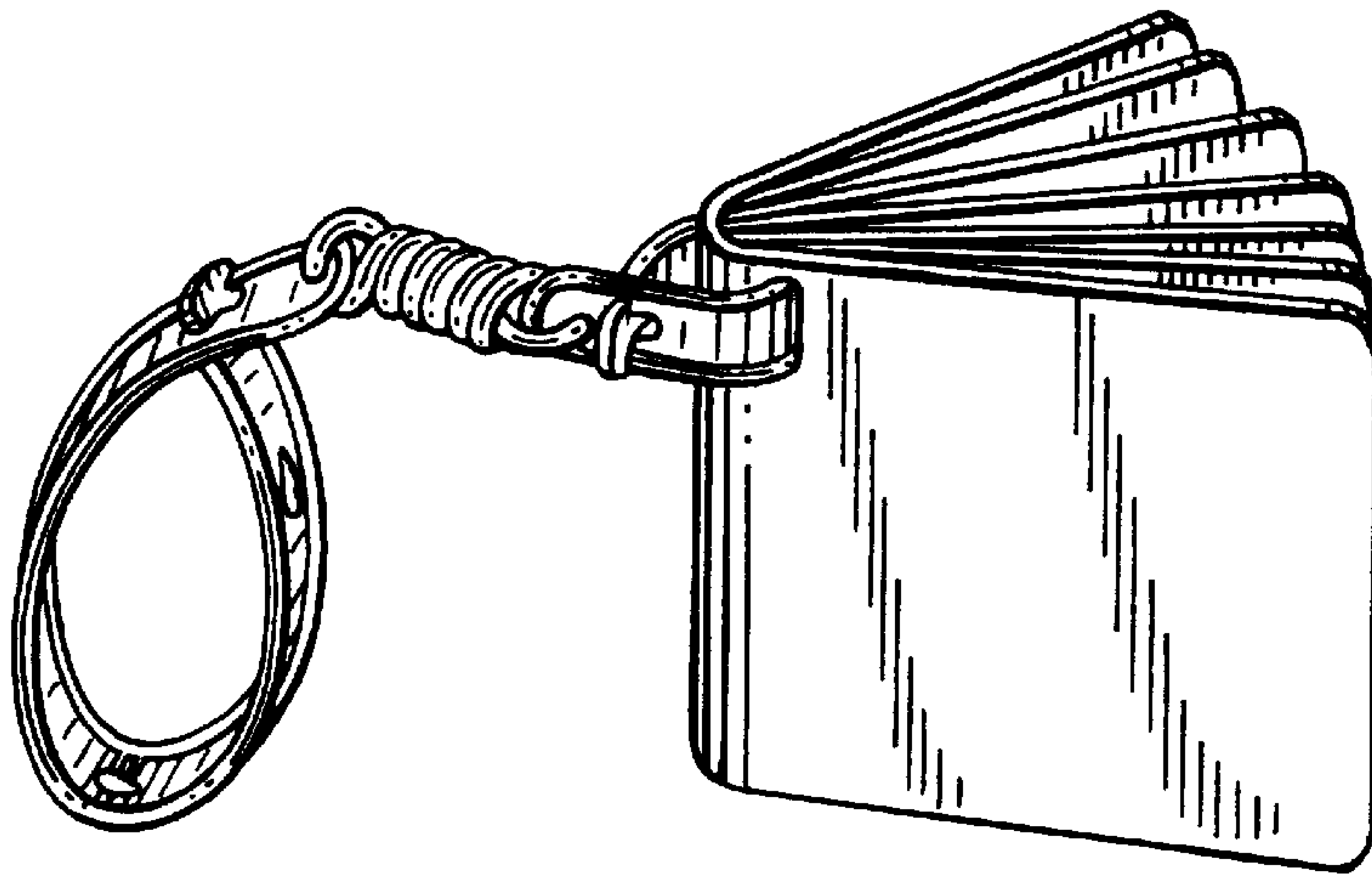


FIG. 1

FIG. 2

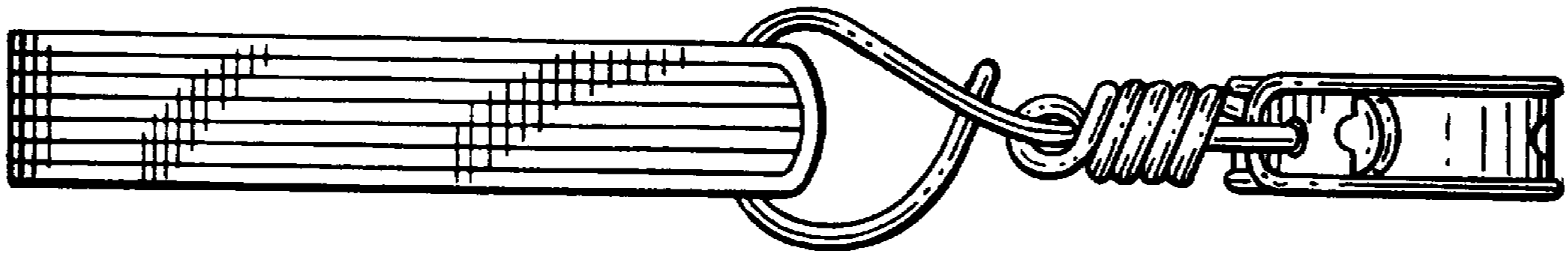


FIG. 3

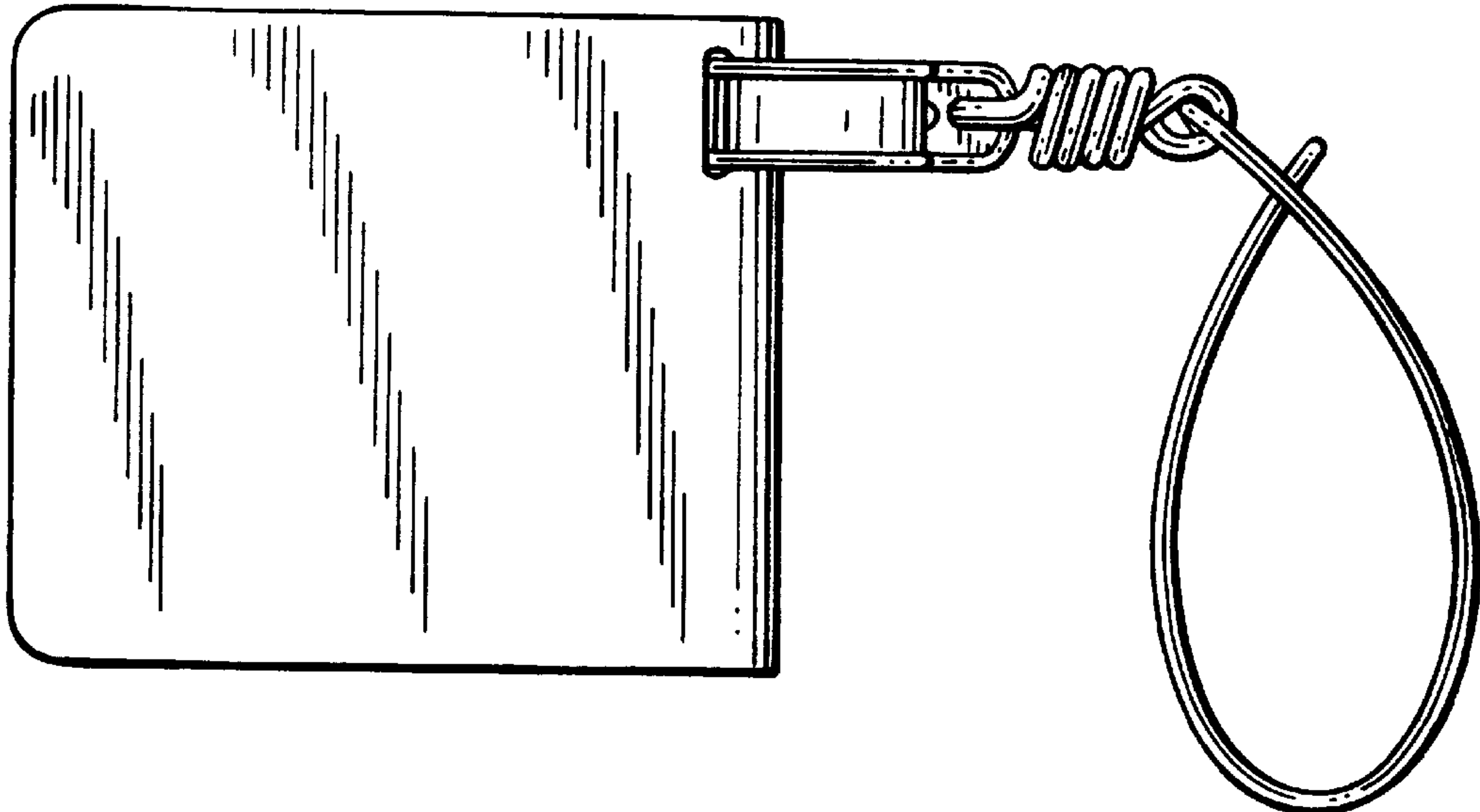


FIG. 4

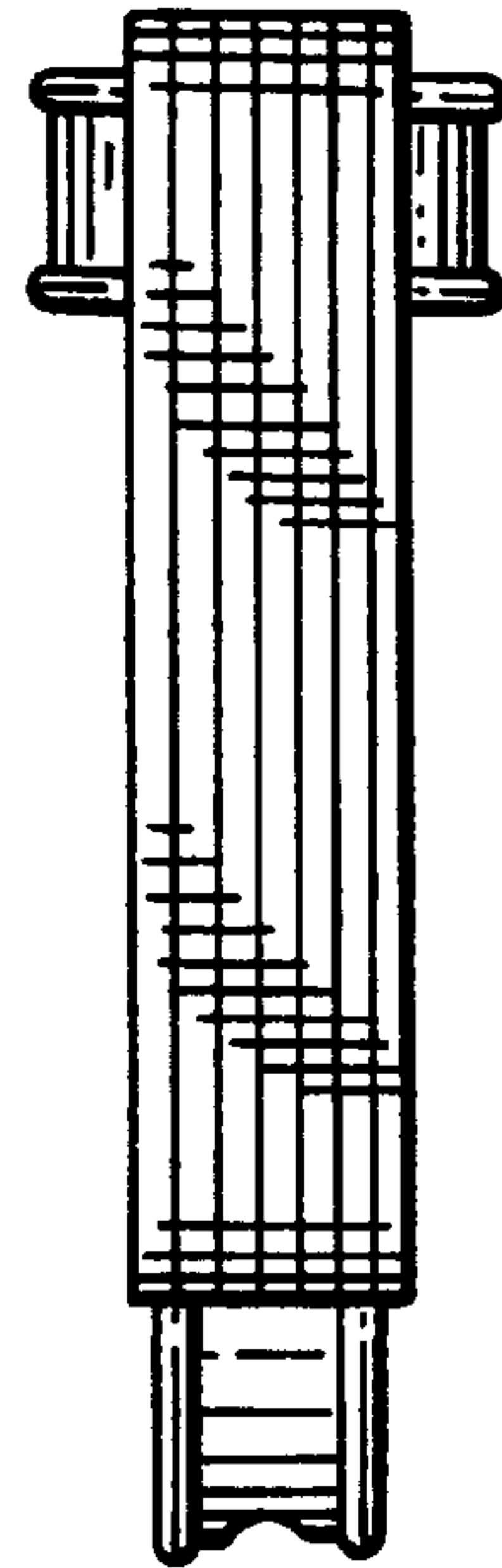
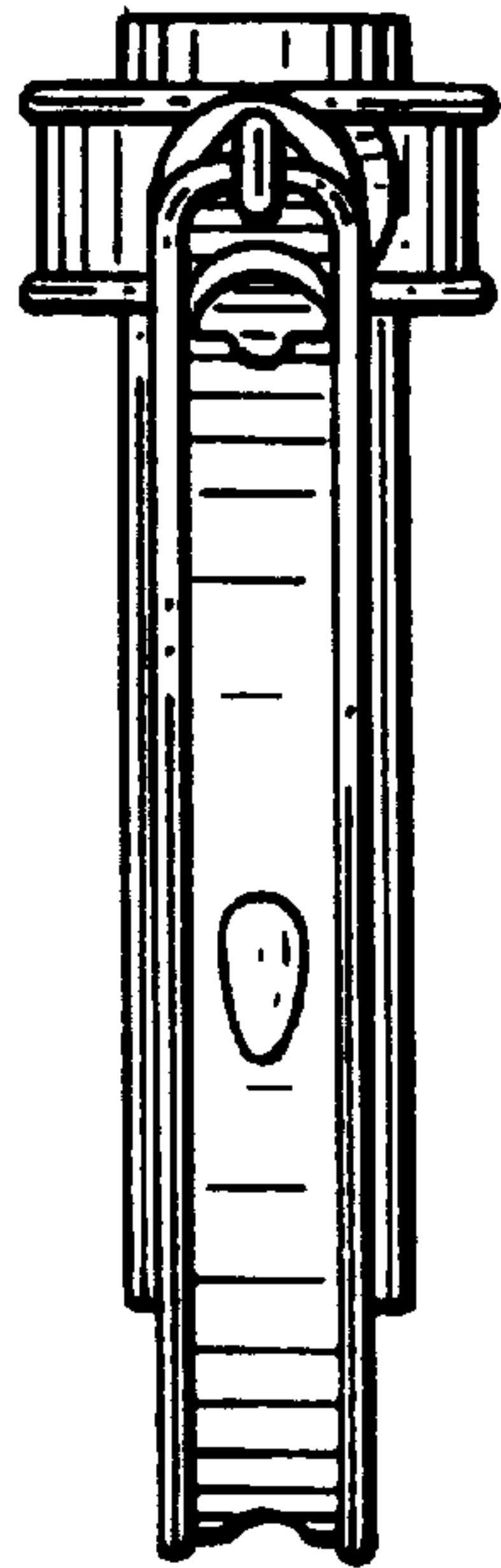


FIG. 5

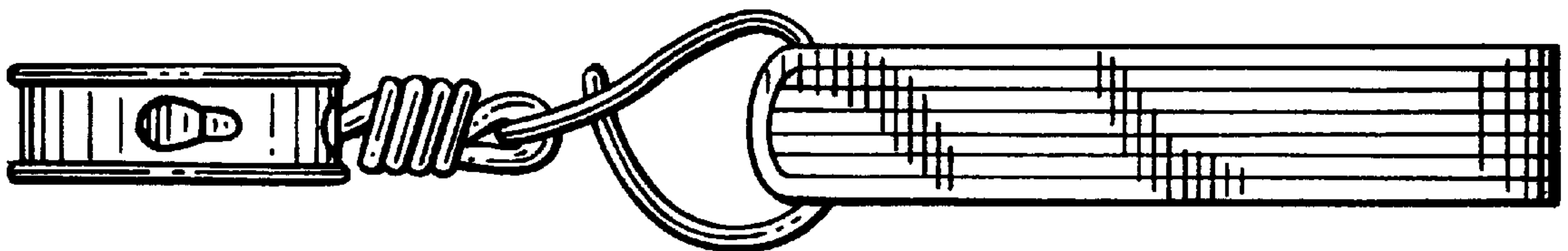


FIG. 6