



US00D435221S

United States Patent [19]

Nikaido et al.

[11] Patent Number: **Des. 435,221**

[45] Date of Patent: **** Dec. 19, 2000**

[54] **WATCH CASE**

[75] Inventors: **Takashi Nikaido; Toshio Nakai**, both of Ome, Japan

[73] Assignee: **Casio Keisanki Kabushiki Kaisha**, Tokyo, Japan

[**] Term: **14 Years**

[21] Appl. No.: **29/126,977**

[22] Filed: **Jul. 27, 2000**

[51] **LOC (7) Cl.** **10-02**

[52] **U.S. Cl.** **D10/30; D10/38**

[58] **Field of Search** D10/1-40, 122-132; 368/280-282, 276-277, 28-30, 285, 239-242, 243-249, 82-84, 41-44

[56] **References Cited**

U.S. PATENT DOCUMENTS

- D. 394,399 5/1998 Matsuda et al. D10/30
- D. 421,395 3/2000 Paredes D10/30

- D. 421,398 3/2000 Spandrio et al. D10/38
- D. 426,777 6/2000 Tomimatsu D10/30
- D. 426,780 6/2000 Goto et al. D10/30
- D. 427,082 6/2000 Kojima D10/30
- D. 427,917 7/2000 Hanagata D10/30

Primary Examiner—Nelson C. Holtje
Attorney, Agent, or Firm—Frishauf, Holtz, Goodman, Langer & Chick, P.C.

[57] **CLAIM**

The ornamental design for a watch case, as shown.

DESCRIPTION

FIG. 1 is a front elevational view of a watch case, showing our new design;
FIG. 2 is a right side elevational view thereof;
FIG. 3 is a left side elevational view thereof;
FIG. 4 is a top plan view thereof;
FIG. 5 is a bottom plan view thereof;
FIG. 6 is a rear elevational view thereof; and,
FIG. 7 is a front, bottom and right side perspective view thereof.

1 Claim, 3 Drawing Sheets




FIG. 1

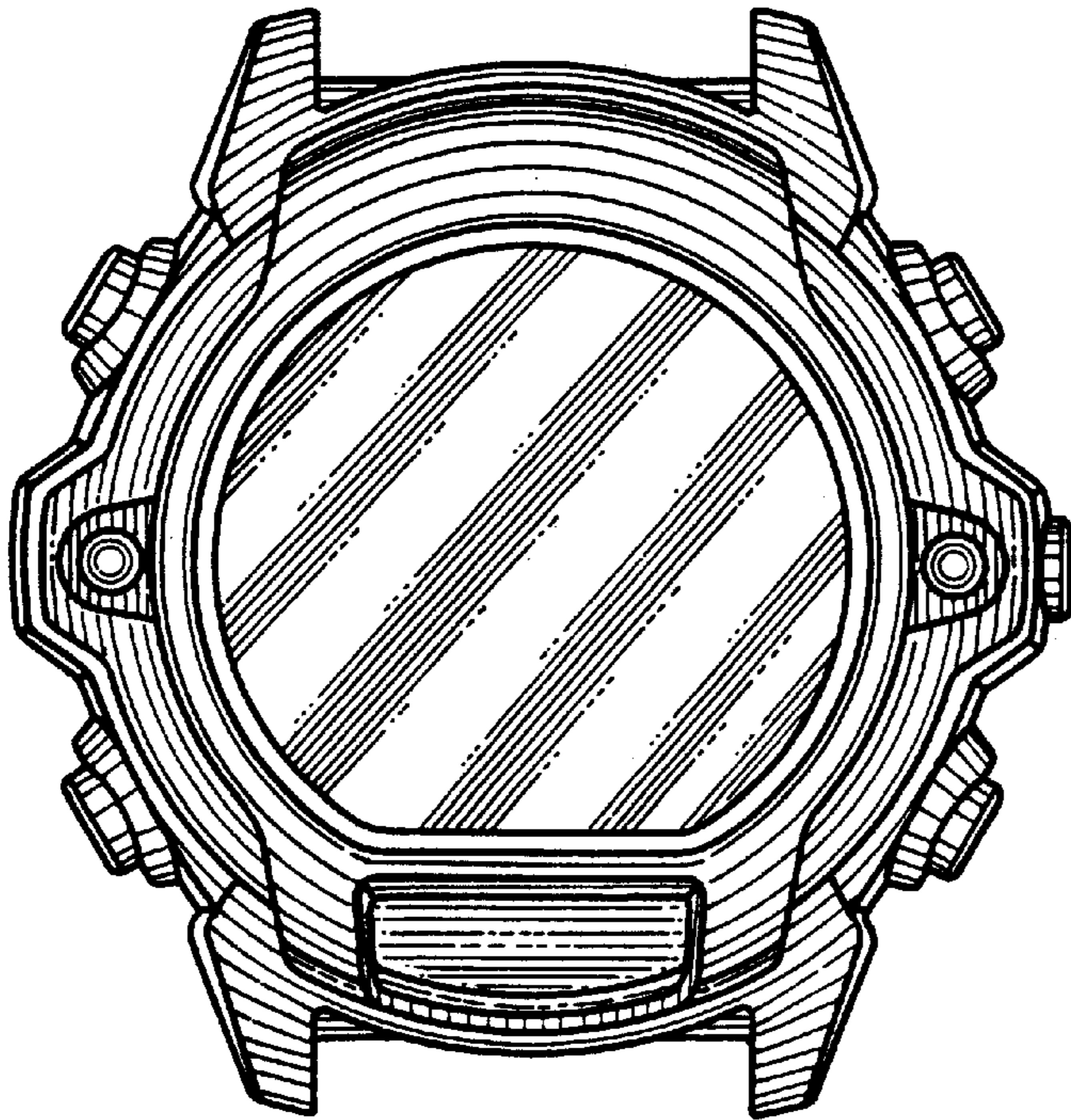


FIG. 2




FIG. 5




FIG. 4

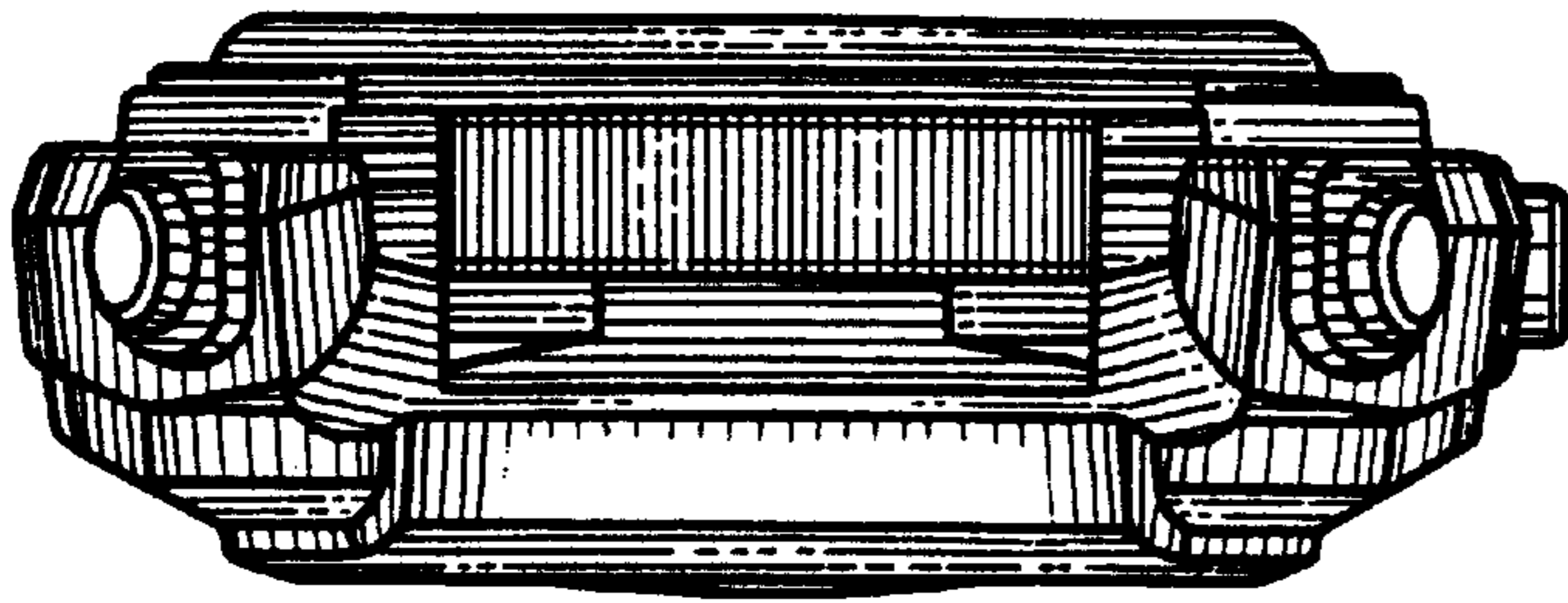


FIG. 6

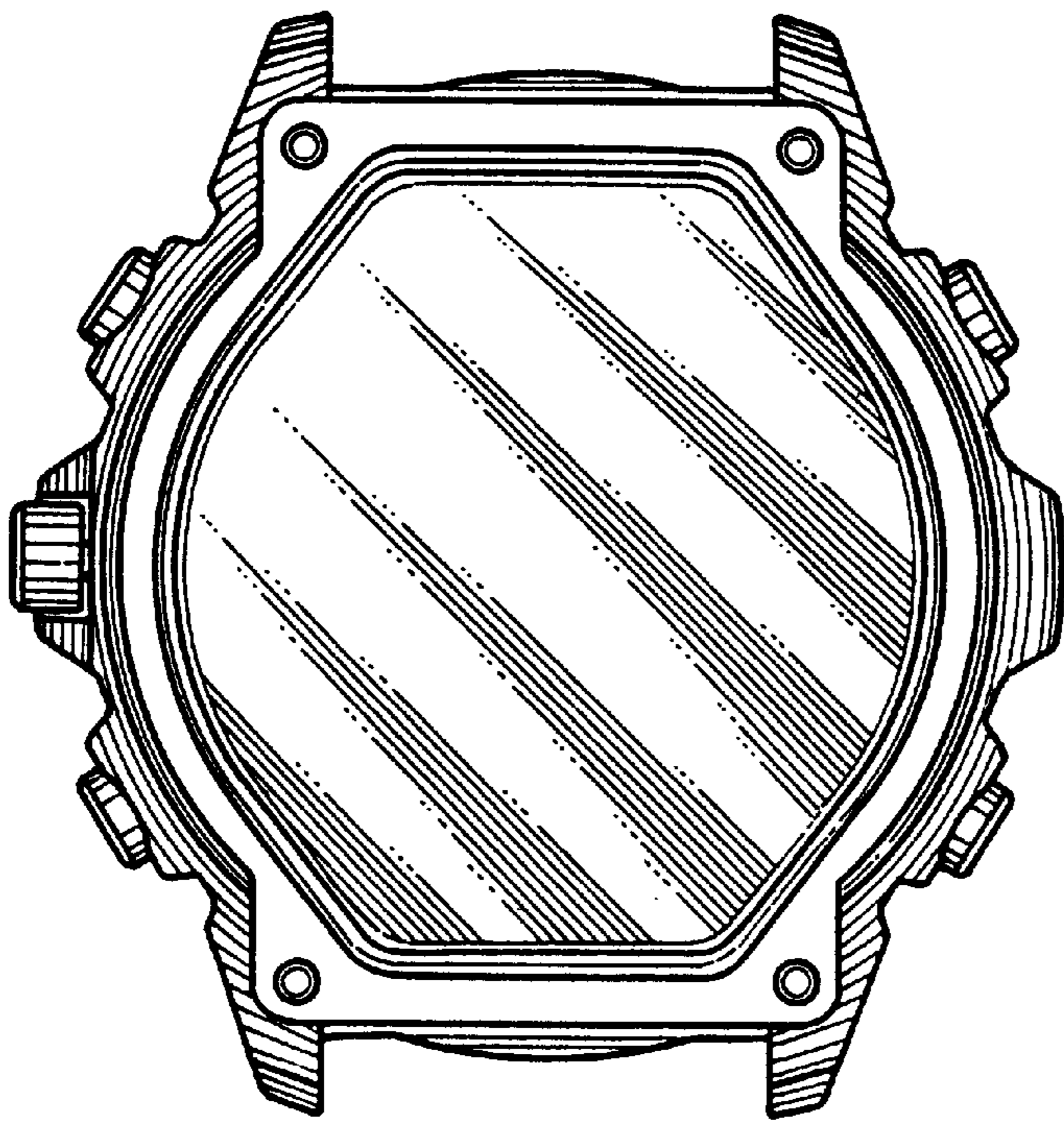


FIG. 3

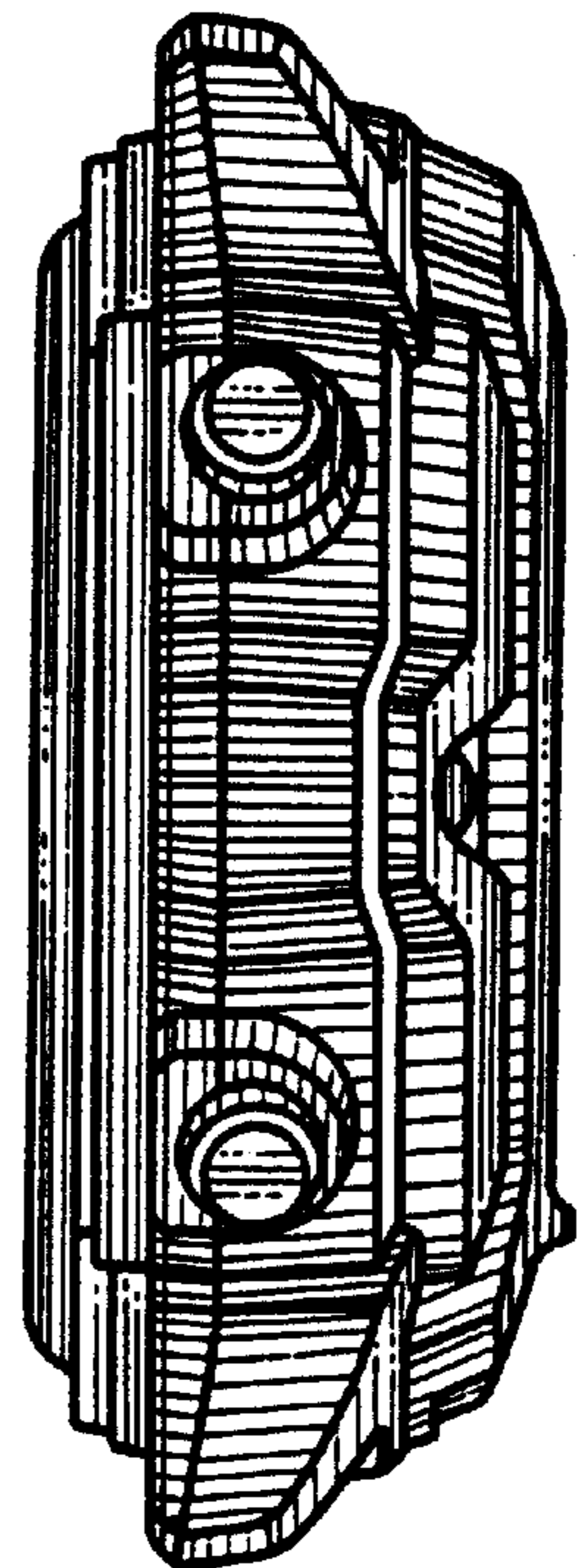


FIG. 7

