



US00D435214S

United States Patent [19] Humphrey

[11] **Patent Number: Des. 435,214**

[45] **Date of Patent: ** Dec. 19, 2000**

[54] **PACKAGE**

[75] Inventor: **Neill W. Humphrey**, El Dorado Hills, Calif.

[73] Assignee: **Trade Source International**, El Dorado Hills, Calif.

[**] Term: **14 Years**

[21] Appl. No.: **29/124,922**

[22] Filed: **Jun. 14, 2000**

Related U.S. Application Data

[62] Division of application No. 29/111,289, Sep. 23, 1999, which is a division of application No. 29/092,785, Aug. 27, 1998, Pat. No. Des. 416,485.

[51] **LOC (7) Cl.** **09-07**

[52] **U.S. Cl.** **D9/415; D9/418**

[58] **Field of Search** D9/415, 418, 414, D9/337, 341; 206/461-471, 495, 775-783, 756, 757, 765, 320

[56] **References Cited**

U.S. PATENT DOCUMENTS

D. 354,679 1/1995 Dunn D9/415

D. 394,384	5/1998	Humphrey	D9/418
D. 398,226	9/1998	Lai et al.	D9/418
D. 405,370	2/1999	Humphrey	D9/415 X
5,411,138	5/1995	Klawiter	206/775 X
5,622,258	4/1997	Baublitz et al.	206/779 X
5,890,593	4/1999	Humphrey	206/471

OTHER PUBLICATIONS

Techform Inc., Nov. 1982.

Modern Packaging , p. 300, Nov. 1982.

Primary Examiner—Prabhakar Deshmukh

Attorney, Agent, or Firm—Oppenheimer Wolff & Donnelly LLP

[57] **CLAIM**

The ornamental design for a package, as shown and described.

DESCRIPTION

FIG. 1 is a front perspective view of a package showing my new design;

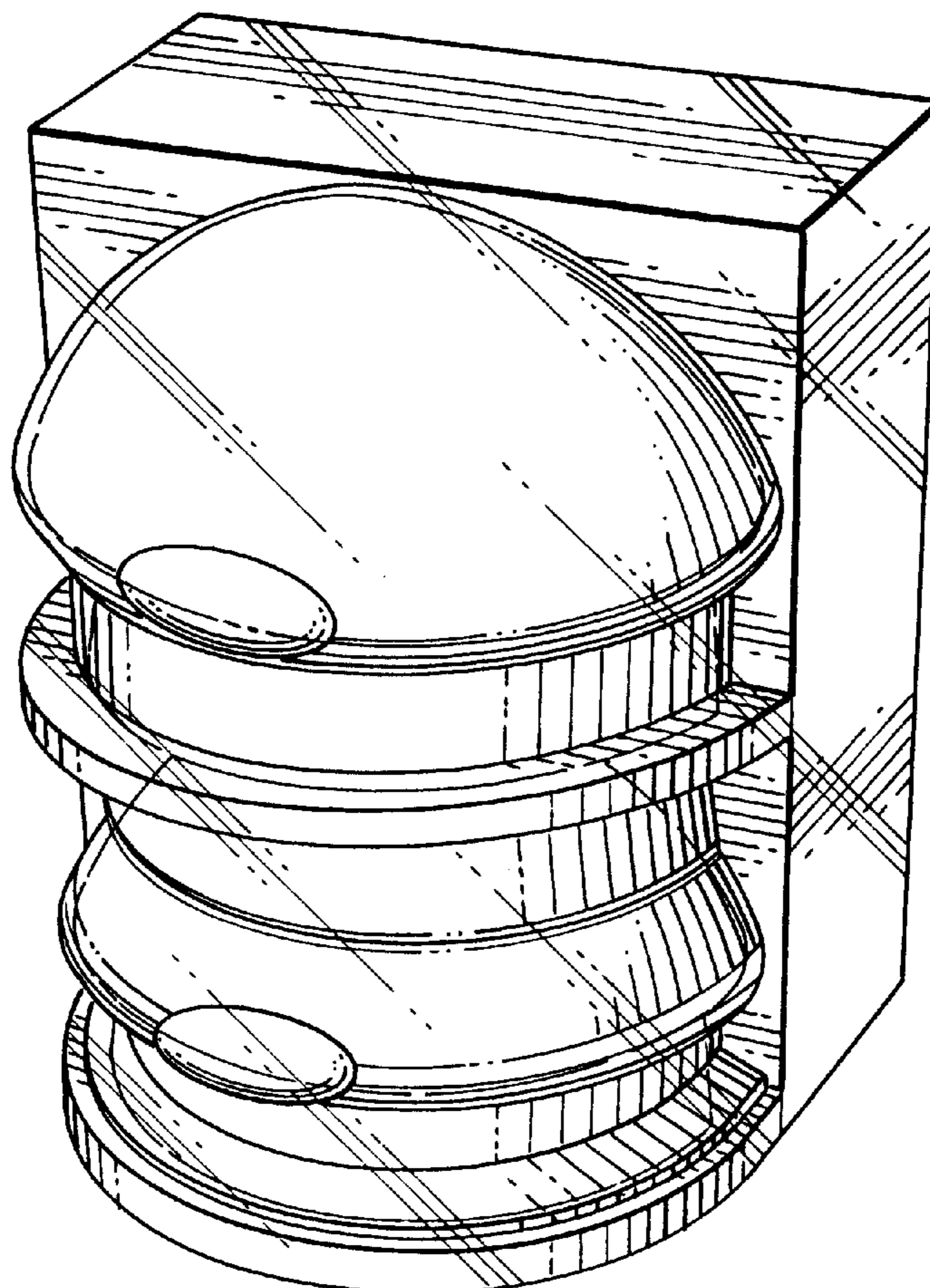
FIG. 2 is a front elevational view thereof;

FIG. 3 is a top plan view thereof; and,

FIG. 4 is a right side elevational view thereof; the left side elevational view being a mirror image thereof.

The bottom and rear are plain and unornamented.

1 Claim, 2 Drawing Sheets



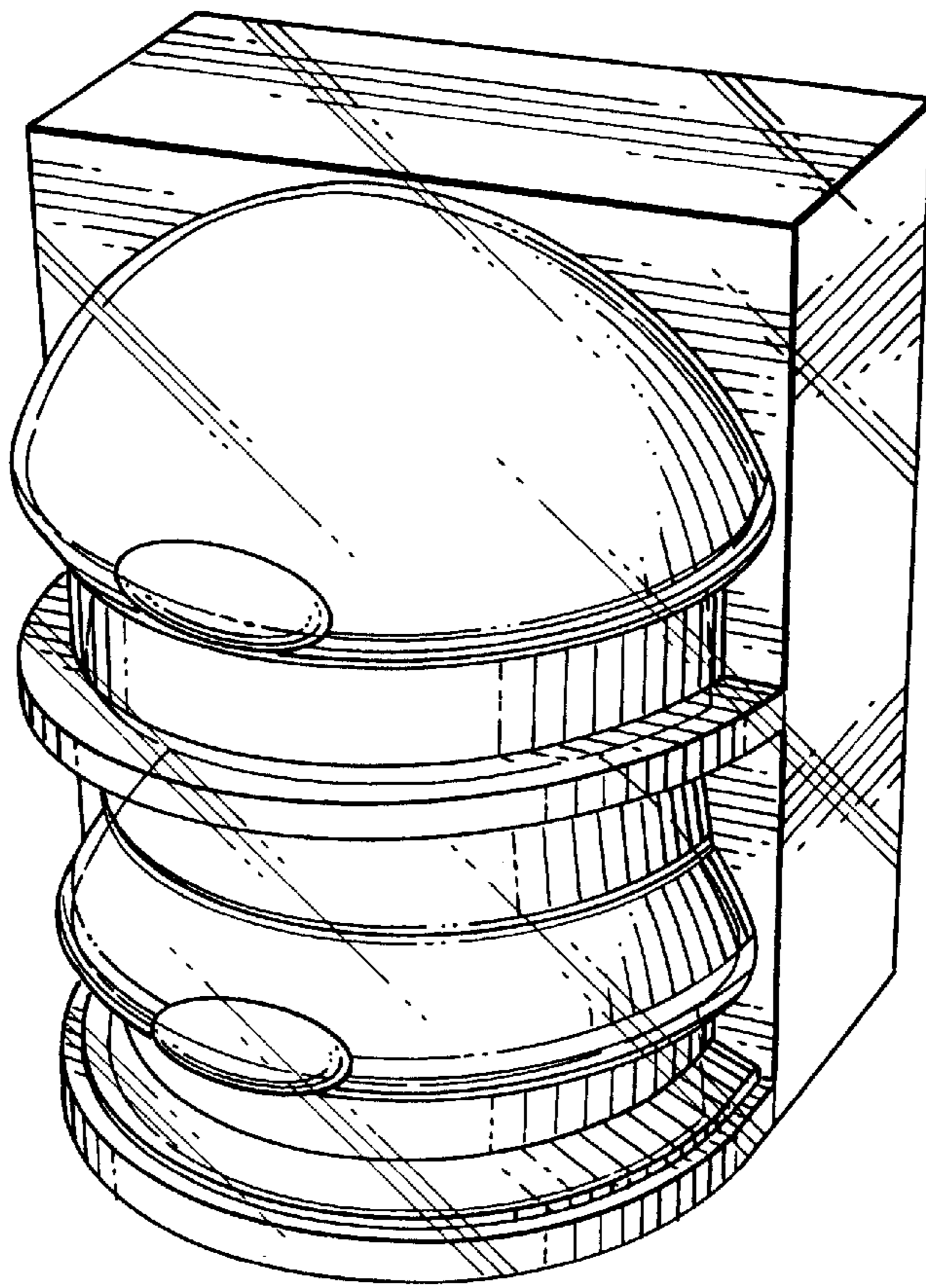


FIG. 1

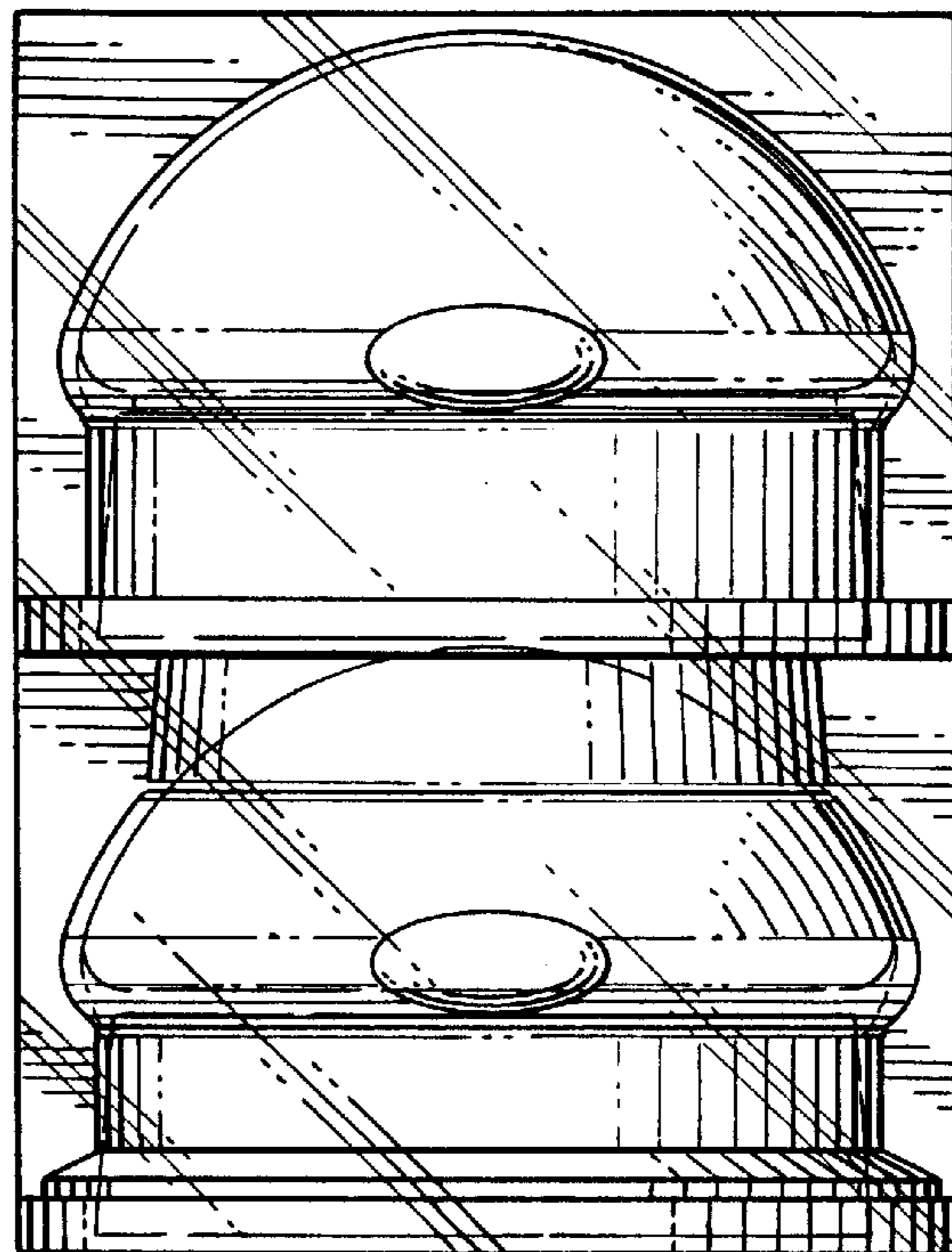


FIG. 2

FIG. 3

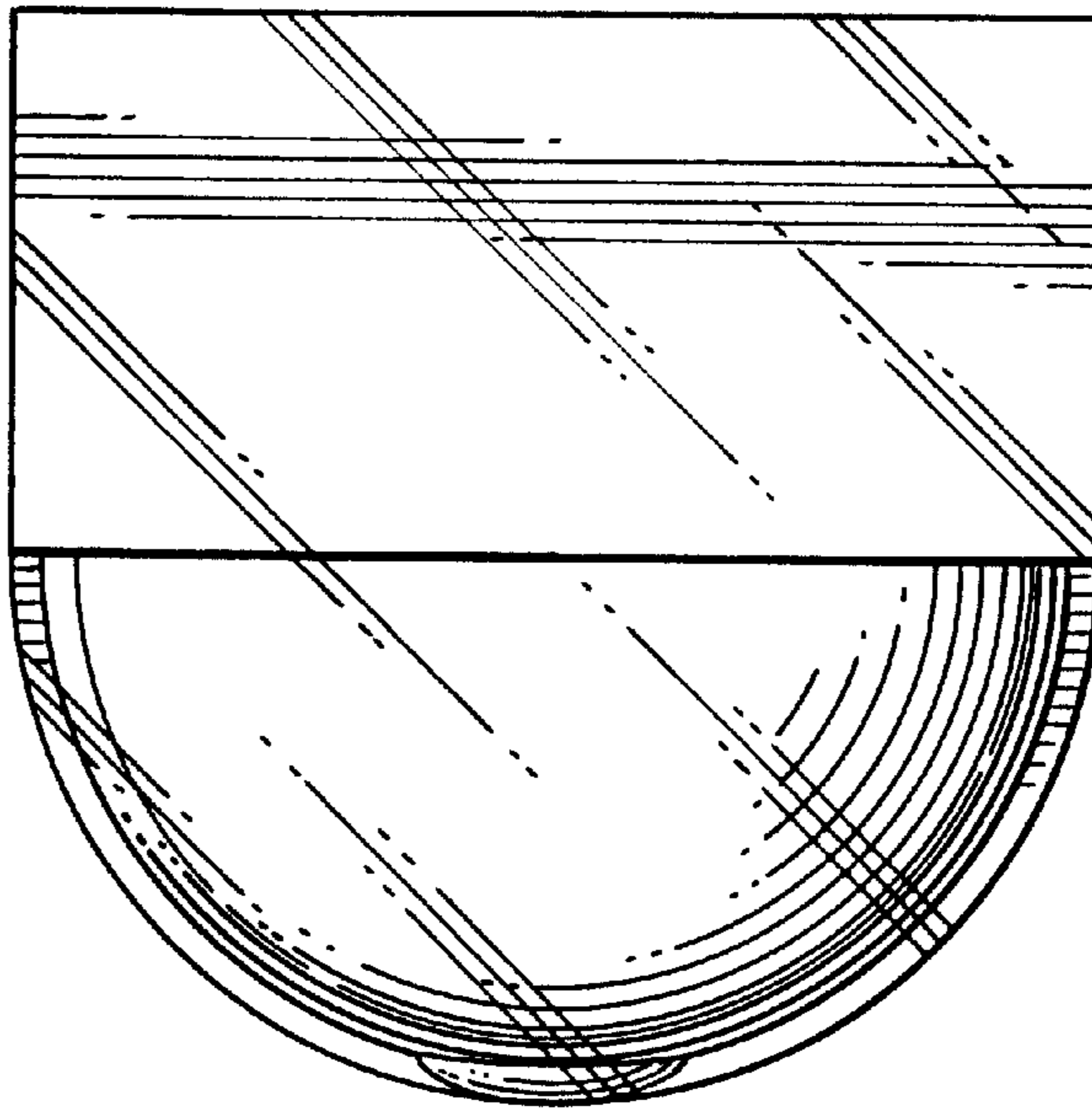


FIG. 4

