



US00D435203S

# United States Patent [19]

Roser et al.

[11] **Patent Number: Des. 435,203**

[45] **Date of Patent: \*\* Dec. 19, 2000**

[54] **GARDEN TOOL**

3,592,272 7/1971 Perez ..... 172/375  
5,004,053 4/1991 Martell ..... 172/375

[75] Inventors: **Michael O. Roser; Kelly C. Sheehan,**  
both of Bellevue, Wash.

*Primary Examiner*—Robin V. Taylor  
*Attorney, Agent, or Firm*—Gardens Work, Inc.; Michael O.  
Roser; Kelly C. Sheehan

[73] Assignee: **Garden Works, Inc.,** Bellevue, Wash.

[\*\*] Term: **14 Years**

[57] **CLAIM**

We claim the ornamental design for a garden tool, as shown.

[21] Appl. No.: **29/118,971**

**DESCRIPTION**

[22] Filed: **Feb. 18, 2000**

[51] **LOC (7) Cl.** ..... **08-01**

[52] **U.S. Cl.** ..... **D8/11; D8/9**

[58] **Field of Search** ..... D8/1, 7, 9, 11,  
D8/13; 172/371, 375; 7/114; 294/1.4, 19.1;  
30/314, 315

FIG. 1 is an oblique perspective view of a preferred embodi-  
ment of our design for a garden tool;  
FIG. 2 is an enlarged front elevation thereof;  
FIG. 3 is a rear elevation thereof;  
FIG. 4 is a left side elevation thereof;  
FIG. 5 is a right side elevation thereof;  
FIG. 6 is a top plan view thereof; and,  
FIG. 7 is a bottom view thereof.

[56] **References Cited**

**U.S. PATENT DOCUMENTS**

215,077 5/1879 Stone ..... 172/375  
D. 374,382 10/1996 Smith ..... D8/13  
2,795,045 6/1957 Taylor ..... 172/375

The handle of the tool is shown fragmented in FIGS. 2–5 for  
clarity of illustration.

**1 Claim, 3 Drawing Sheets**



FIG. 1

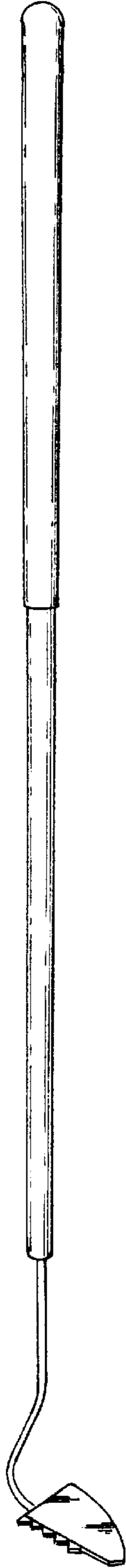
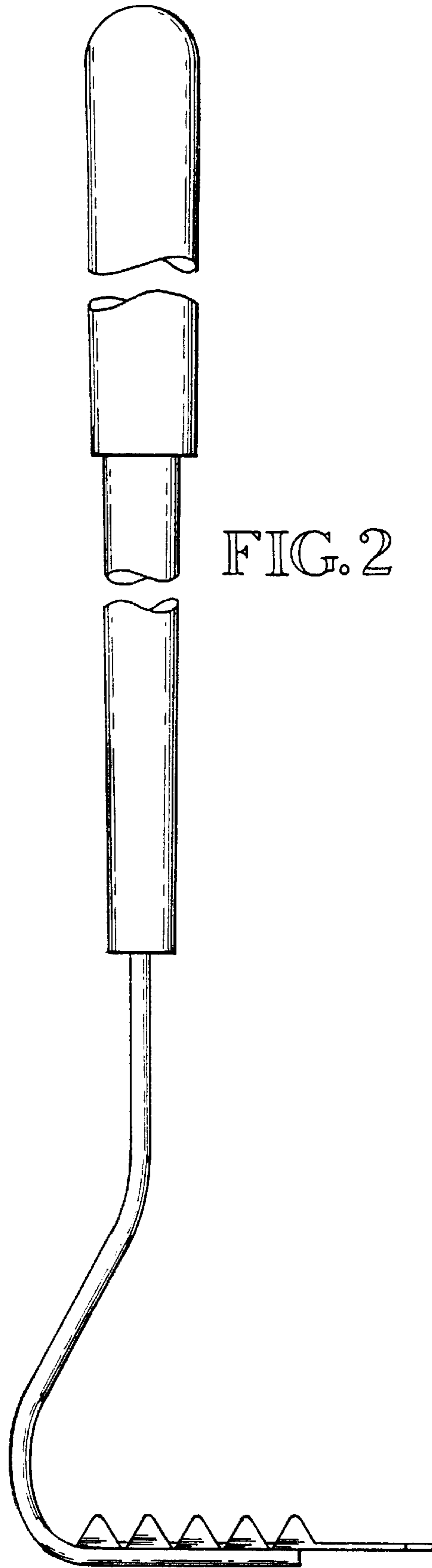
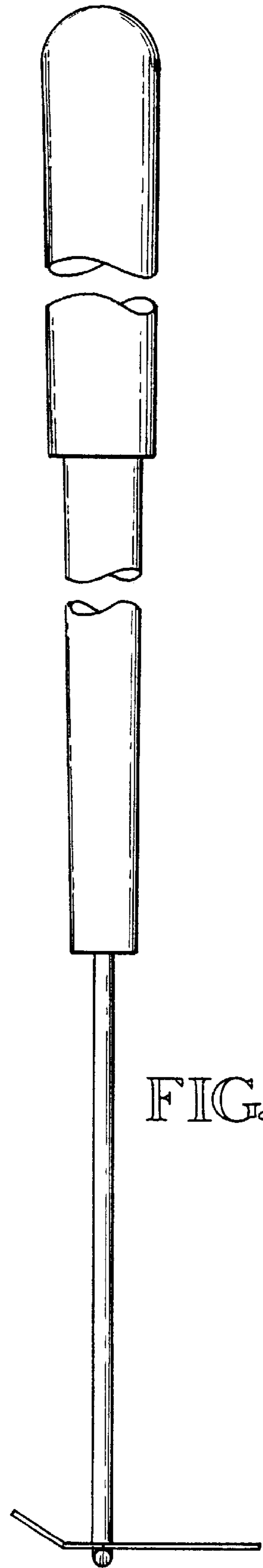
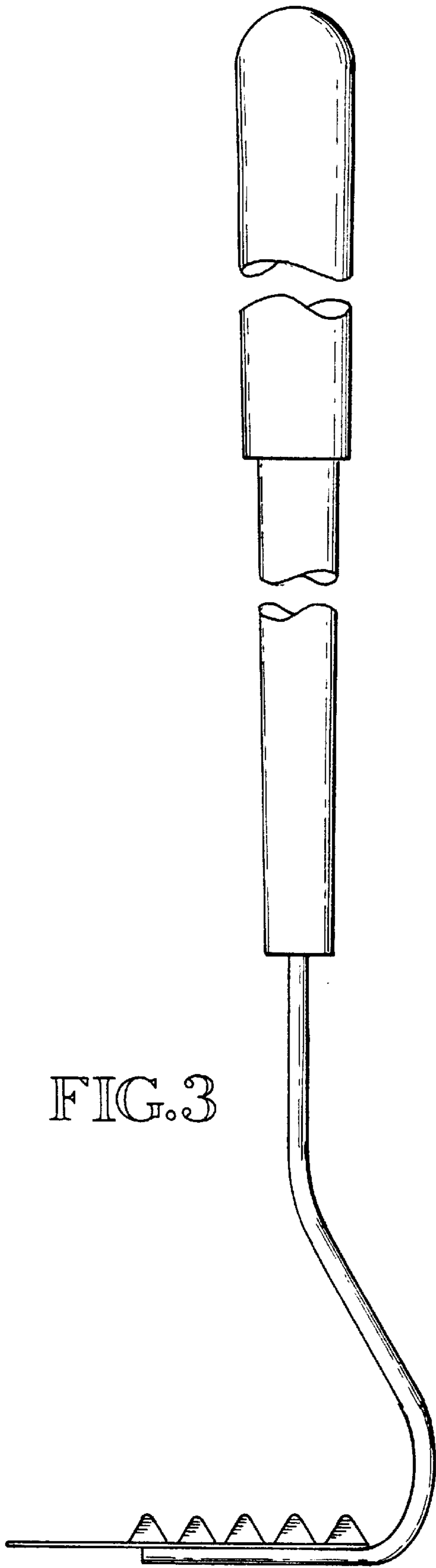


FIG. 2





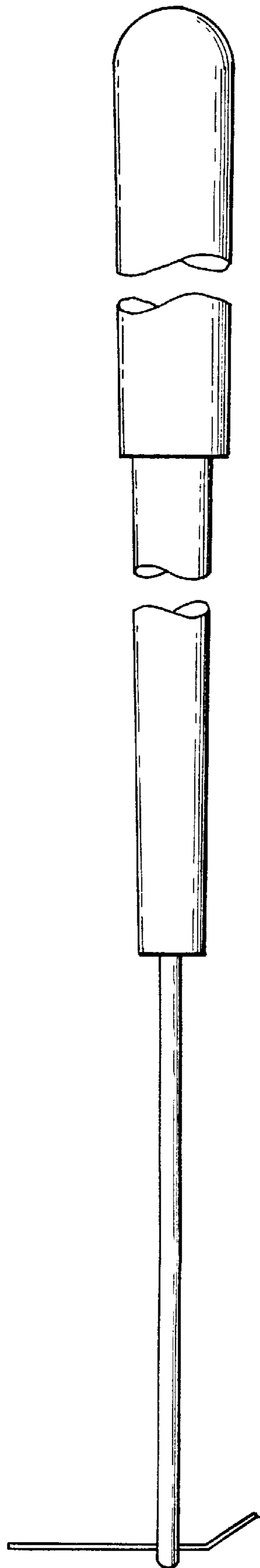


FIG. 5

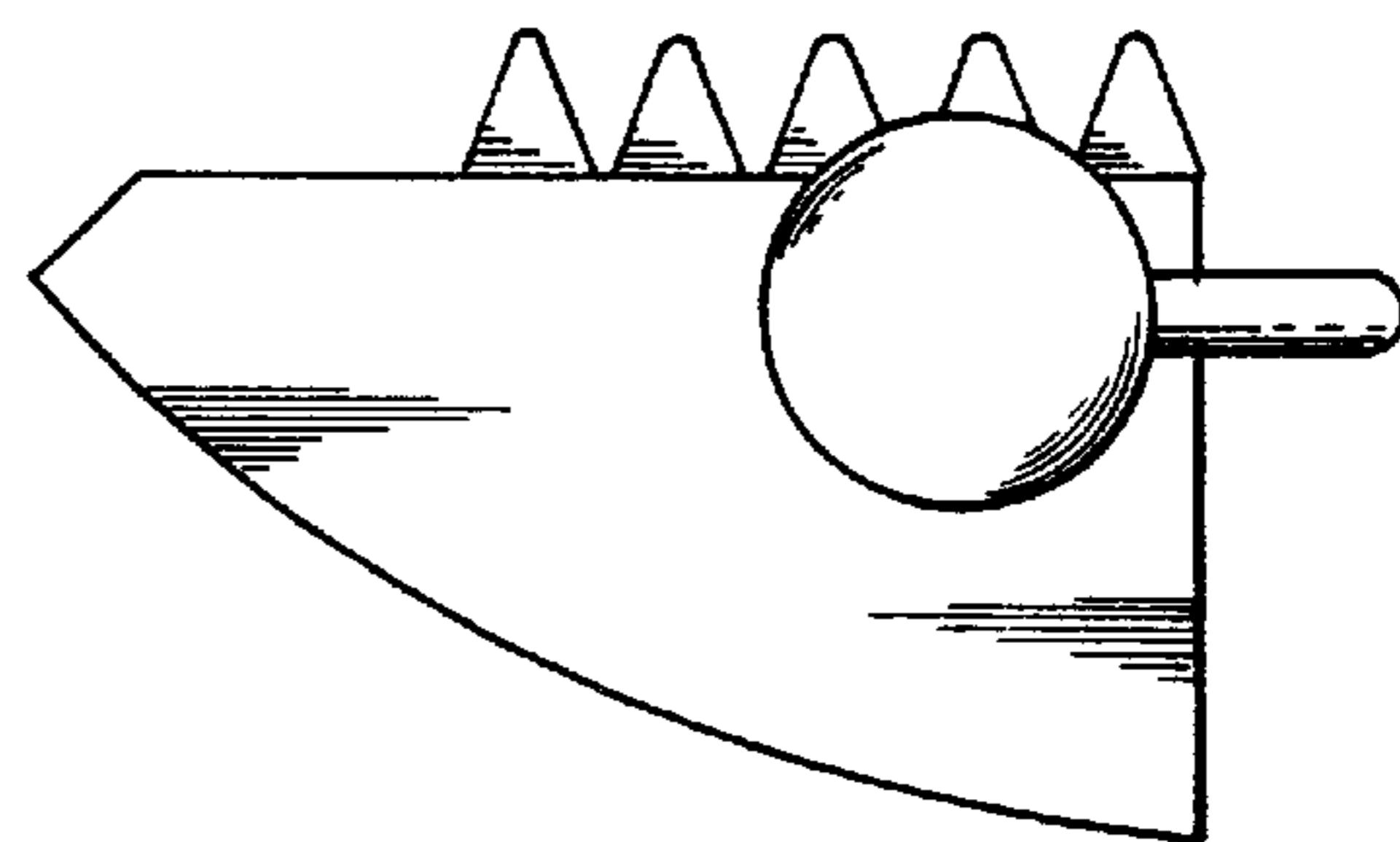


FIG. 6

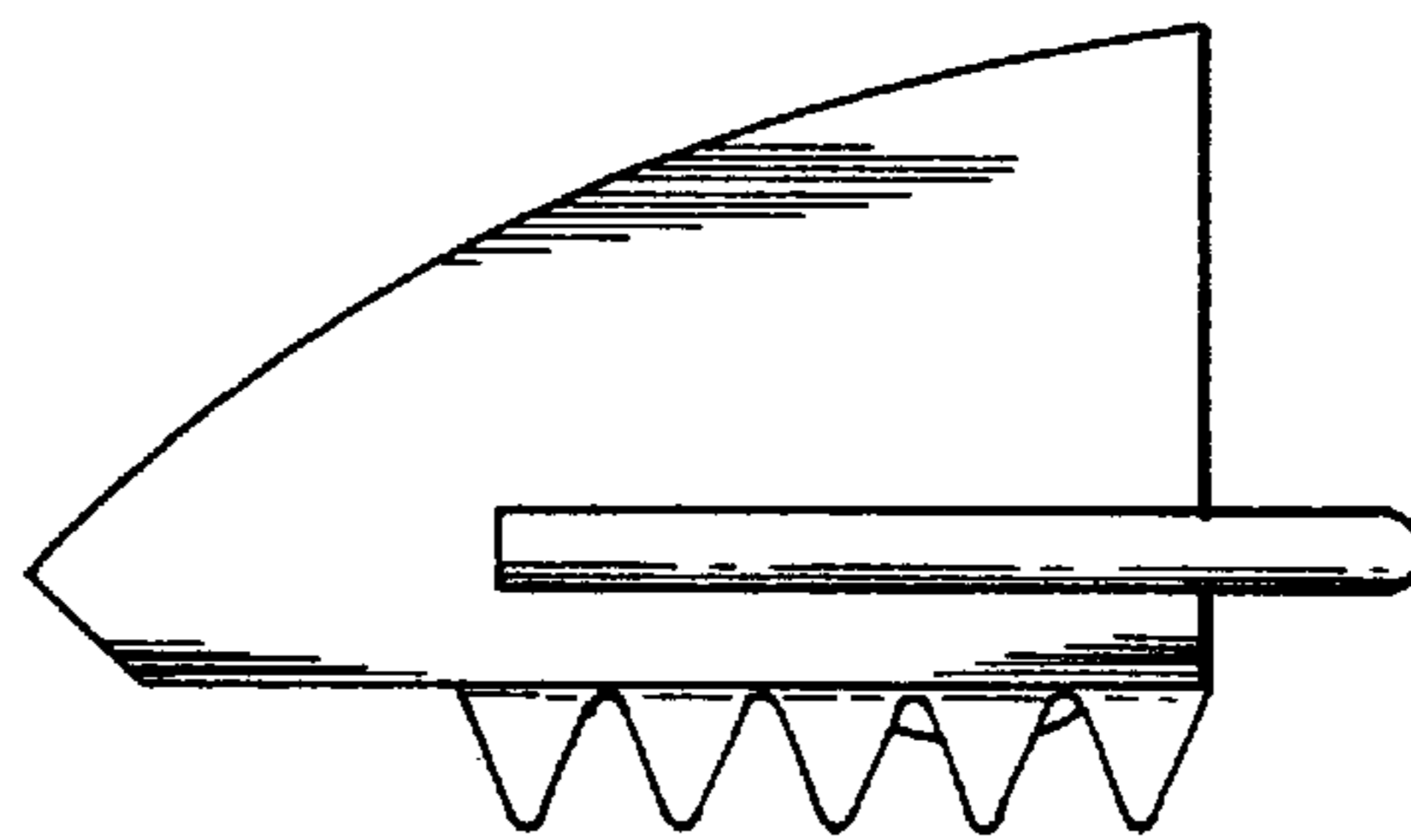


FIG. 7