



US00D435201S

United States Patent [19]
Wang

[11] **Patent Number: Des. 435,201**

[45] **Date of Patent: ** Dec. 19, 2000**

[54] **TONGS**

[75] Inventor: **Nigel Wang**, Taipei, Taiwan

[73] Assignee: **The Pampered Chef, Ltd.**, Addison, Ill.

[**] Term: **14 Years**

[21] Appl. No.: **29/101,183**

[22] Filed: **Feb. 26, 1999**

[51] **LOC (7) Cl.** **07-06**

[52] **U.S. Cl.** **D7/686; D7/642**

[58] **Field of Search** D7/642, 686, 687;
294/1.1, 3, 8.5, 99.2, 118

[56] **References Cited**

U.S. PATENT DOCUMENTS

- D. 203,455 1/1966 Bruns D7/686
- D. 281,720 12/1985 Tiwari D7/686 X
- D. 311,851 11/1990 Allardyce D7/686

- D. 357,846 5/1995 McNaughton D7/686
- D. 374,379 10/1996 Jee D7/642
- 3,640,561 2/1972 Law 294/99.2
- 5,487,578 1/1996 Williams 294/99.2

Primary Examiner—Terry A. Wallace
Attorney, Agent, or Firm—Olson & Hierl, Ltd.

[57] **CLAIM**

The ornamental design for tongs, as shown and described.

DESCRIPTION

FIG. 1 is a perspective view of the inventive design for the tongs;
FIG. 2 is a side elevational view of the FIG. 1 tongs, the opposite side elevational view being a mirror image thereof;
FIG. 3 is a front side (relative to FIG. 1) elevational view of the FIG. 1 tongs; and
FIG. 4 is a bottom view of the FIG. 1 tongs; and,
FIG. 5 is a top view of the FIG. 1 tongs.

1 Claim, 1 Drawing Sheet

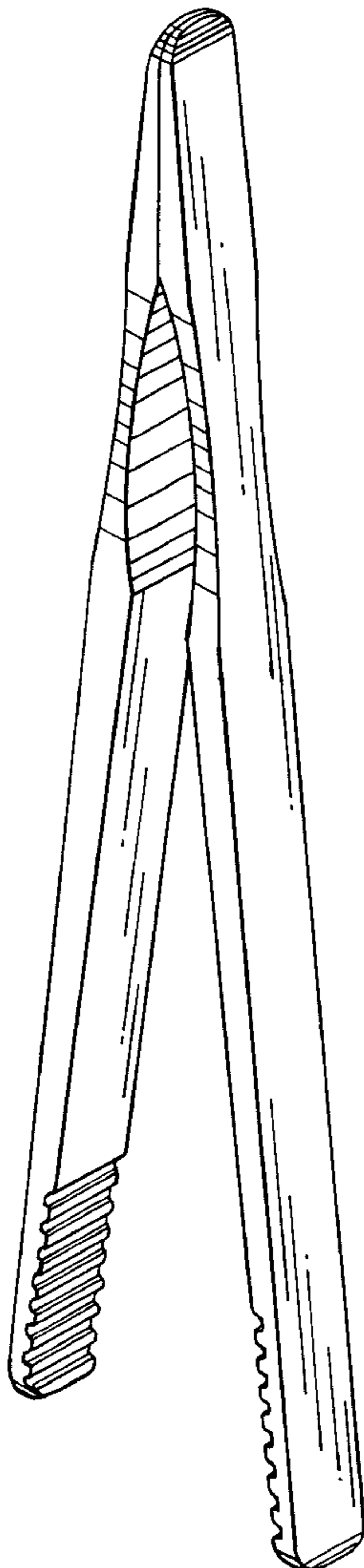


FIG. 1

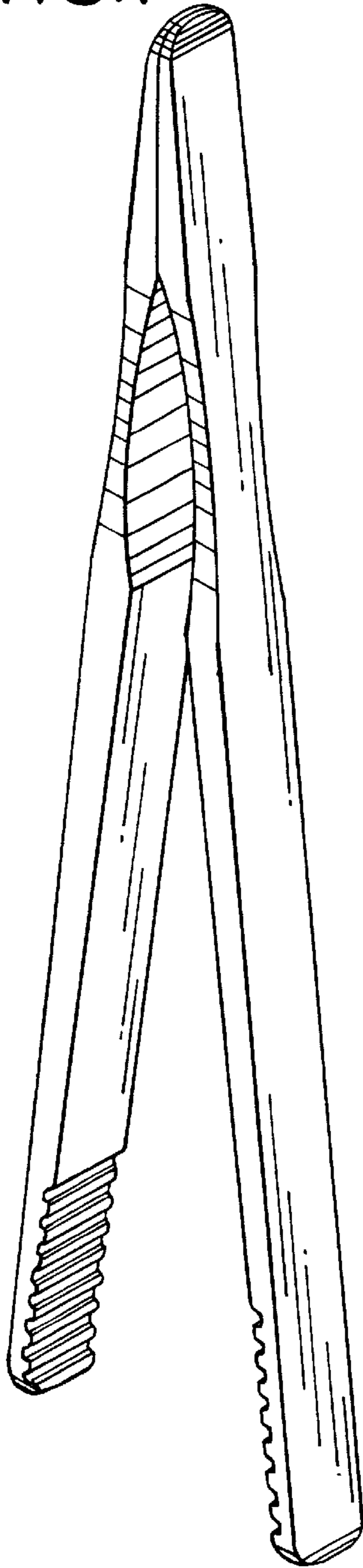


FIG. 2




FIG. 3

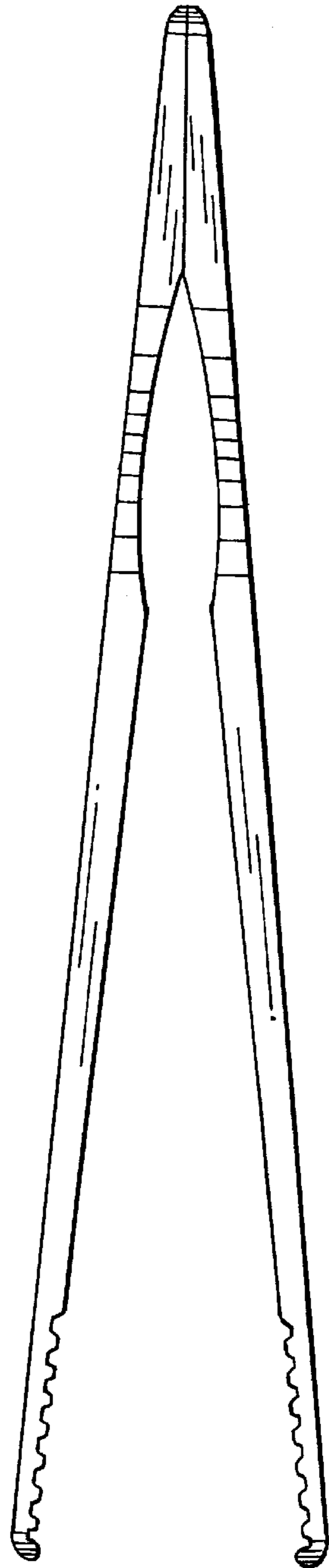


FIG. 4

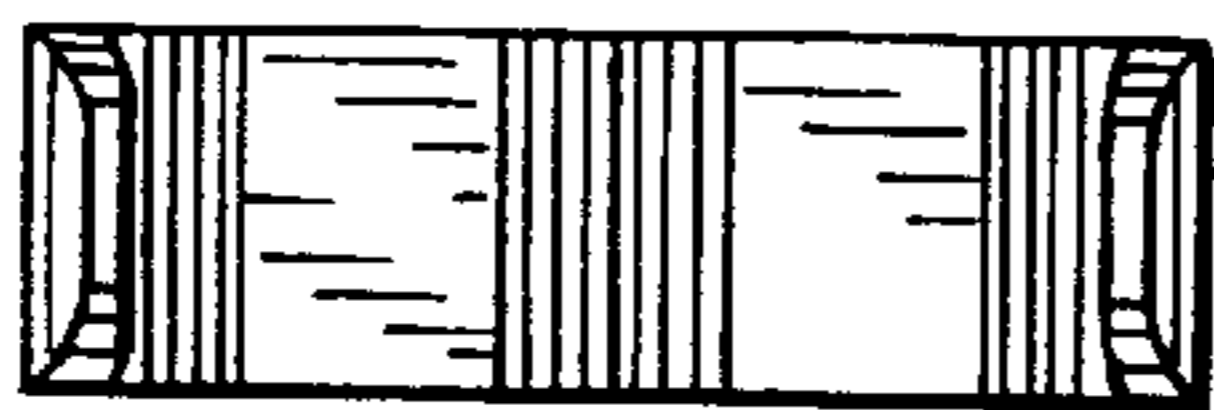


FIG. 5

