



US00D435181S

United States Patent [19]
Brozak, Jr.

[11] **Patent Number: Des. 435,181**
[45] **Date of Patent: ** Dec. 19, 2000**

[54] **RETAIL PRODUCT DISPLAY**
[75] Inventor: **Emory Brozak, Jr.**, Strongsville, Ohio
[73] Assignee: **American Greetings Corporation**,
Cleveland, Ohio
[**] Term: **14 Years**
[21] Appl. No.: **29/108,522**
[22] Filed: **Jul. 27, 1999**

D. 234,931 4/1975 Rogove D6/457
D. 343,971 2/1994 McClave D6/455
D. 401,083 11/1998 Woodward D6/457 X
3,756,422 9/1973 Ostring et al. 211/163
5,628,413 5/1997 Lu et al. 211/163 X

OTHER PUBLICATIONS

Lozier Store Fixtures, Floor Spinner, p. 731, Jan. 1981.
Primary Examiner—Cathron Brooks
Attorney, Agent, or Firm—Calfee, Halter & Griswold LLP

Related U.S. Application Data

[62] Division of application No. 29/089,666, Jun. 19, 1998, Pat.
No. Des. 412,253.

[51] **LOC (7) Cl.** **06-04**
[52] **U.S. Cl.** **D6/455**
[58] **Field of Search** D6/396, 415, 449,
D6/455, 457; 211/13.1, 70, 85.2, 163, 169

[57] **CLAIM**

The ornamental design for a retail product display, as shown
and described.

DESCRIPTION


FIG. 1 is a perspective view of the retail product display of
the present invention;
FIG. 2 is an enlarged top view of the retail product display
of FIG. 1;
FIG. 3 is an enlarged side view of the retail product display
of FIG. 1 in the direction 3—3 as shown in FIG. 2; and,
FIG. 4 is an enlarged side view of the retail product display
of FIG. 1 in the direction 4—4 as shown in FIG. 2.
The broken lines shown in FIGS. 1 and 2 are for illustrative
purposes only and form no part of the claimed design.

[56] **References Cited**

U.S. PATENT DOCUMENTS

D. 189,946 3/1961 Reibold D6/455
D. 204,178 3/1966 Marchak D6/457
D. 211,546 6/1968 Reibold D6/455
D. 224,060 6/1972 Larson D6/457

1 Claim, 2 Drawing Sheets






Fig.1

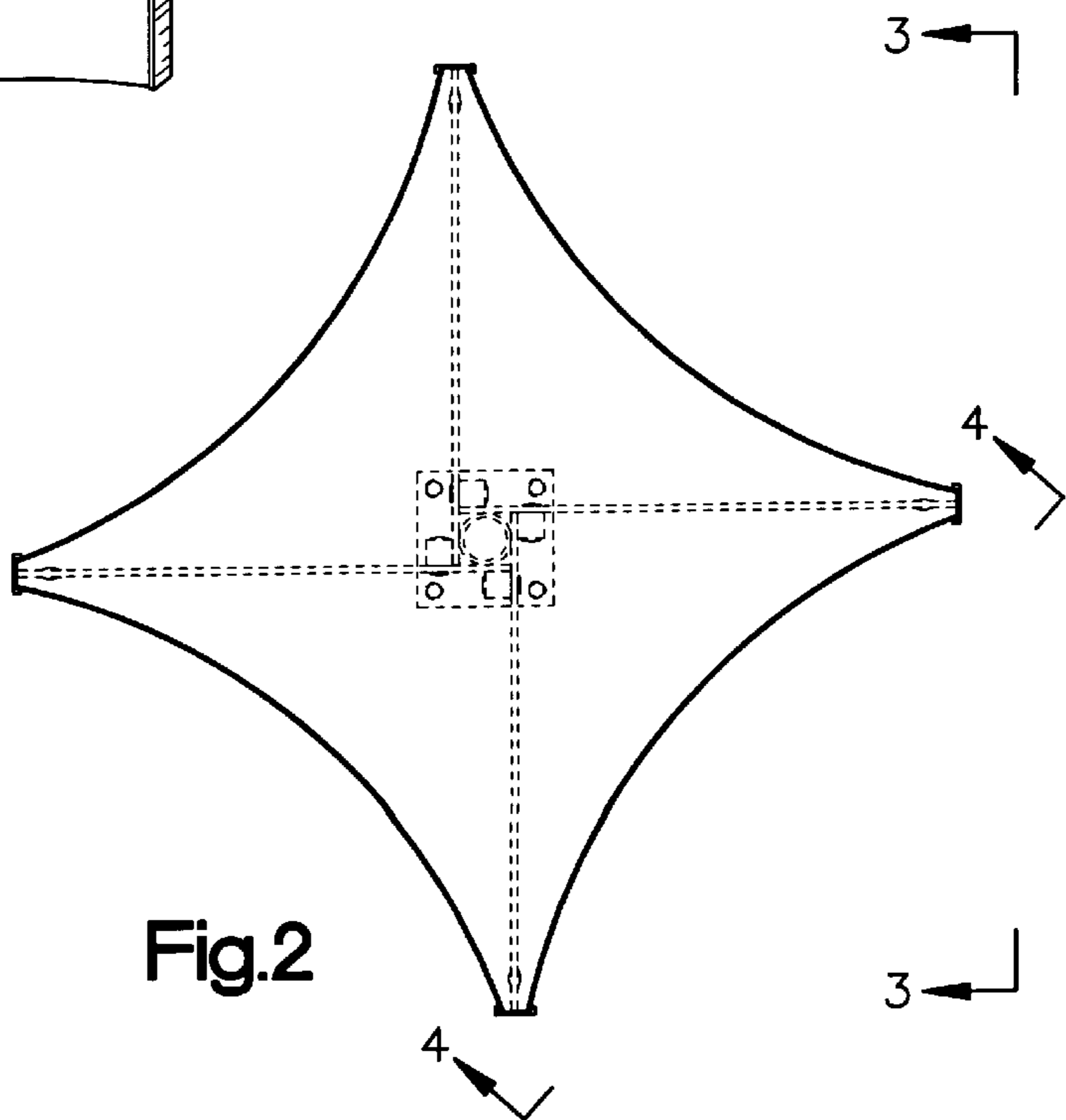


Fig.2




Fig.4

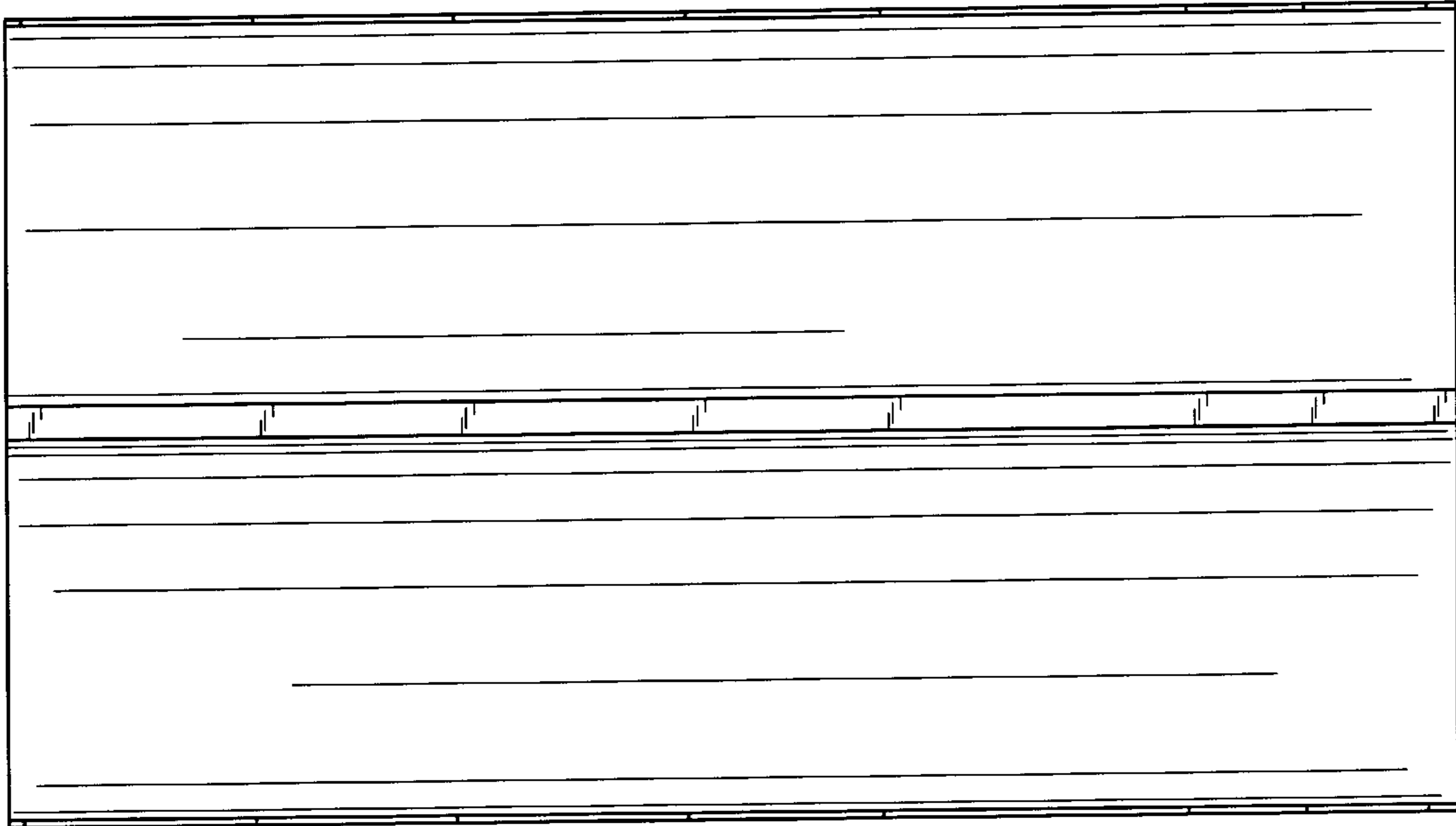


Fig.3