



US00D435178S

# United States Patent [19]

[11] **Patent Number: Des. 435,178**

**Thompson et al.**

[45] **Date of Patent: \*\* Dec. 19, 2000**

[54] **CABINET**

D. 229,140	11/1973	Peckenpaugh	.....	D6/446
D. 330,814	11/1992	Reuschel	.....	D6/437
D. 357,781	4/1995	Crinion	.....	D34/19
D. 391,785	3/1998	Zaidman et al.	.....	D6/445
D. 395,180	6/1998	Sagol	.....	D6/446

[75] Inventors: **James J. Thompson; Adam A. Luedke**, both of Holland, Mich.

[73] Assignee: **Trendway Corporation**, Holland, Mich.

[\*\*] Term: **14 Years**

*Primary Examiner*—Cathron Brooks  
*Attorney, Agent, or Firm*—Rader, Fishman, Grauer & McGarry an Office of Rader, Fishman & Grauer PLLC

[21] Appl. No.: **29/119,225**

## [57] CLAIM

[22] Filed: **Feb. 25, 2000**

The ornamental design for a cabinet, as shown and described.

### Related U.S. Application Data

### DESCRIPTION

[62] Division of application No. 29/101,414, Mar. 3, 1999, Pat. No. Des. 431,130.

FIG. 1 is a perspective view of a design for a cabinet according to the invention;

[51] **LOC (7) Cl.** ..... **06-04**

FIG. 2 is a front elevational view thereof, of which the rear elevational view is identical thereto;

[52] **U.S. Cl.** ..... **D6/432**

[58] **Field of Search** ..... D6/432, 437, 440, D6/445, 446, 448; D34/19; 312/198, 199, 204, 249.8, 351.11

FIG. 3 is a right side elevational view thereof, of which the left side elevational view is identical thereto; and,

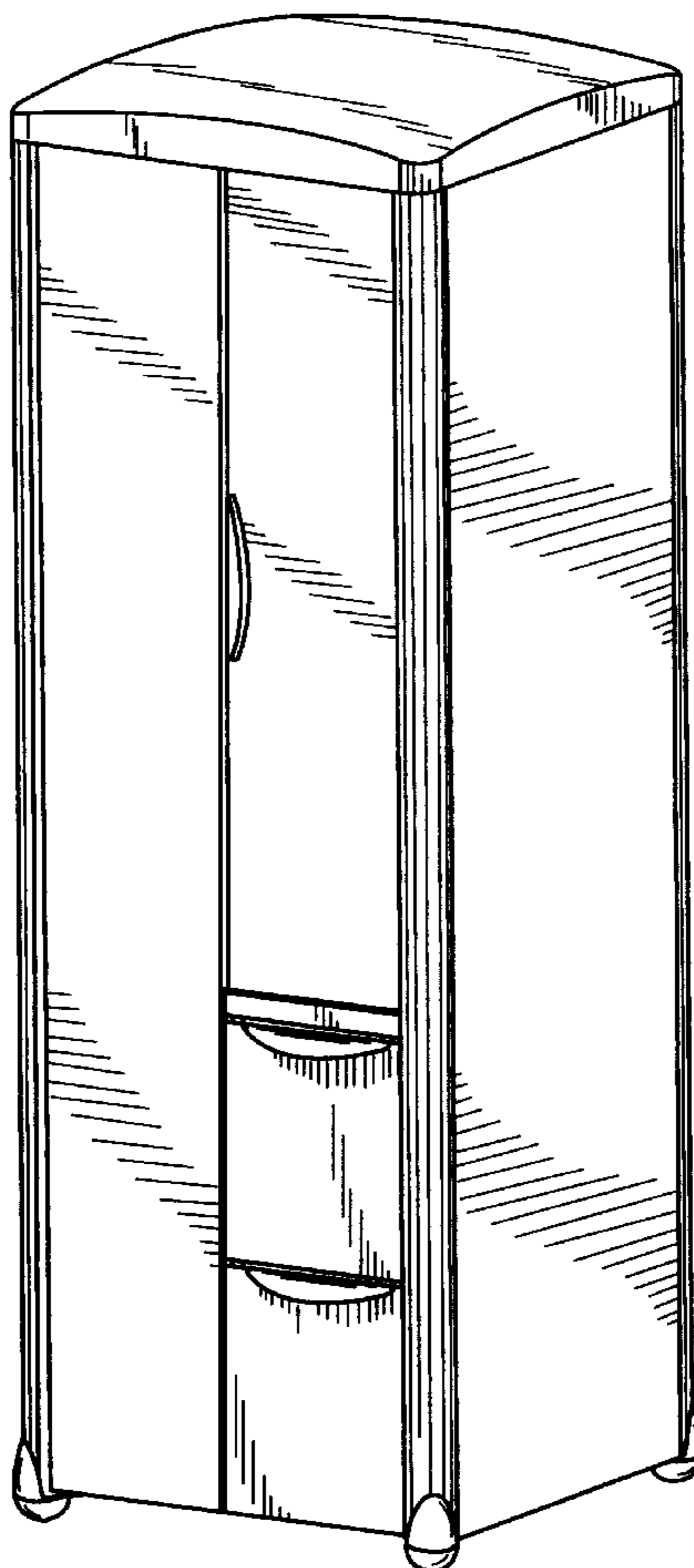
FIG. 4 is a top elevational view thereof.

### [56] References Cited

#### U.S. PATENT DOCUMENTS

D. 139,268 10/1944 Reinecke ..... D6/446

**1 Claim, 2 Drawing Sheets**



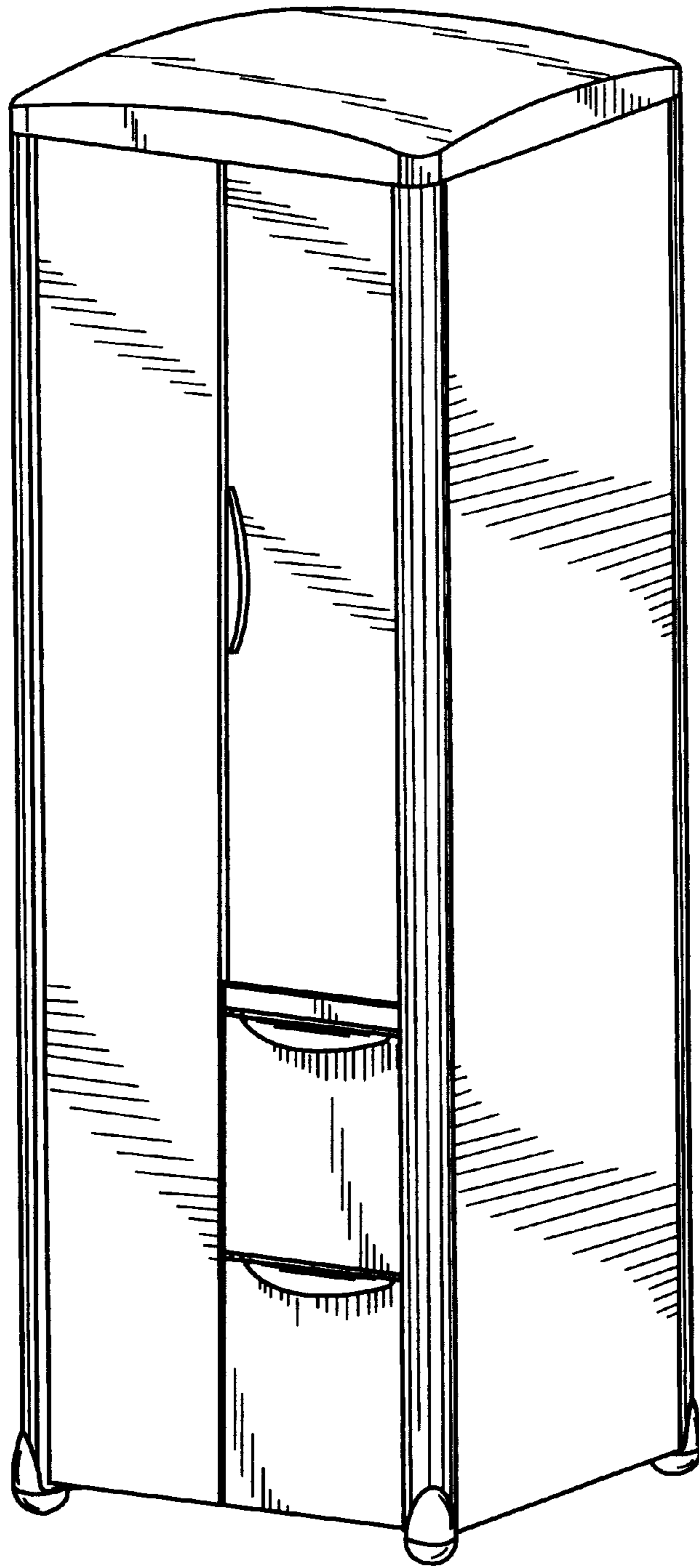
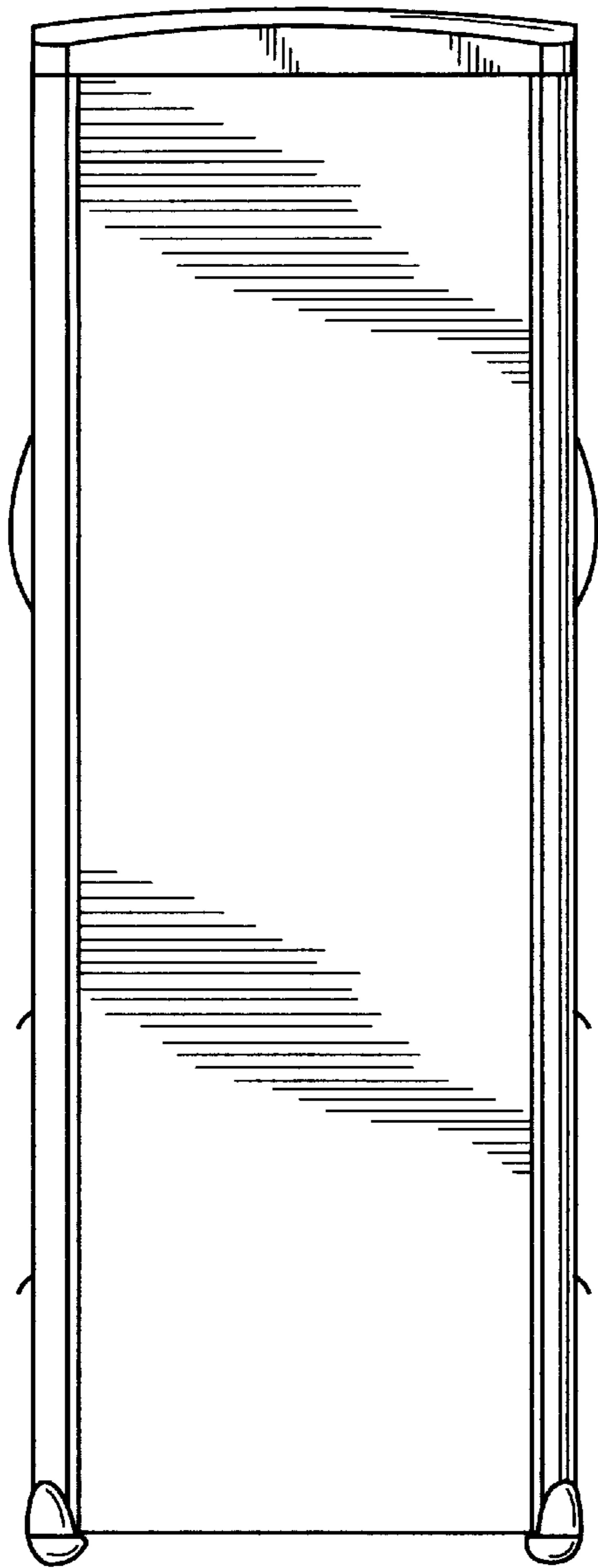
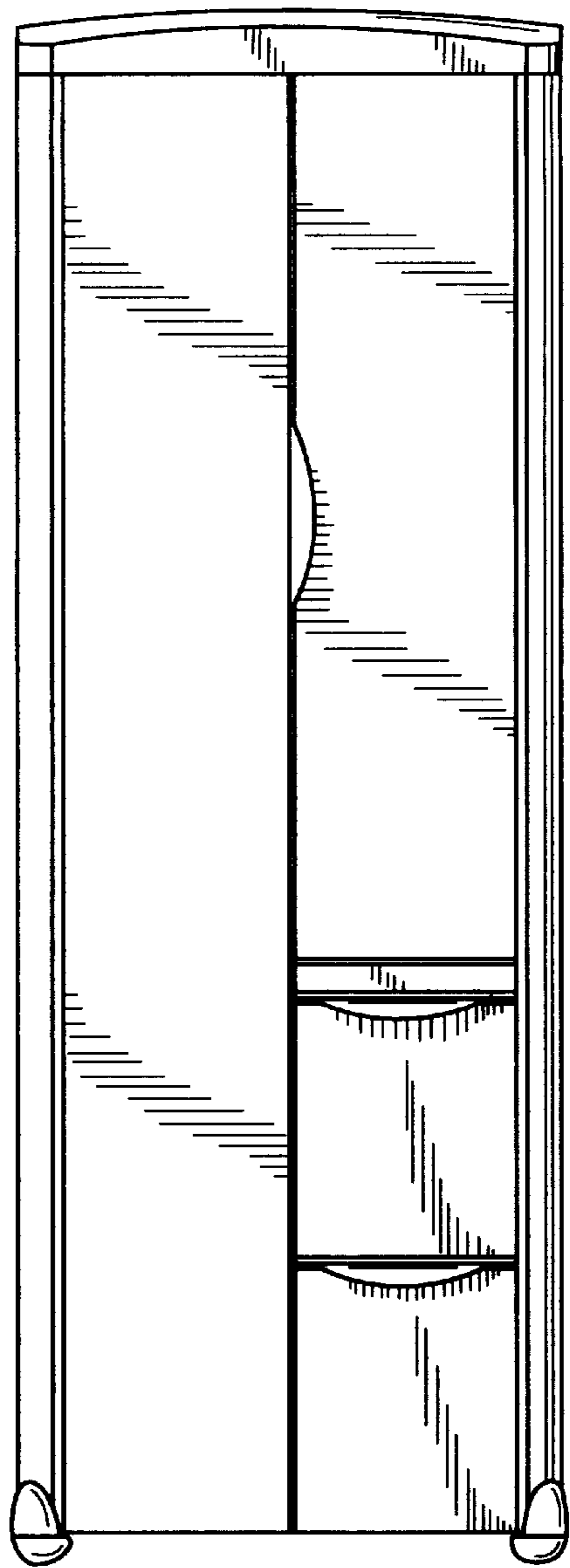


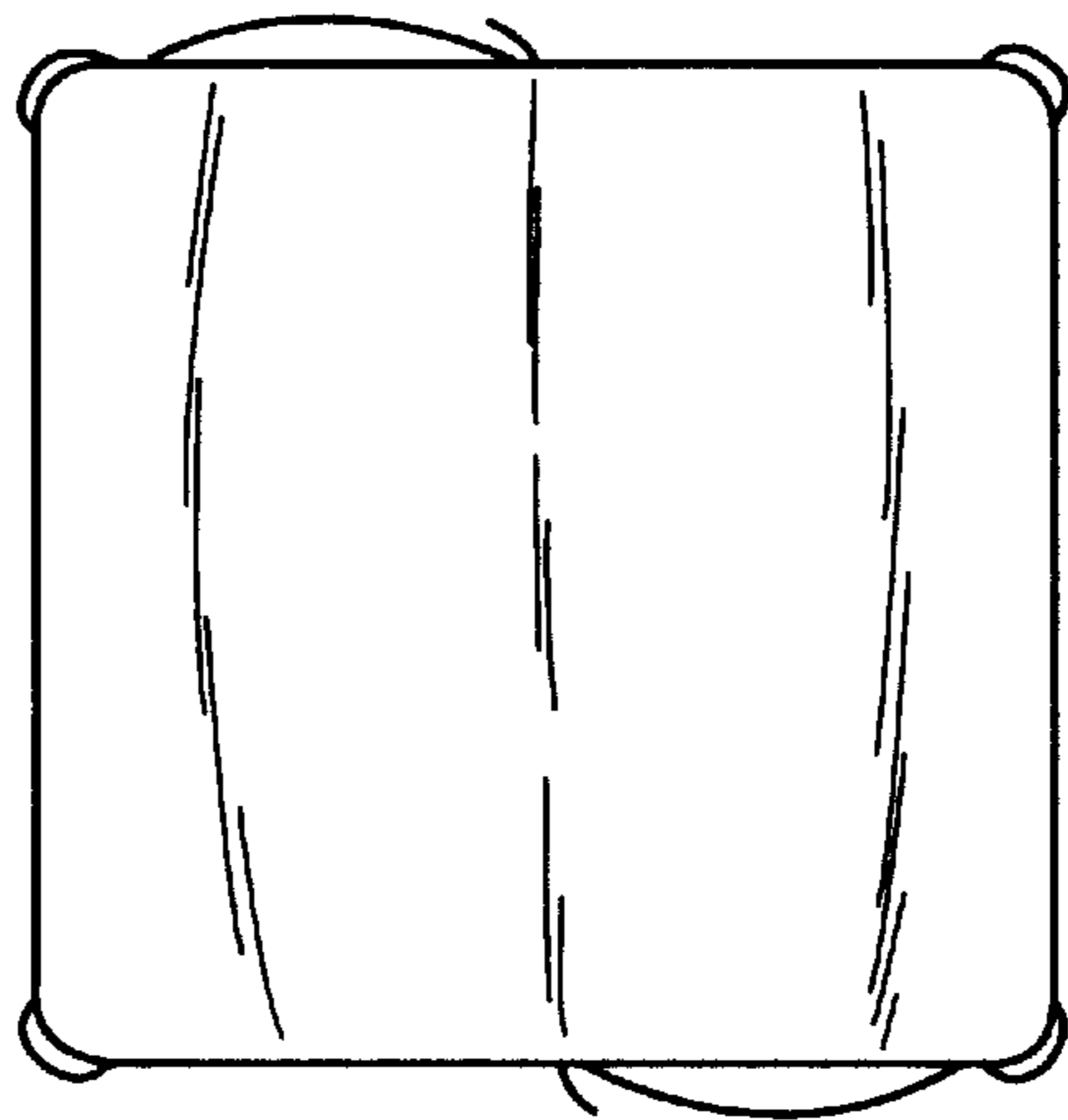
Fig. 1



**Fig. 3**



**Fig. 2**



**Fig. 4**