



US00D435174S

**United States Patent** [19]  
**Grisdale et al.**

[11] **Patent Number: Des. 435,174**  
[45] **Date of Patent: \*\* Dec. 19, 2000**

[54] **PANTS HANGER**

[75] Inventors: **Marianne Grisdale**, Chicago; **Ralph LaZar**, Skokie; **Douglas Schein**, Chicago, all of Ill.; **Bruce Grant MacGregor**, Palo Alto; **Alexander Kazaks**, Mountain View, both of Calif.

[73] Assignee: **Whirlpool Corporation**, Benton Harbor, Mich.

[\*\*] Term: **14 Years**

[21] Appl. No.: **29/123,226**

[22] Filed: **May 12, 2000**

[51] **LOC (7) Cl.** ..... **06-08**

[52] **U.S. Cl.** ..... **D6/327; D6/317**

[58] **Field of Search** ..... **D6/315, 317, 318, D6/319, 327; 211/113, 119; 223/85, 95, 96**

[56] **References Cited**

**U.S. PATENT DOCUMENTS**

D. 111,666	10/1938	Seavey .	
D. 183,640	9/1958	Van Dusen .....	D6/327
D. 320,700	10/1991	Testa .....	D6/327
D. 355,980	3/1995	Dallaire et al. ....	D6/318
D. 376,480	12/1996	Whitehead et al. ....	D6/315
D. 424,310	5/2000	Yip .....	D6/317
915,393	3/1909	Walker .	

920,894	5/1909	Bonsall .	
2,192,167	3/1940	Bagley et al. .	
2,426,292	8/1947	Appleman .....	223/90
2,452,346	10/1948	Appleman .....	223/90
3,281,027	10/1966	O'Konogi .....	223/91
3,726,452	4/1973	Jaffe .....	223/91
5,074,445	12/1991	Chen .....	223/85

*Primary Examiner*—B. J. Bullock  
*Attorney, Agent, or Firm*—Andrea P. Denklauf; Robert O. Rice; Joel M. Van Winkle

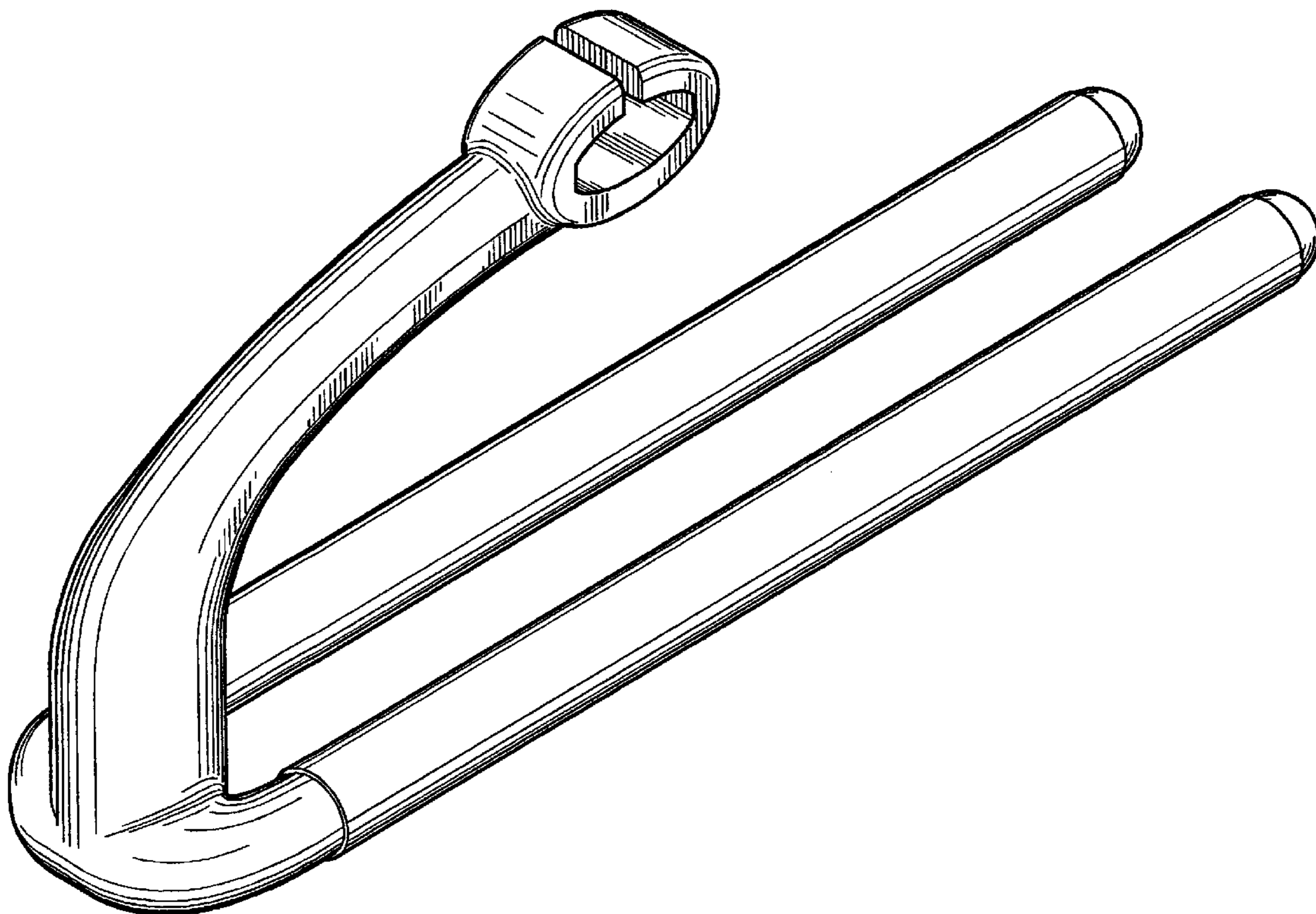
[57] **CLAIM**

The ornamental design for a pants hanger, as shown and described.

**DESCRIPTION**

FIG. 1 is a perspective view of a pants hanger showing our new design.  
FIG. 2 is a front elevational view of a pants hanger showing our new design, the rear elevational view being a mirror image.  
FIG. 3 is a top plan view of a pants hanger showing our new design.  
FIG. 4 is a left side elevational view of a pants hanger showing our new design.  
FIG. 5 is a right side elevational view of a pants hanger showing our new design; and,  
FIG. 6 is a bottom plan view of a pants hanger showing our new design.

**1 Claim, 2 Drawing Sheets**



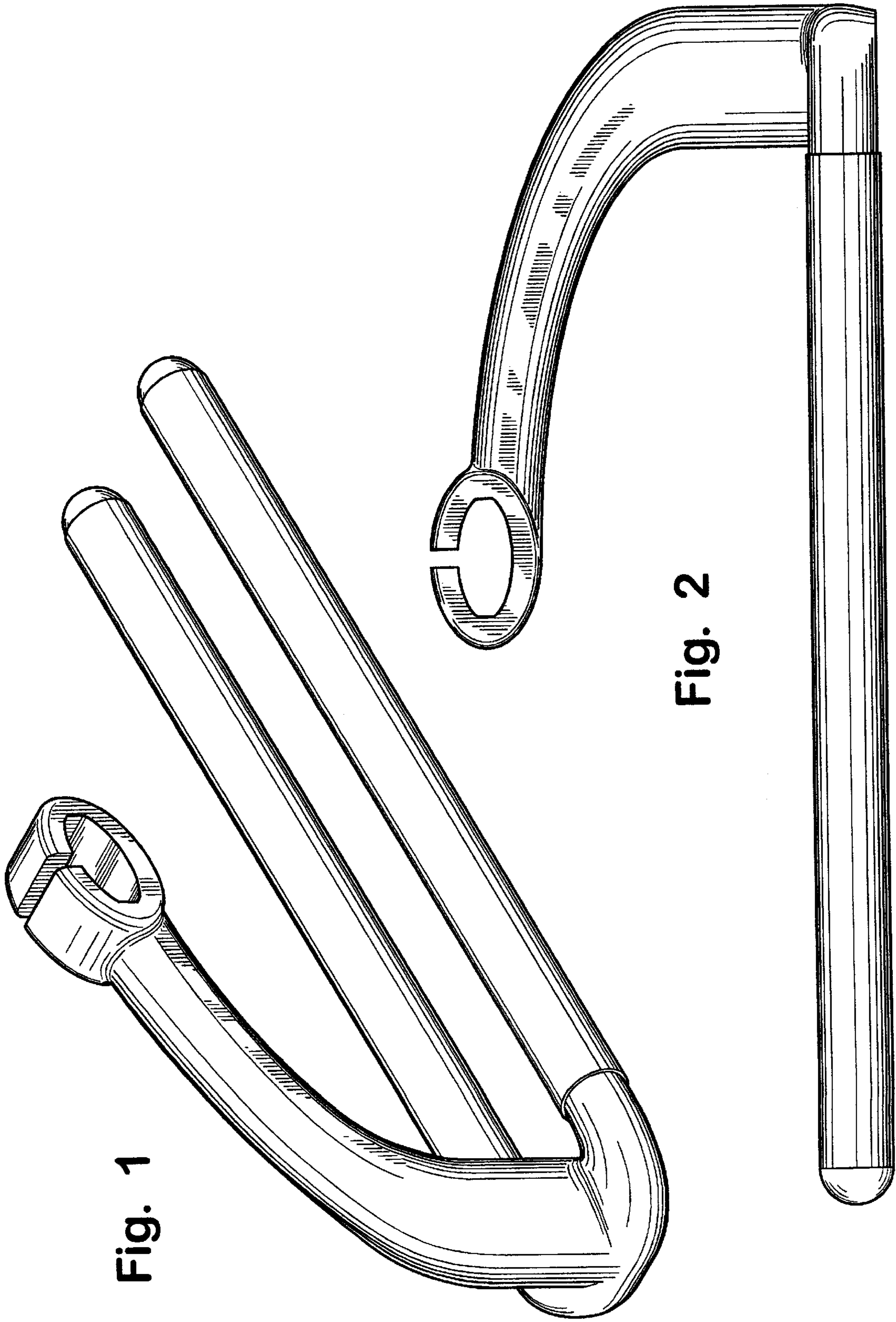


Fig. 1

Fig. 2

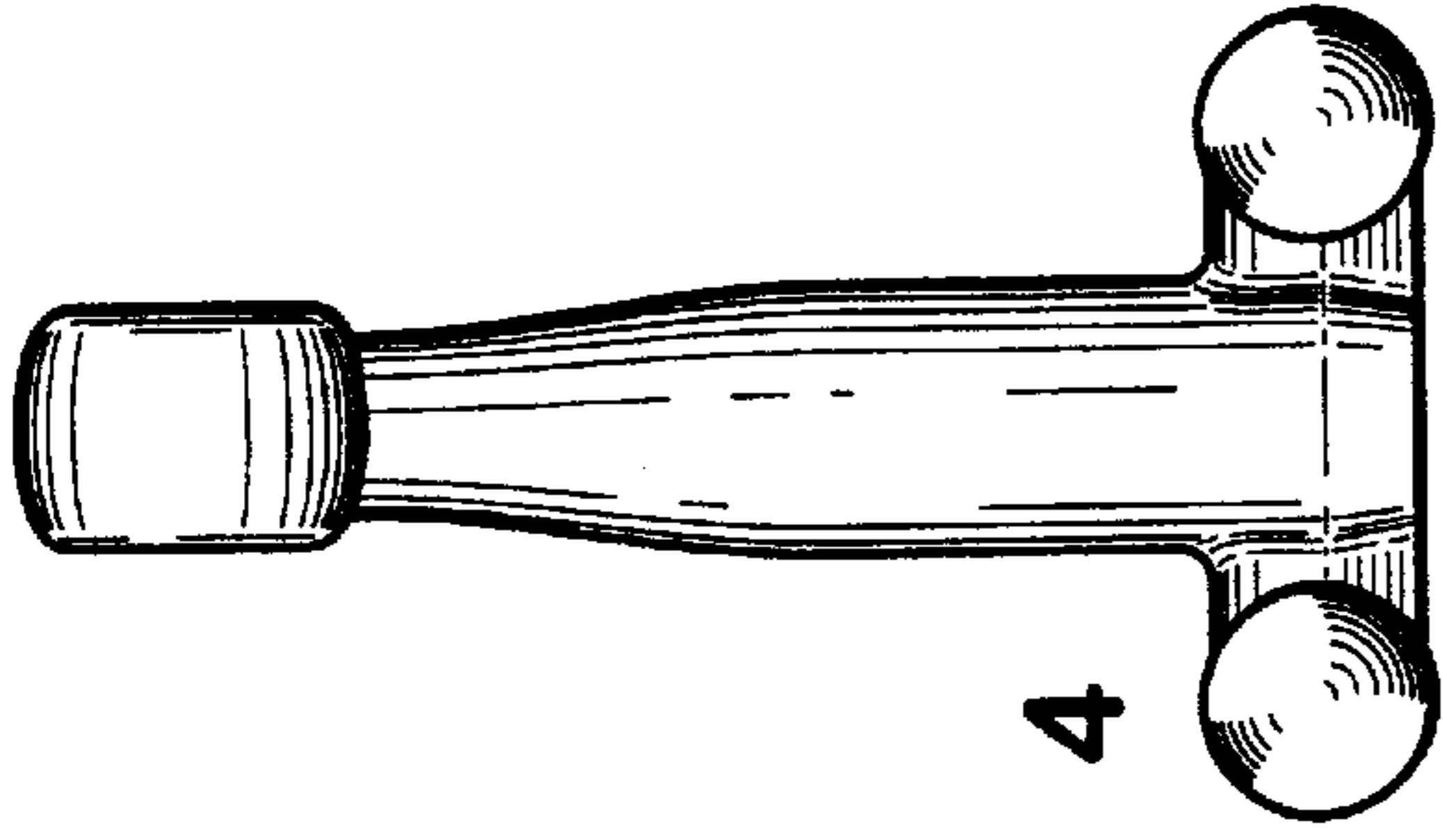


Fig. 4

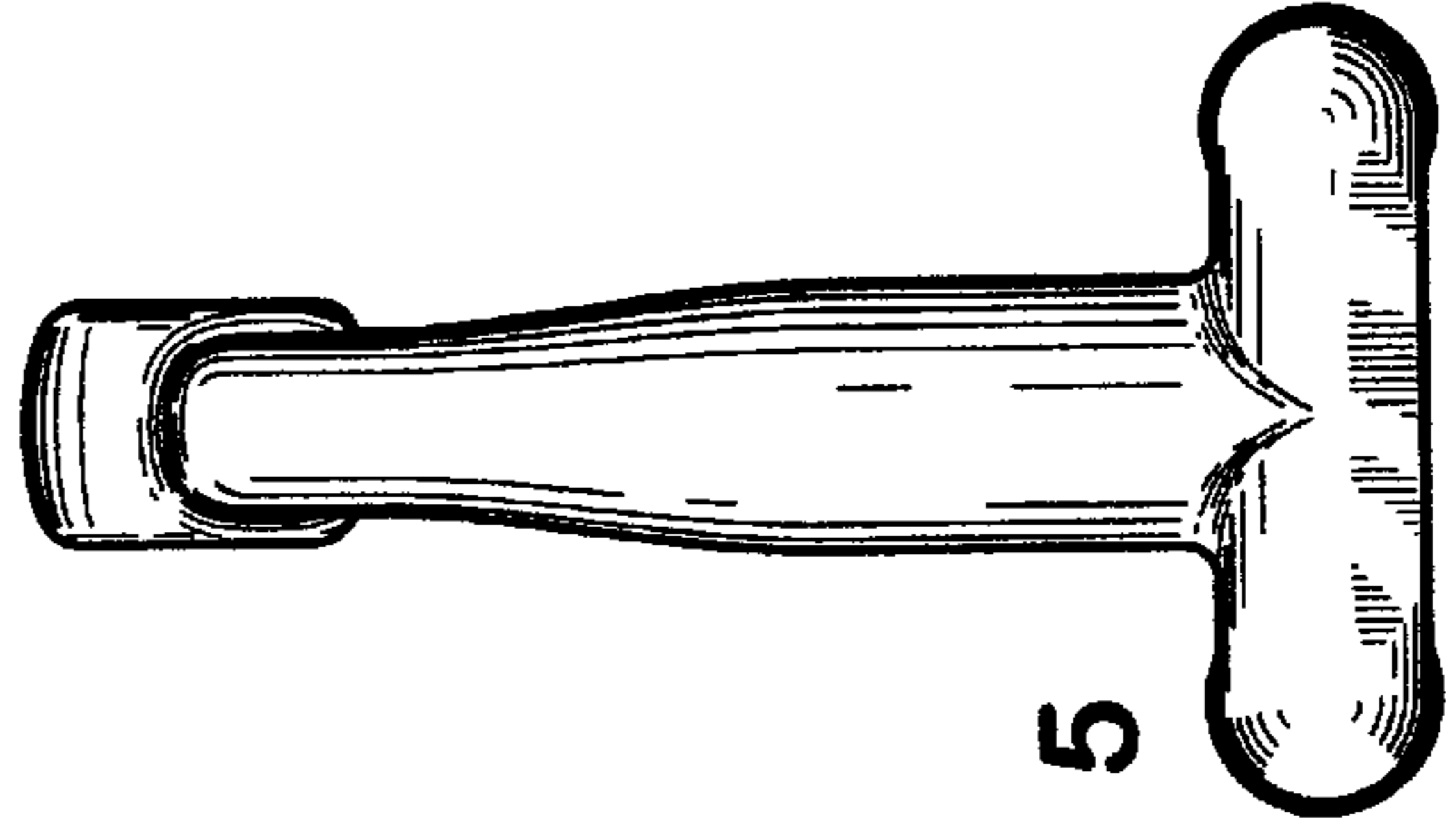


Fig. 5

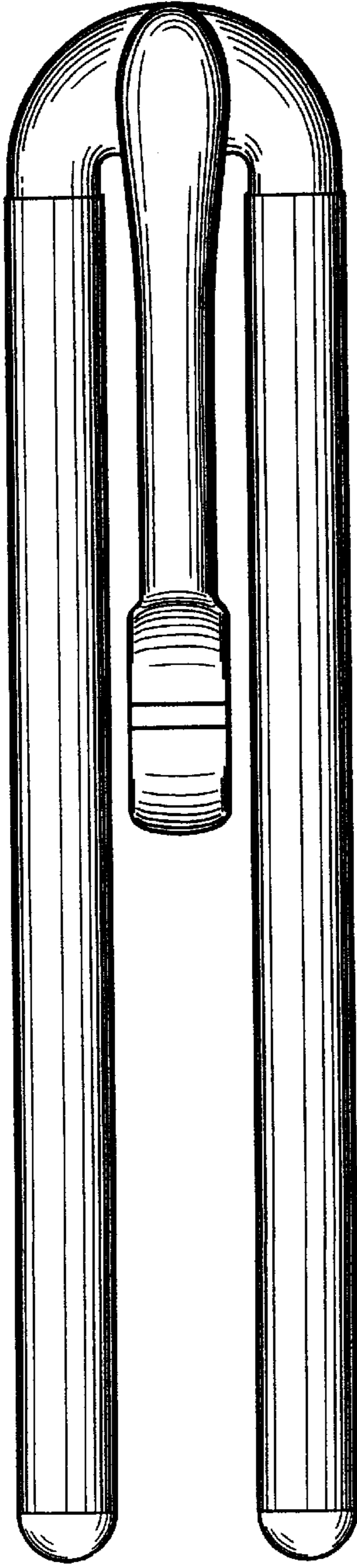


Fig. 3

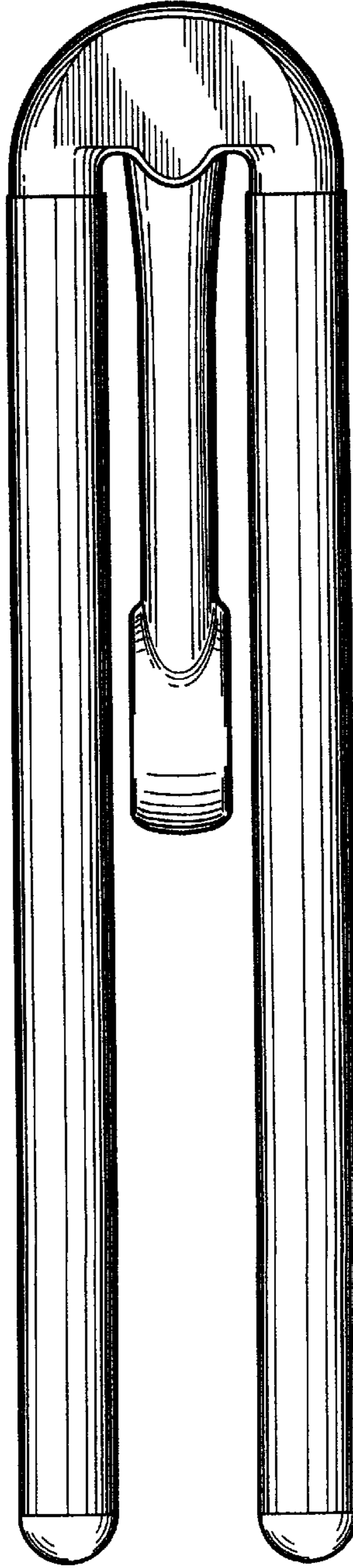


Fig. 6