



US00D435164S

United States Patent [19]

Reiss et al.

[11] Patent Number: Des. 435,164

[45] Date of Patent: ** Dec. 19, 2000

[54] SADDLE FOR A GOLF SHOE UPPER

[75] Inventors: **Scott J. Reiss**, Chicago; **Carlos B. Paytuvi**, Addison, both of Ill.

[73] Assignee: **Florsheim Group Inc.**, Chicago, Ill.

[**] Term: **14 Years**

[21] Appl. No.: **29/088,703**

[22] Filed: **May 29, 1998**

Related U.S. Application Data

[63] Continuation-in-part of application No. 29/058,051, Aug. 7, 1996, abandoned.

[51] **LOC (7) Cl.** **02-04**

[52] **U.S. Cl.** **D2/972; D2/942; D2/974**

[58] **Field of Search** D2/972-974, 906, D2/949, 909, 969, 970, 947-959, 942; 36/126-130, 132, 134, 58.1, 115, 67 A-67 D, 45

[56] References Cited

U.S. PATENT DOCUMENTS

D. 94,854	3/1935	Rosenfield	D2/942
D. 95,228	4/1935	Liso	D2/942
D. 95,234	4/1935	Fishman	D2/942
D. 96,171	7/1935	Garside	D2/942
D. 123,480	11/1940	Hubbard	.	
D. 219,503	12/1970	Vietas	.	
D. 237,224	10/1975	Famolare	D2/944
D. 299,084	12/1988	Tanel	.	
D. 299,184	1/1989	McCrea	D2/314
D. 306,516	3/1990	Whatley	.	
D. 368,156	3/1996	Longbottom et al.	.	
D. 389,297	1/1998	Adam	.	
1,466,552	8/1923	Habberley	.	
1,889,734	11/1932	Stevenson	.	
3,389,481	6/1968	England	D2/972

3,789,523	2/1974	Rubin	.	
4,130,950	12/1978	Bazzle et al.	36/132
4,561,197	12/1985	Misevich	.	
4,811,502	3/1989	Barret	.	
5,197,210	3/1993	Sink	.	

OTHER PUBLICATIONS

Nike Footwear Catalog, p. 91, Air-Zoom Jewel-Saddle, Dec. 1997.
 Johnson and Murphy Shoe Catalog, The Cypress, p. 31; The Islander, p. 30; Dec. 1995.
 Nike 1989 Magazine, p. 29, Air Class C Plus.
 Boot & Records, Apr. 1922, p. 137, Ormond Shre.
 Foot-Joy 1989-90 Catalog.
 Nike Spring 1995 p. 17, All.
 Rockport Spring, 1995, p. 15.
 Footwear News Nov. 1989 News Article.

Primary Examiner—Louis S. Zarfes
Assistant Examiner—Gregory Andoll
Attorney, Agent, or Firm—Marshall, O’Toole, Gerstein, Murray & Borun

[57] CLAIM

The ornamental design for a saddle for a golf shoe upper, as shown and described.

DESCRIPTION

FIG. 1 is a perspective view of a saddle for a golf shoe upper according to the claimed design.
 FIG. 2 is a top plan view thereof;
 FIG. 3 is a bottom plan view thereof;
 FIG. 4 is a left side elevational view thereof;
 FIG. 5 is a right side elevational view thereof;
 FIG. 6 is a front elevational view thereof; and,
 FIG. 7 is a rear elevational view thereof.
 The broken lines in the Figures are for illustrative purposes only and form no part of the claimed design.

1 Claim, 2 Drawing Sheets

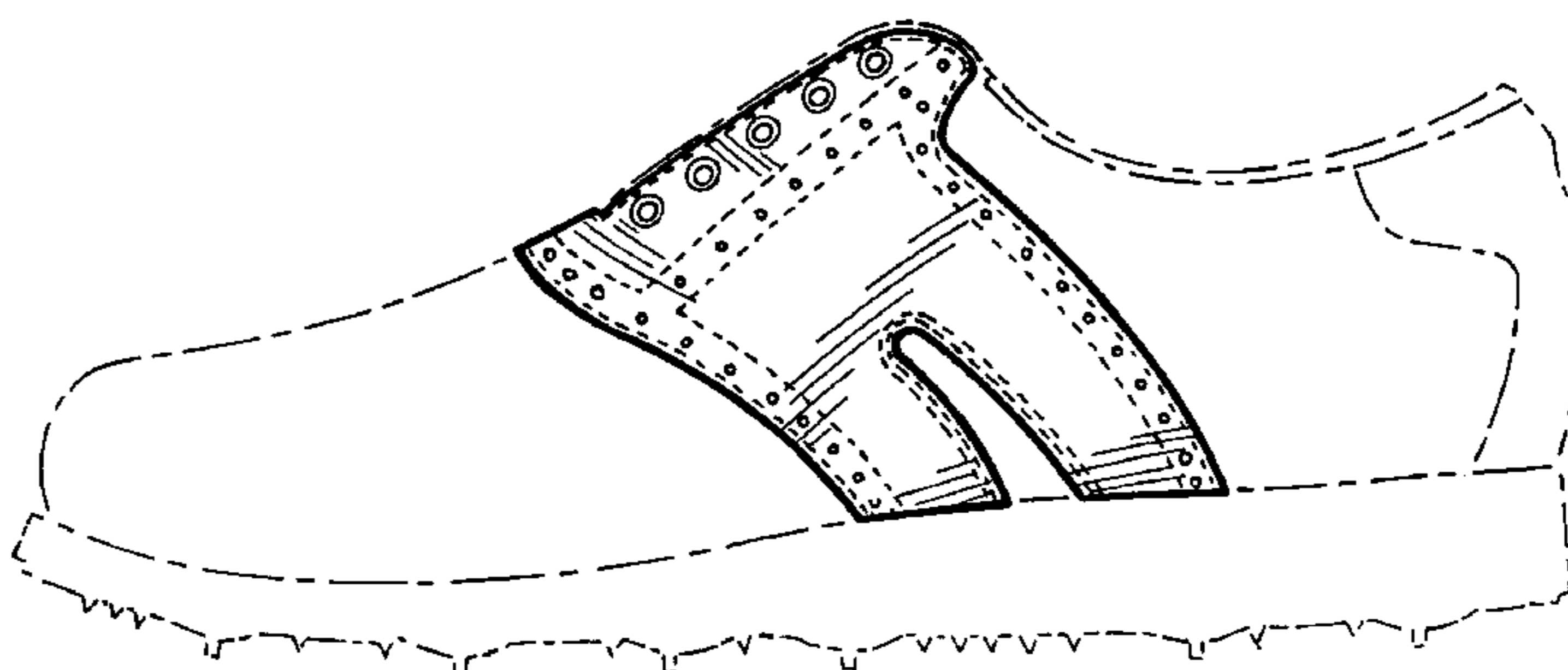
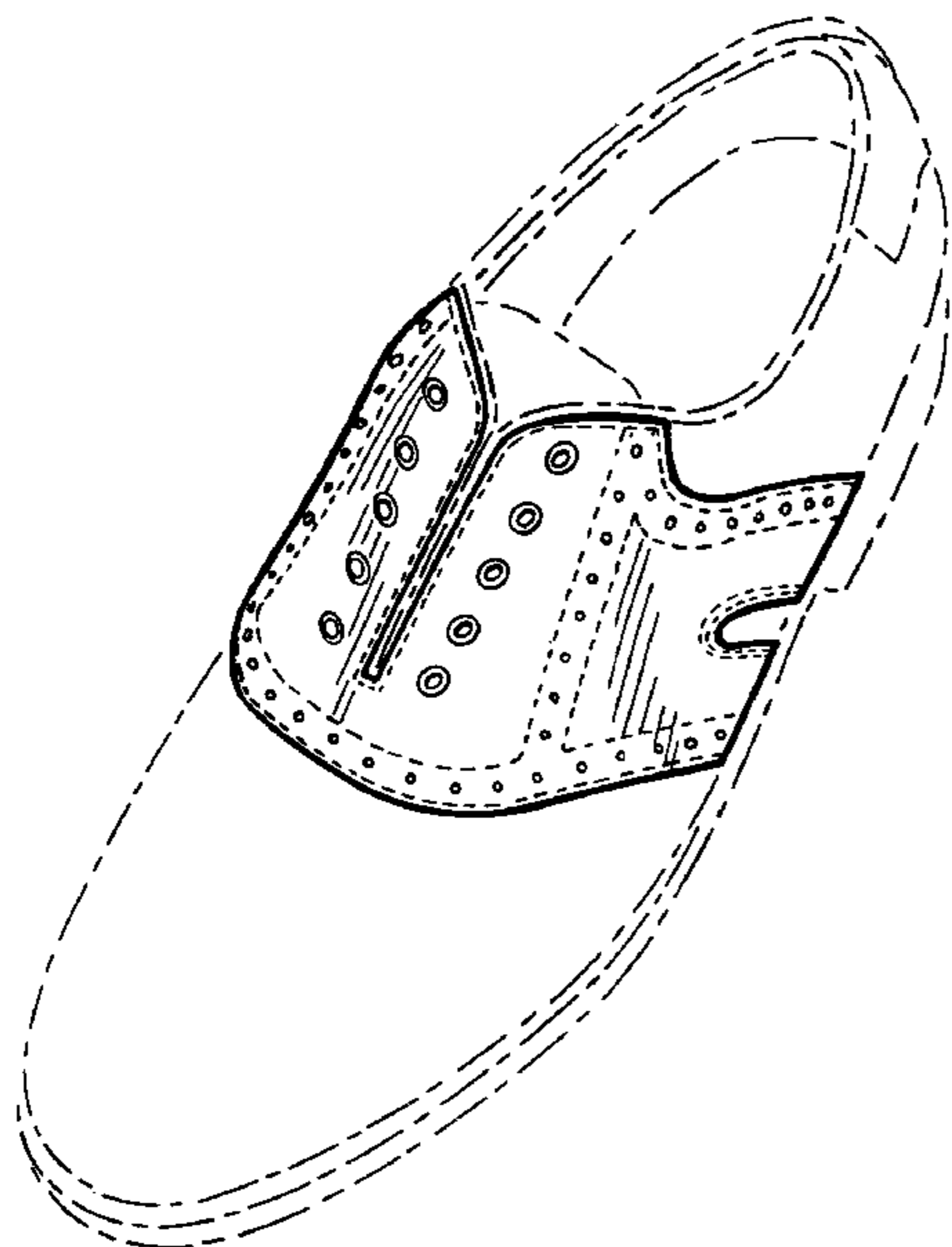


FIG. 1

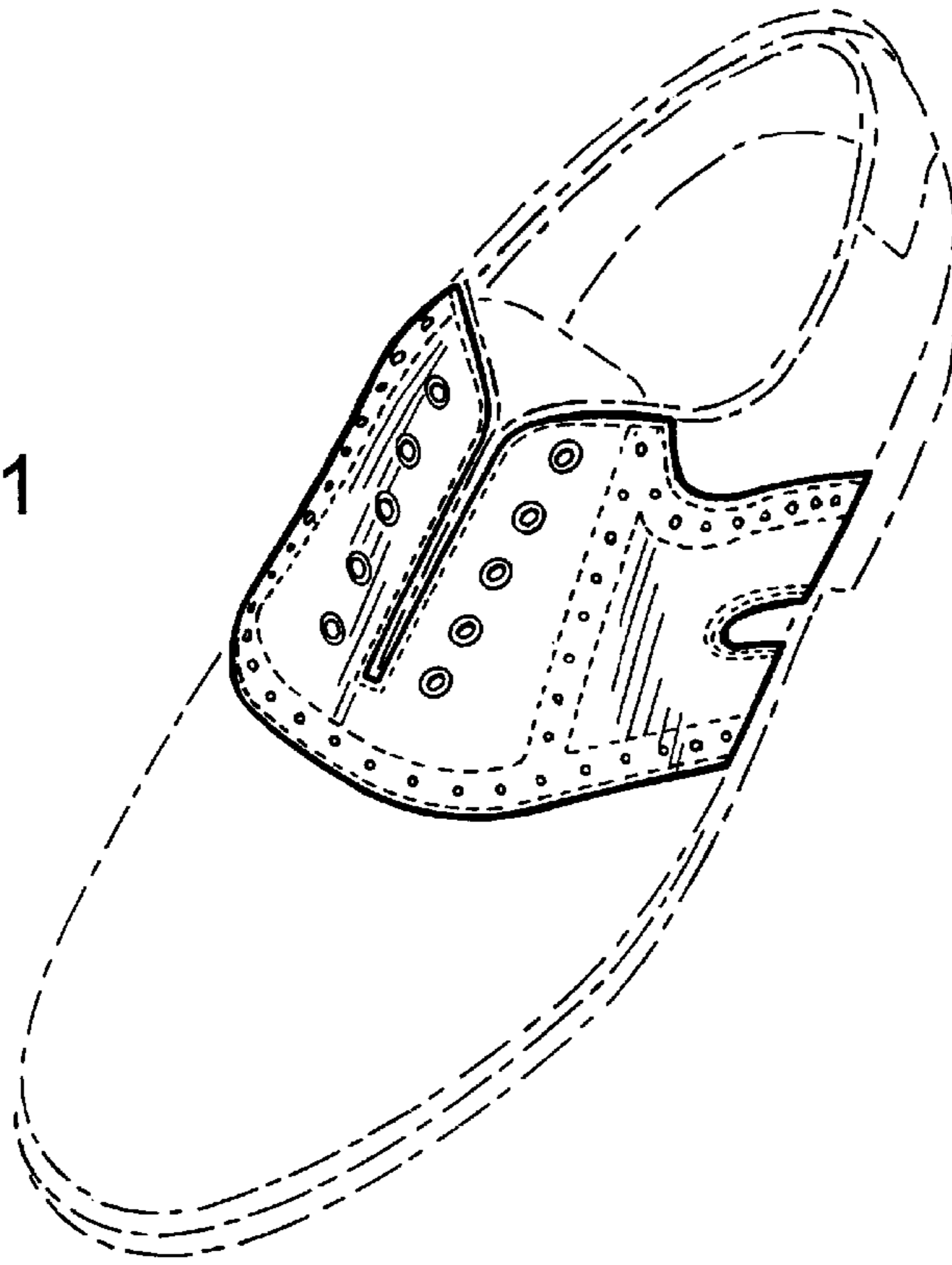


FIG. 2

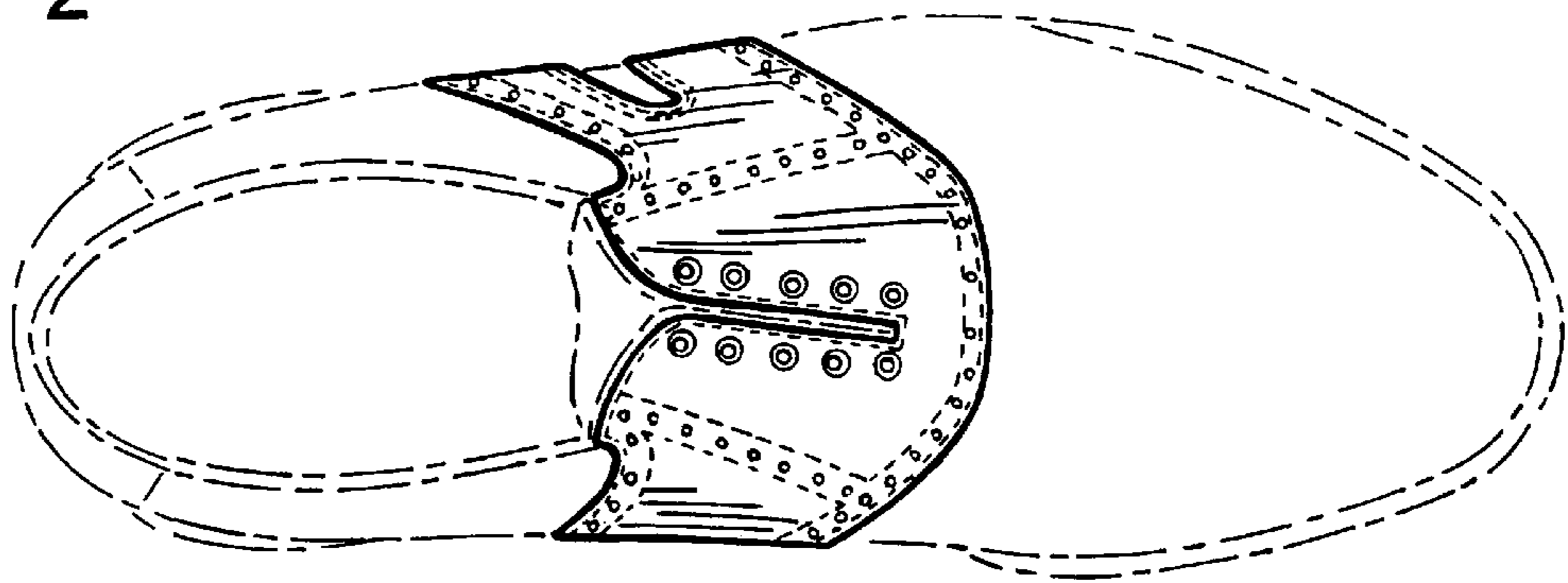


FIG. 3

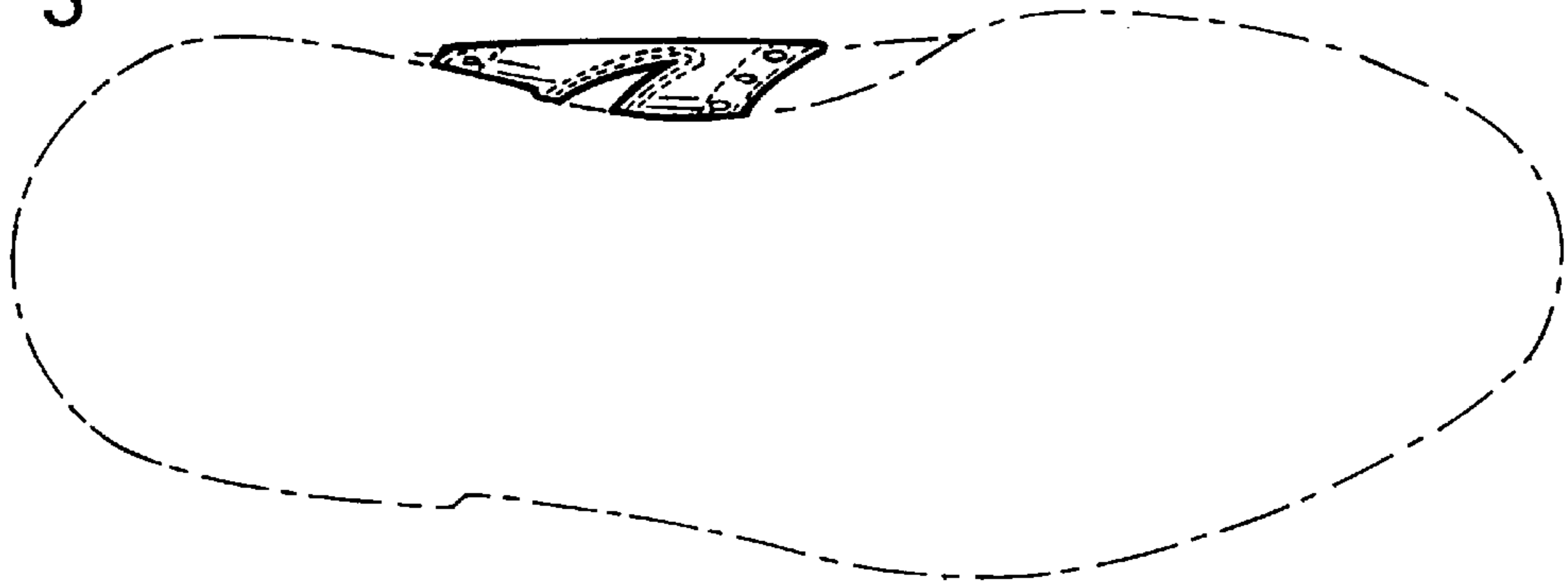


FIG. 4

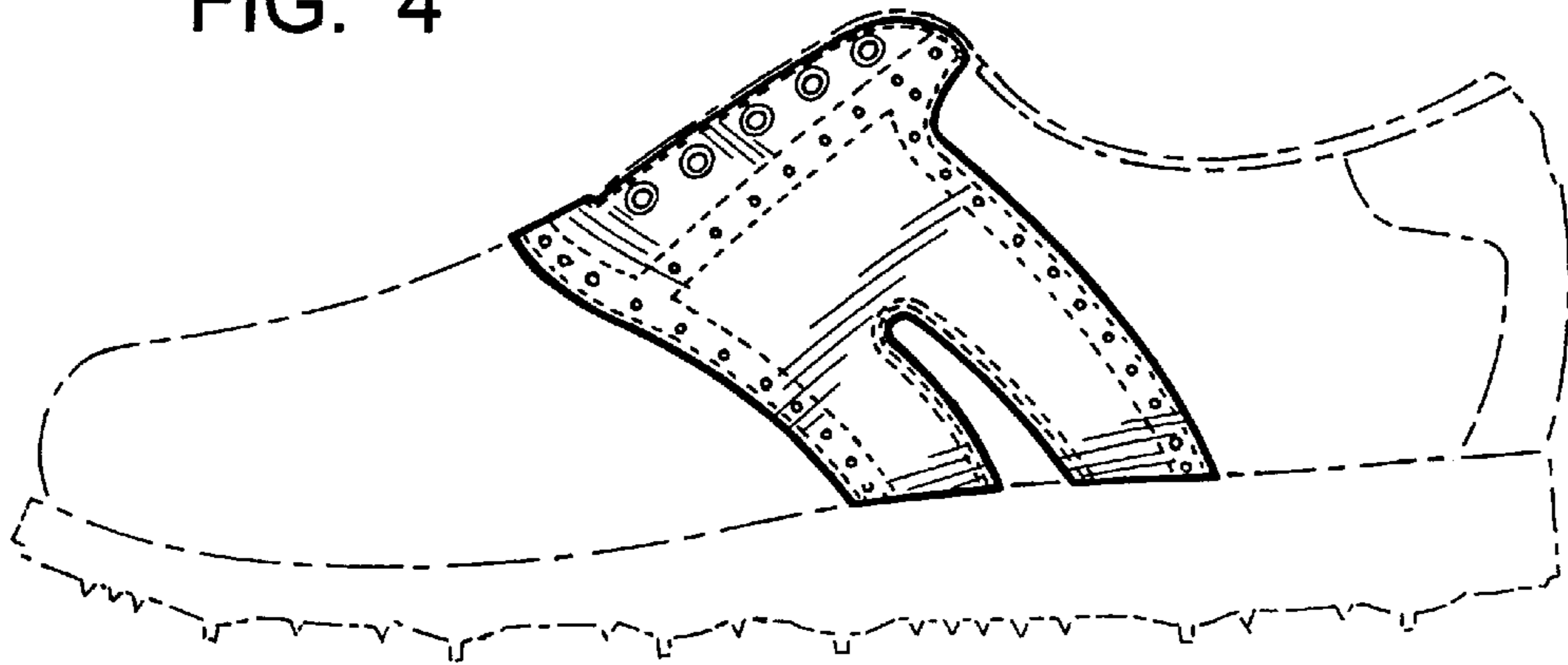


FIG. 5




FIG. 6

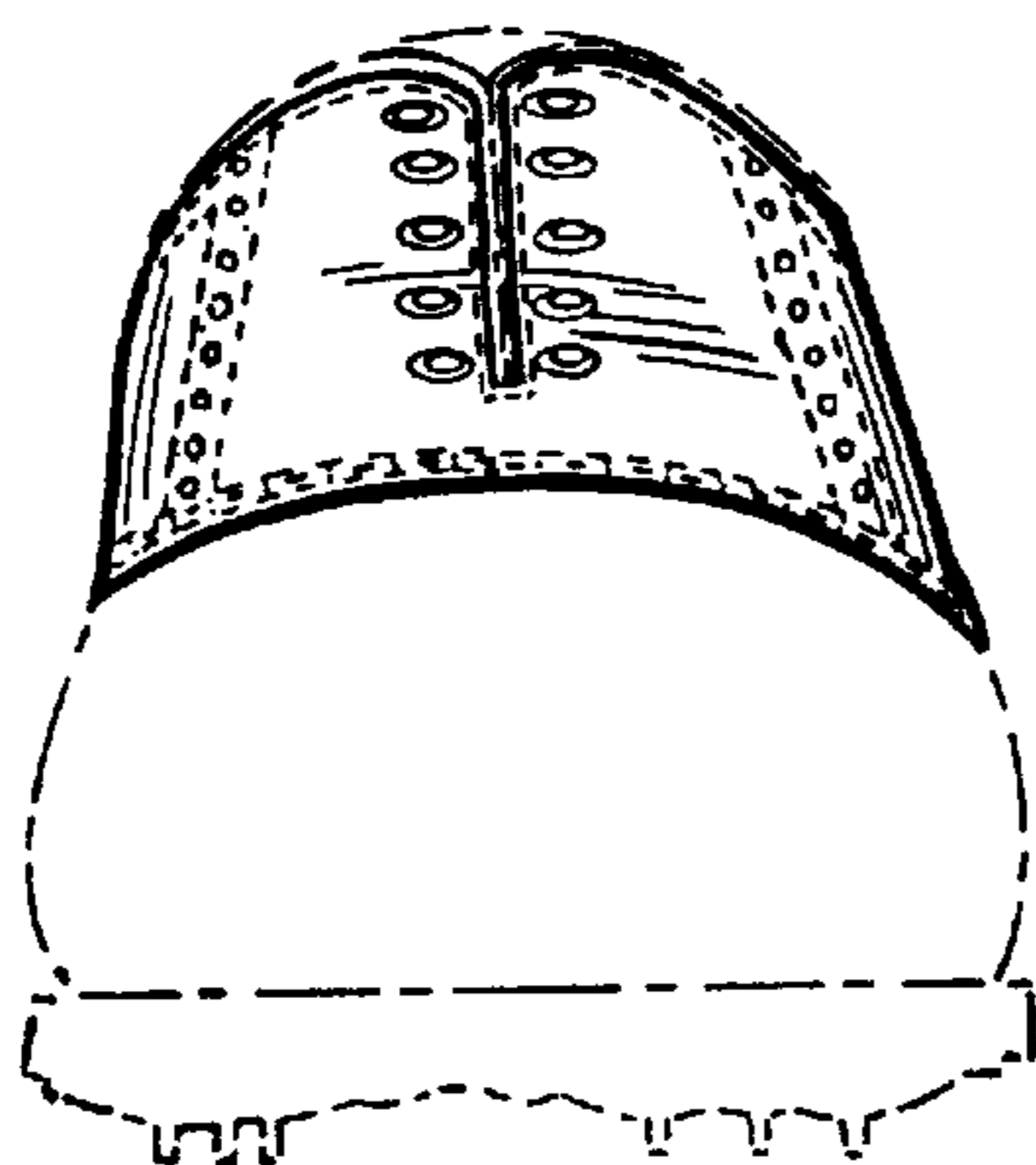


FIG. 7

