



US00D435148S

United States Patent [19]
Hsiang

[11] **Patent Number: Des. 435,148**

[45] **Date of Patent: ** Dec. 12, 2000**

[54] **DOG GIRDLE**

[75] Inventor: **Eddie Hsiang**, S. El Monte, Calif.

[73] Assignee: **US Webbing, Inc.**, S. El Monte, Calif.

[**] Term: **14 Years**

[21] Appl. No.: **29/108,928**

[22] Filed: **Aug. 6, 1999**

[51] **LOC (7) Cl.** **03-04**

[52] **U.S. Cl.** **D30/152**

[58] **Field of Search** D30/151, 152,
D30/153, 154; 119/792, 793, 860-865

[56] **References Cited**

U.S. PATENT DOCUMENTS

D. 297,577	9/1988	Tozawa	D30/152
D. 338,986	8/1993	Steiner	D30/152
2,453,010	11/1948	Graffin	119/864
4,047,505	9/1977	McAndless	119/864
5,785,010	7/1998	Koch	119/863

OTHER PUBLICATIONS

Doctors Foster and Smith, Safety Collar, p. 58, 1997.

Primary Examiner—Louis S. Zarfes

Assistant Examiner—Catherine R. Oliver

Attorney, Agent, or Firm—Raymond Y. Chan; David and Raymond

[57] **CLAIM**

The ornamental design for a dog girdle, as shown.

DESCRIPTION

FIG. 1 is a perspective view showing my new design in stretch position.

FIG. 2 is a top view thereof.

FIG. 3 is a bottom view thereof.


FIG. 4 is a front view thereof.

FIG. 5 is a left side view thereof.

FIG. 6 is a right side view thereof; and,

FIG. 7 is a perspective view showing my new design in a fastened position.

1 Claim, 7 Drawing Sheets






FIG. 1



FIG. 2



FIG. 3



FIG. 4




FIG. 5



FIG. 6



FIG. 7