



US00D435127S

United States Patent [19]

Suzuki et al.

[11] Patent Number: **Des. 435,127**

[45] Date of Patent: **** Dec. 12, 2000**

[54] FLASHLIGHT

[75] Inventors: **Shigenori Suzuki**, Hamamatsu;
Yukihiro Yamamoto, Kosai, both of
Japan

[73] Assignee: **FDK Corporation**, Tokyo, Japan

[**] Term: **14 Years**

[21] Appl. No.: **29/124,125**

[22] Filed: **May 31, 2000**

[30] **Foreign Application Priority Data**

Dec. 17, 1999 [JP] Japan 11-35689

[51] **LOC (7) Cl.** **26-02**

[52] **U.S. Cl.** **D26/49**

[58] **Field of Search** D26/37-50; 362/157,
362/158, 171, 183-208

[56] **References Cited**

U.S. PATENT DOCUMENTS

D. 367,721 3/1996 Maglica D26/49

D. 368,147 3/1996 Bamber et al. D26/49
D. 370,543 6/1996 Huen D26/49
D. 396,314 7/1998 Chiu D26/49
D. 440,761 6/1999 Chiu D26/49

Primary Examiner—Marcus A. Jackson
Attorney, Agent, or Firm—Arter & Hadden LLP

[57] **CLAIM**

The ornamental design for a flashlight, as shown and described.

DESCRIPTION

FIG. 1 is a front elevational view of a flashlight showing our new design;

FIG. 2 is a rear elevational view thereof;

FIG. 3 is a left side elevational view thereof;

FIG. 4 is a top plan view thereof;

FIG. 5 is a right side elevational view thereof; and,

FIG. 6 is a bottom plan view thereof.

1 Claim, 1 Drawing Sheet

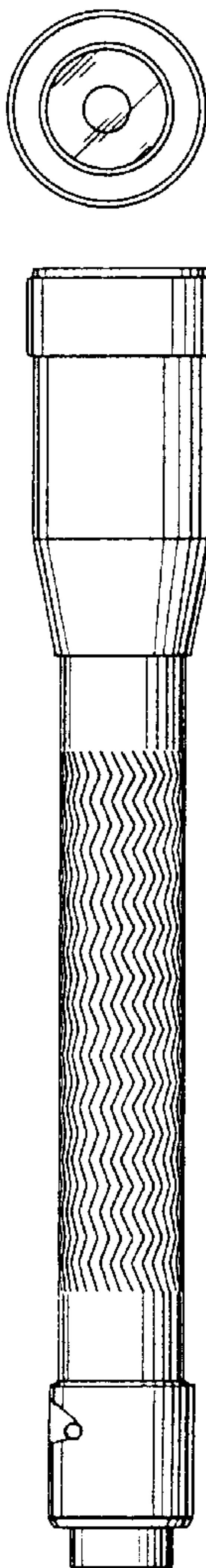


FIG.1

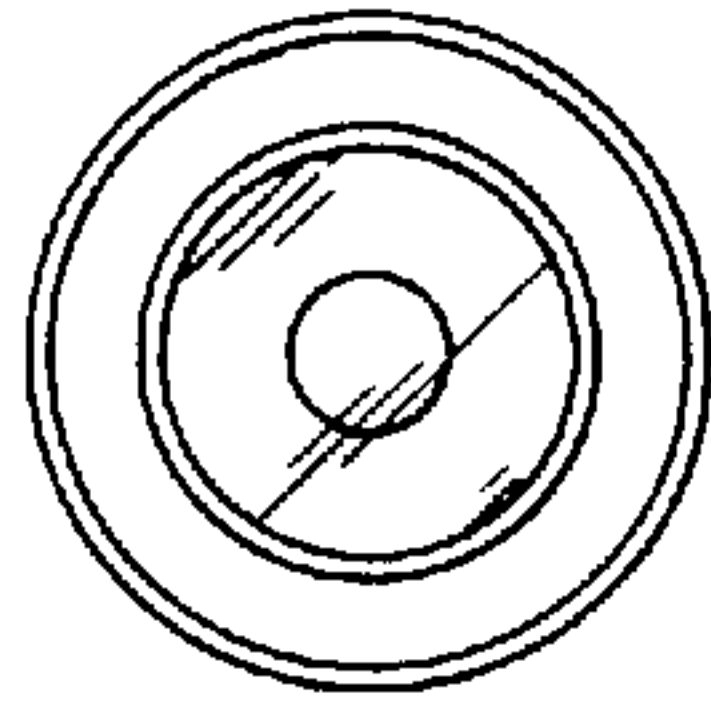


FIG.2

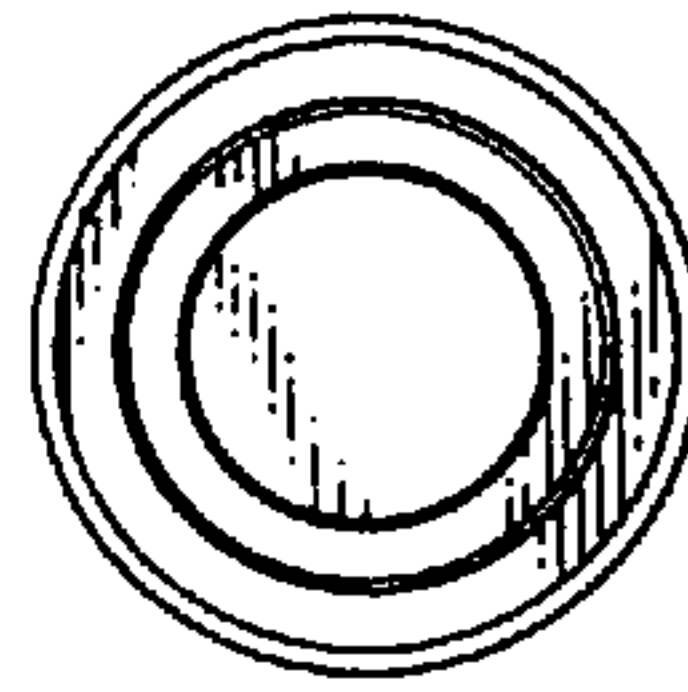


FIG.3




FIG.4




FIG.5




FIG.6

