



US00D435082S

United States Patent [19]

Tsutsumi

[11] Patent Number: **Des. 435,082**

[45] Date of Patent: **** Dec. 12, 2000**

[54] LURE
[75] Inventor: **Teruhiro Tsutsumi**, Hamamatsu, Japan

664,476 12/1900 Hall 43/42.45
2,129,245 9/1938 Stenstrom 43/42.39
2,994,982 8/1961 Murawski 43/42.35

[73] Assignee: **Shintowa Co., Ltd.**, Shizuoka-Ken, Japan

Primary Examiner—Louis S. Zarfaz
Assistant Examiner—Inga-Maria Hyttinen
Attorney, Agent, or Firm—Darby & Darby

[**] Term: **14 Years**

[57] **CLAIM**

[21] Appl. No.: **29/122,040**

The ornamental design for a lure, as shown and described.

[22] Filed: **Apr. 18, 2000**

DESCRIPTION

[51] LOC (7) Cl. **22-05**

FIG. 1 is a front elevational view of a lure, showing my new design;

[52] U.S. Cl. **D22/131**

FIG. 2 is a left side elevational view thereof;

[58] Field of Search D22/126-133,
D22/134, 144, 145, 146; 43/42.35, 42.39,
42.45

FIG. 3 is a right side elevational view thereof;

FIG. 4 is a rear elevational view thereof;

FIG. 5 is a top plan view thereof;

FIG. 6 is a bottom plan view thereof; and,

FIG. 7 is a perspective view thereof as seen from the left front.

[56] **References Cited**

U.S. PATENT DOCUMENTS

D. 244,288 5/1977 Jackson D22/133
D. 389,894 1/1998 Hockmeyer et al. D22/133

1 Claim, 3 Drawing Sheets

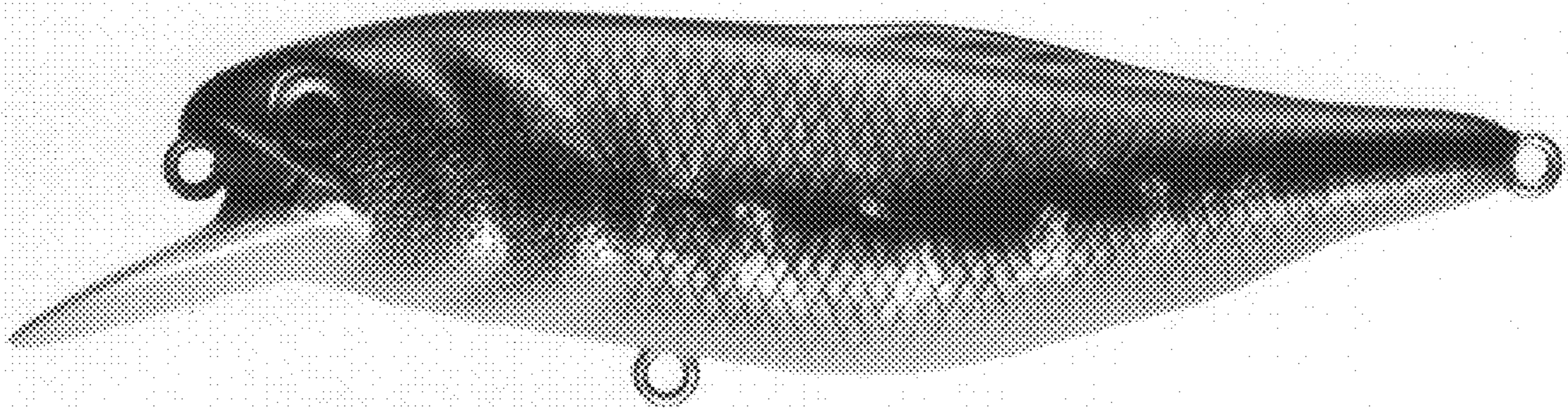


Fig. 1.




Fig. 2.




Fig. 3.

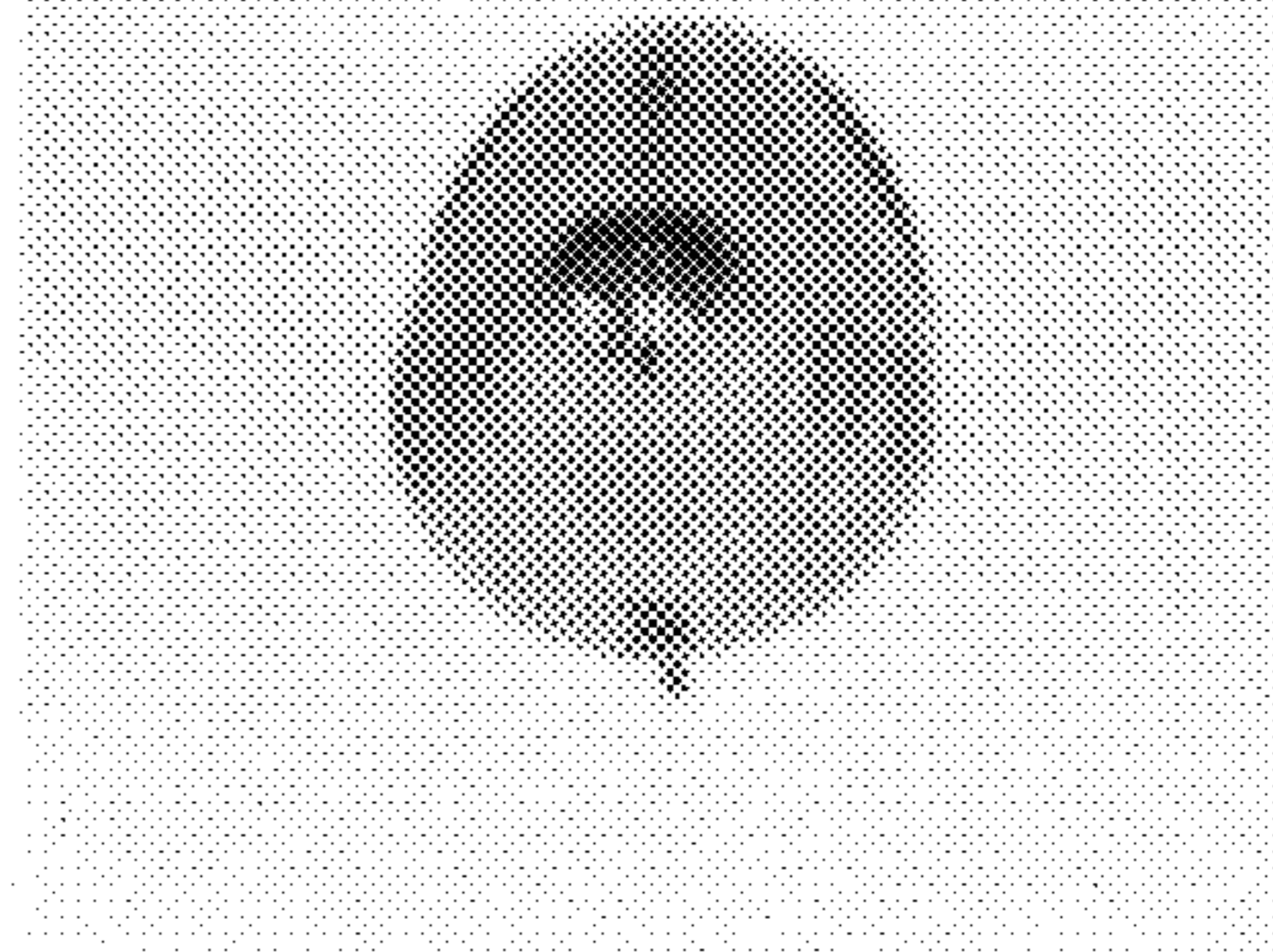


Fig. 4.




Fig. 5.




Fig. 6.

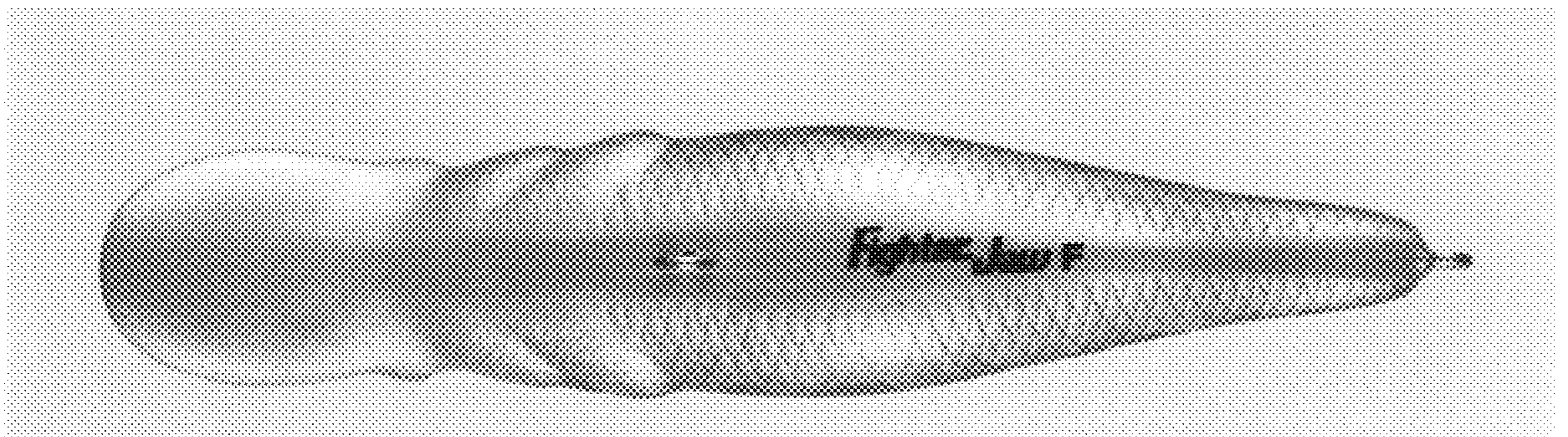


Fig. 7.

