



US00D435076S

# United States Patent [19] Racine

[11] Patent Number: Des. 435,076

[45] Date of Patent: \*\* Dec. 12, 2000

[54] IN-LINE ROLLER SKATE

[75] Inventor: Bertrand Racine, Lasalle, Canada

[73] Assignee: Bauer Nike Hockey Inc., Canada

[\*\*] Term: 14 Years

[21] Appl. No.: 29/106,215

[22] Filed: Jun. 9, 1999

### Related U.S. Application Data

[62] Division of application No. 29/078,852, Nov. 4, 1997, Pat. No. Des. 416,301.

### [30] Foreign Application Priority Data

May 5, 1997 [CA] Canada ..... 1997-1139

[51] LOC (7) Cl. .... 21-02

[52] U.S. Cl. .... D21/764

[58] Field of Search ..... D2/896, 902, 904;  
D21/760, 763, 764; 280/11.19, 11.2, 11.22,  
11.23, 11.27

### [56] References Cited

#### U.S. PATENT DOCUMENTS

|            |         |               |       |           |
|------------|---------|---------------|-------|-----------|
| D. 346,633 | 5/1994  | Conte         | ..... | D21/764   |
| D. 355,523 | 2/1995  | Losi, II      | ..... | D2/904    |
| D. 365,617 | 12/1995 | Chen          | ..... | D21/764   |
| D. 366,921 | 2/1996  | Losi, II      | ..... | D21/764   |
| D. 368,757 | 4/1996  | Conte         | ..... | D21/764   |
| 5,829,757  | 11/1998 | Chiang et al. | ..... | 280/11.22 |

#### OTHER PUBLICATIONS

Toys R Us 1993 Catalog, p. 53 Phantom GT In-Line Skates.  
Chicago Skates Catalog, p. 4, JetStreamer Skate, top left.

Primary Examiner—Sandra L. Morris

Attorney, Agent, or Firm—Finnegan, Henderson, Farabow,  
Garrett & Dunner LLP

### [57] CLAIM

I claim the ornamental design for an in-line roller skate, as shown and described.

### DESCRIPTION

FIG. 1 is a perspective view of the first embodiment of the design for an in-line roller skate;

FIG. 2 is a left side elevational view of the in-line roller skate of FIG. 1;

FIG. 3 is a top plan view of the in-line roller skate of FIG. 1;

FIG. 4 is a front elevational view of the in-line roller skate of FIG. 1;

FIG. 5 is a rear elevational view of the in-line roller skate of FIG. 1;

FIG. 6 is a bottom plan view of the in-line roller skate of FIG. 1;

FIG. 7 is a right side elevational view of the in-line roller skate of FIG. 1;

FIG. 8 is a perspective view of a second embodiment of the design for an in-line roller skate;

FIG. 9 is a left side elevational view of the in-line roller skate of FIG. 8;

FIG. 10 is a top plan view of the in-line roller skate of FIG. 8;

FIG. 11 is a front elevational view of the in-line roller skate of FIG. 8;

FIG. 12 is a rear elevational view of the in-line roller skate of FIG. 8;

FIG. 13 is a bottom plan view of the in-line roller skate of FIG. 8; and,

FIG. 14 is a right side elevational view of the in-line roller skate of FIG. 8.

1 Claim, 8 Drawing Sheets



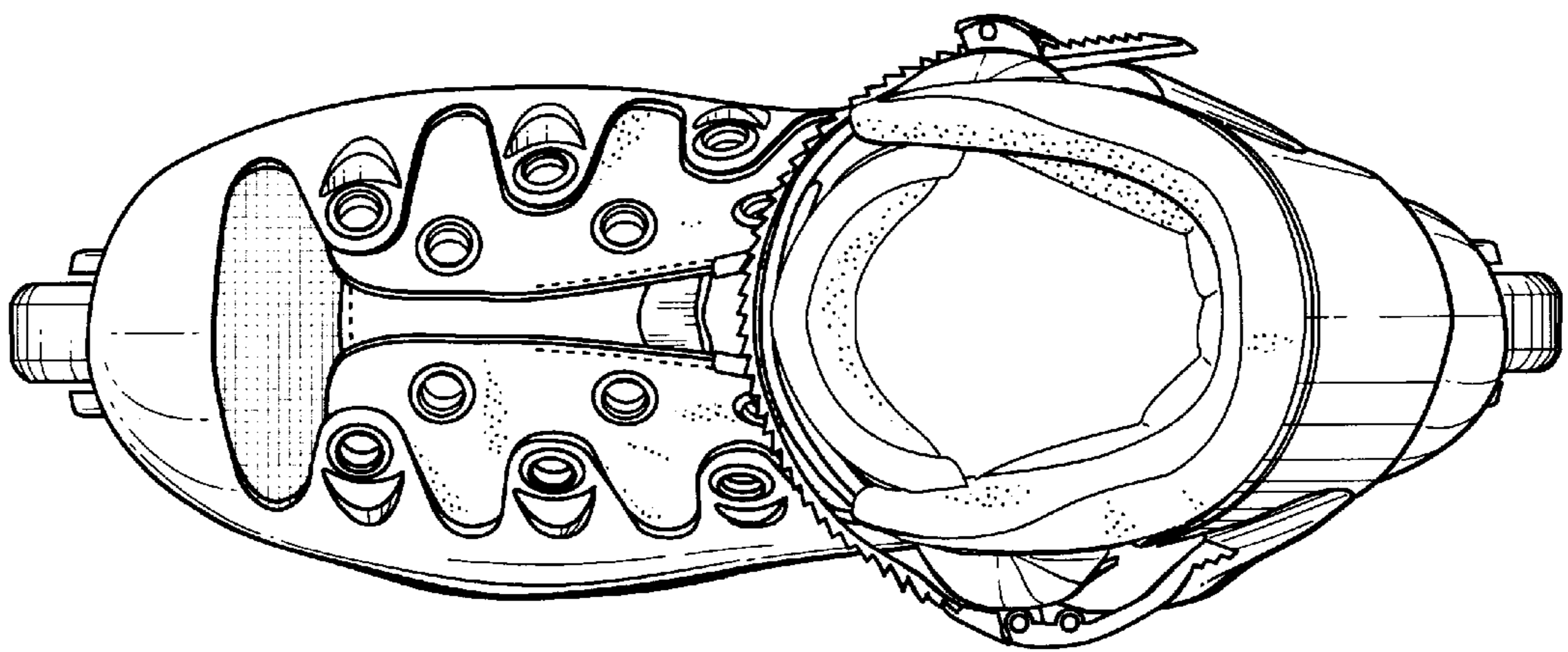


***Fig. 1***

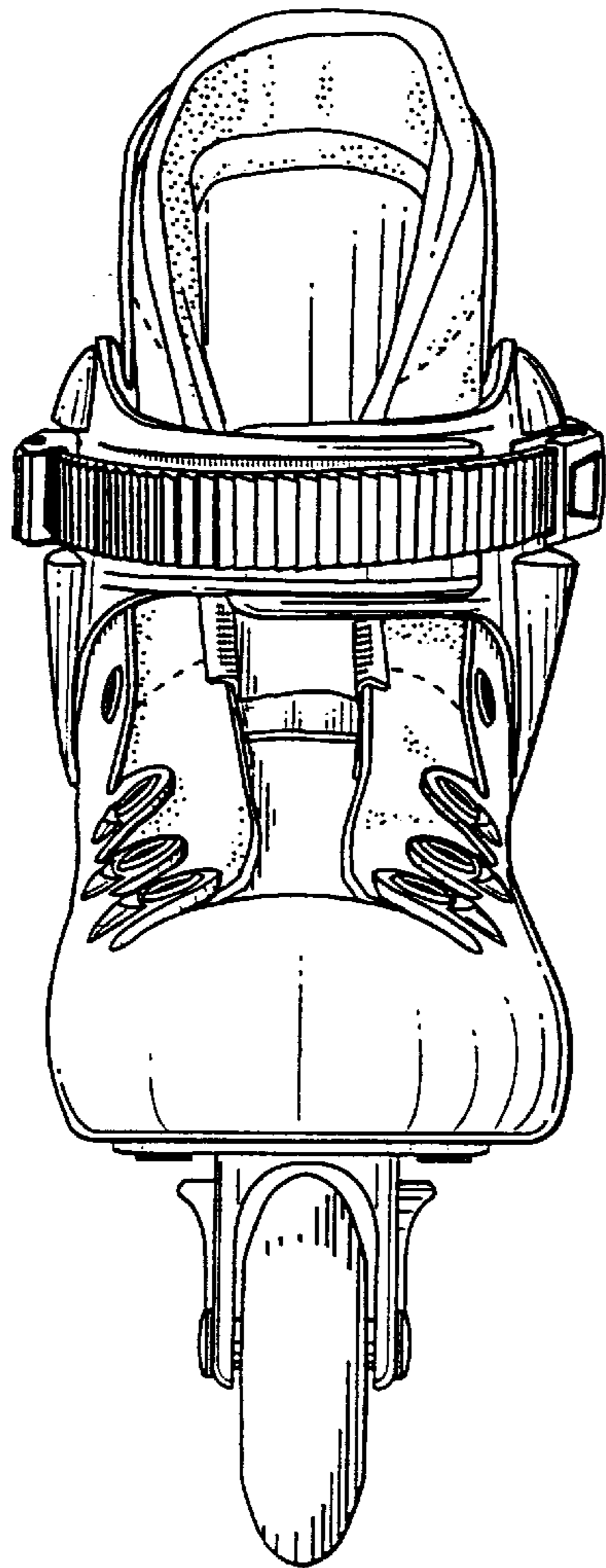




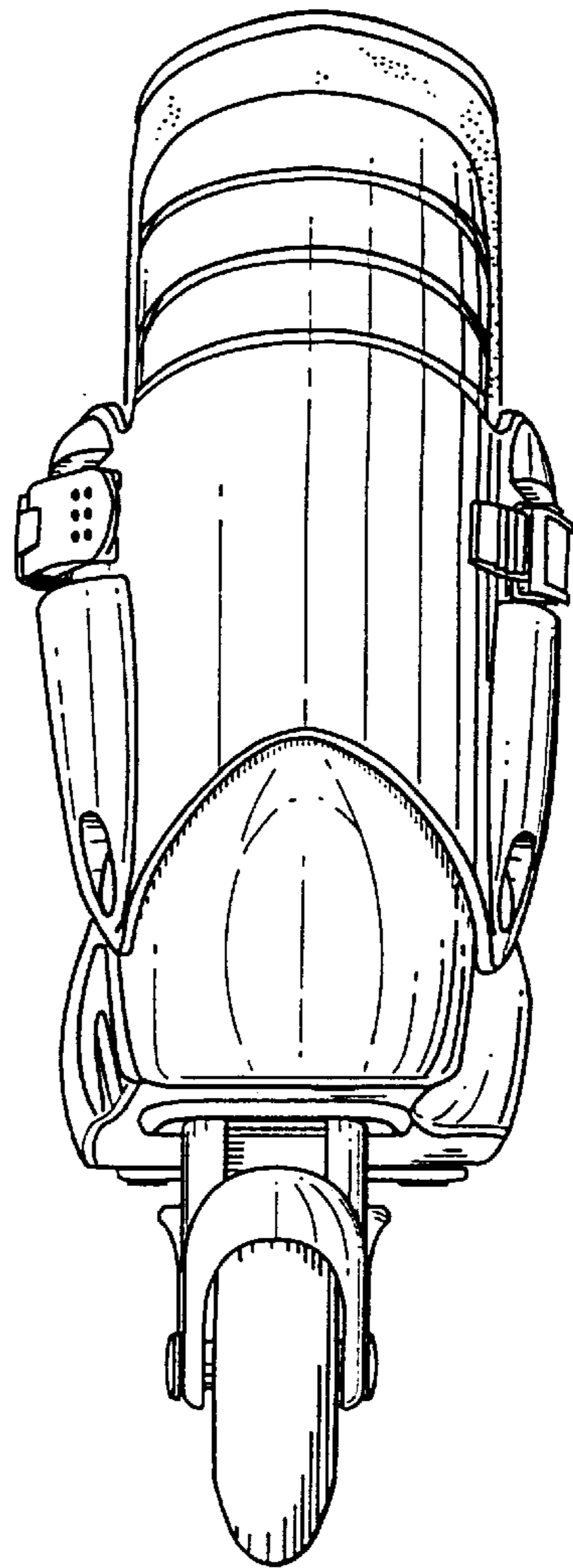
**Fig.2**



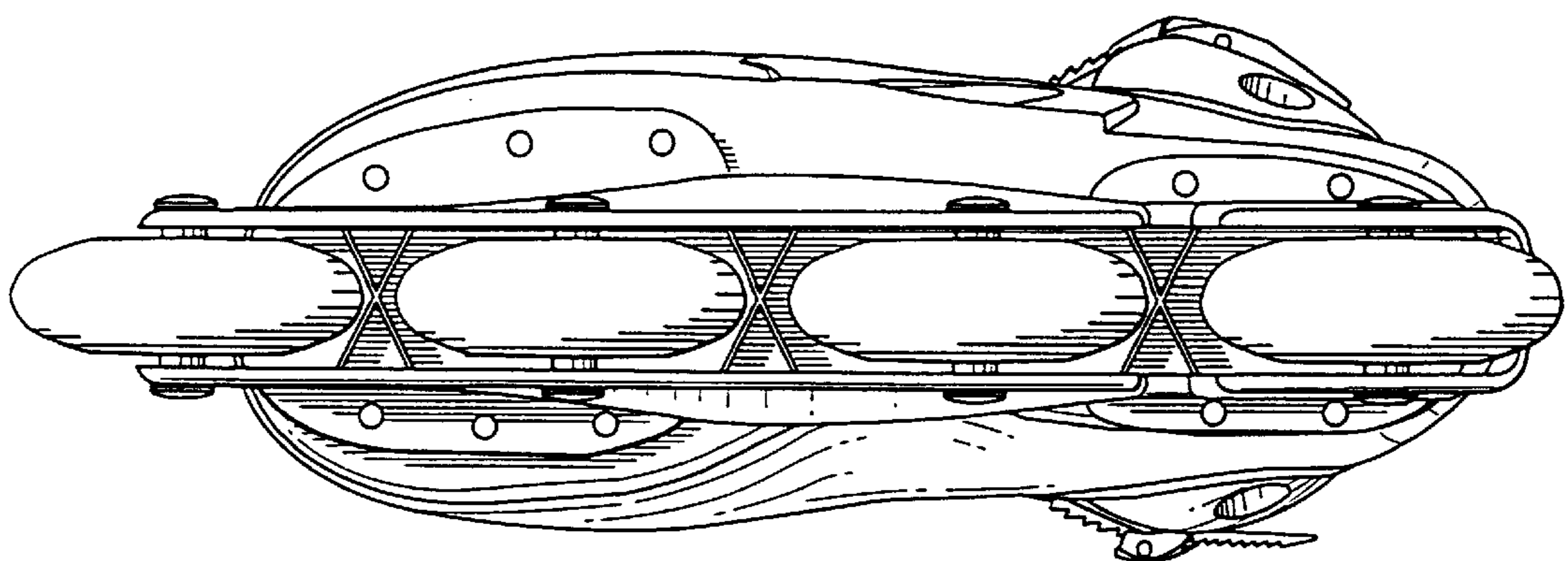
**Fig.3**



**Fig.4**



**Fig.5**



**Fig.6**



**Fig.7**

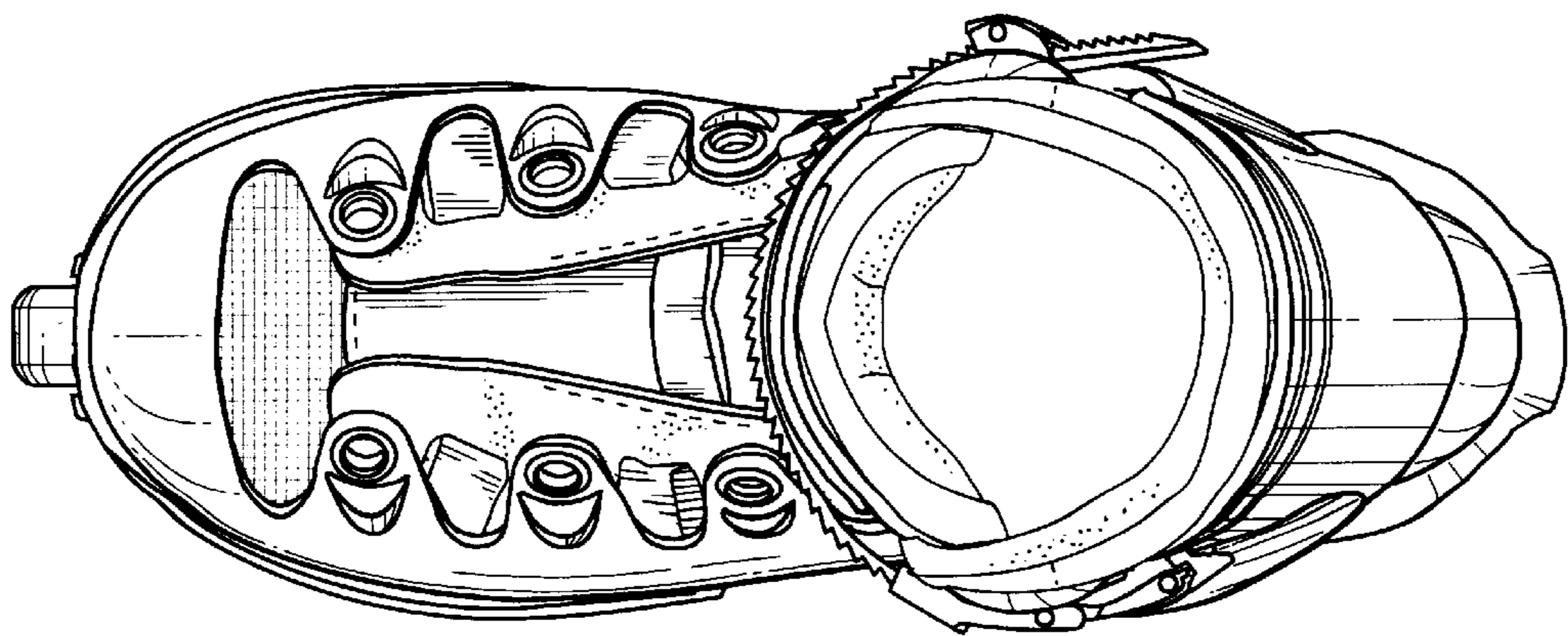




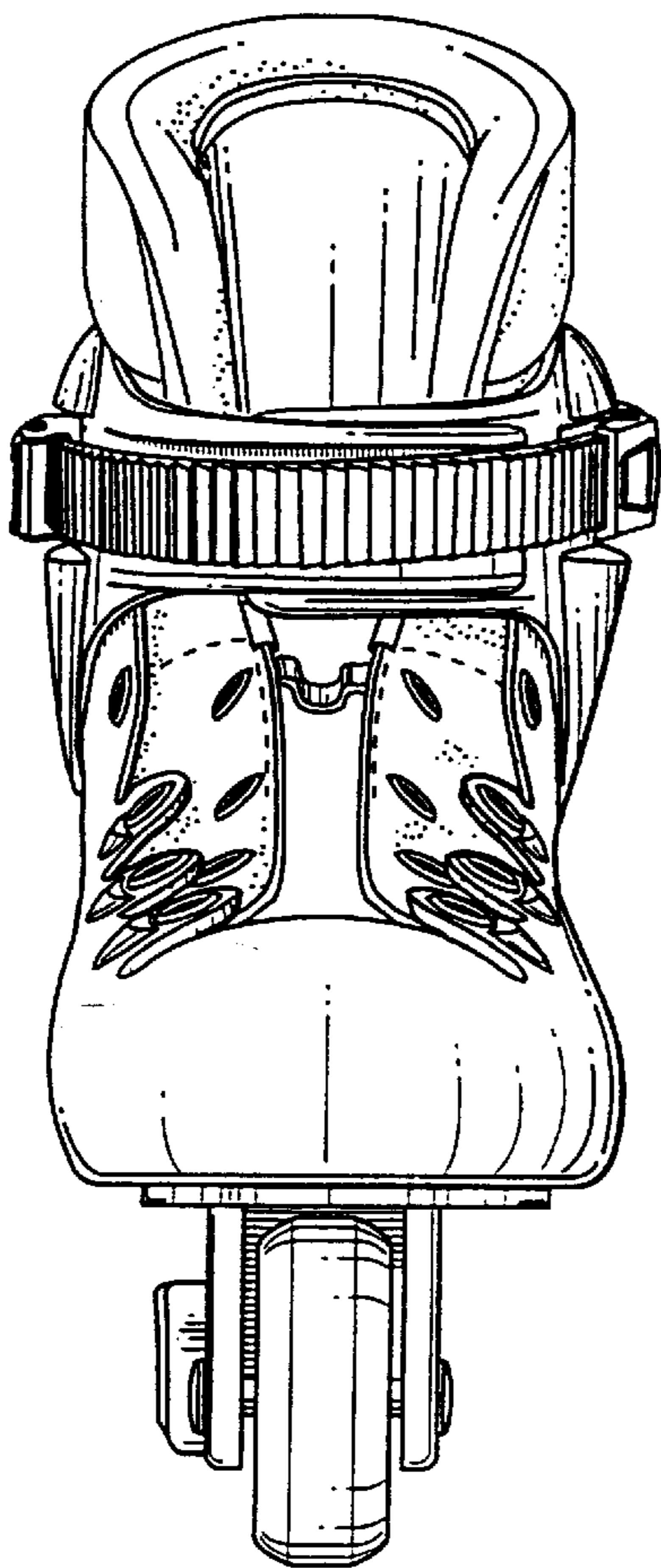
***Fig.8***



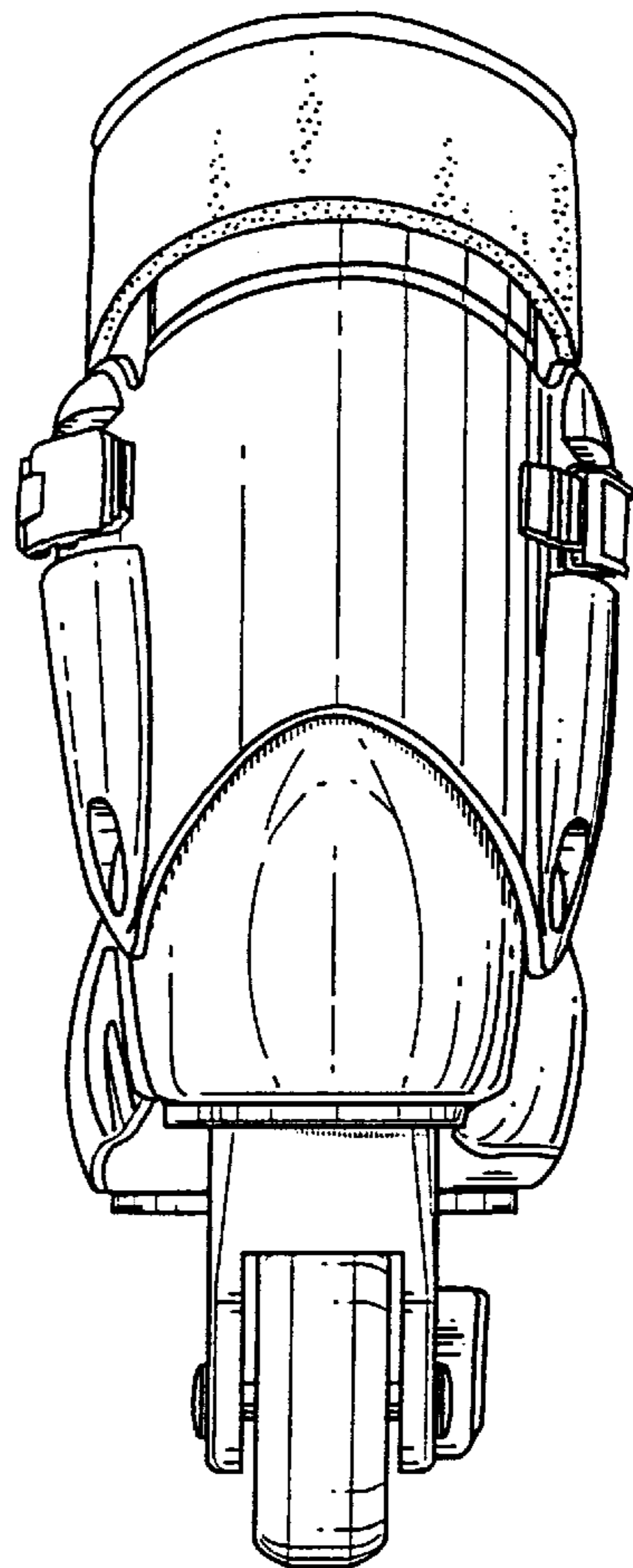
**Fig. 9**



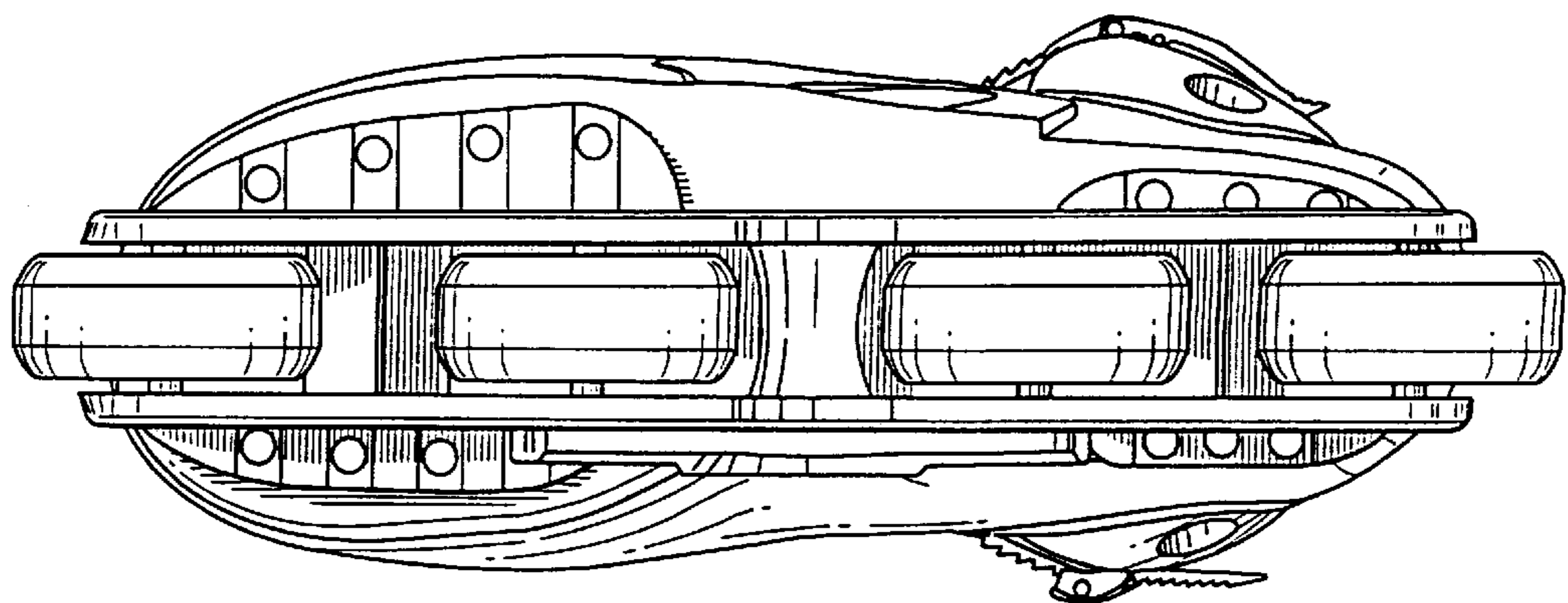
**Fig. 10**



**Fig. 11**



**Fig. 12**



**Fig. 13**





**Fig.14**