



US00D435065S

United States Patent [19] Nagel

[11] **Patent Number: Des. 435,065**

[45] **Date of Patent: ** Dec. 12, 2000**

[54] **WRITING INSTRUMENT**

[75] Inventor: **Theo Nagel**, Bad Salzuflen, Germany

[73] Assignee: **rou-bill Produktion Theo Nagel GmbH & Co. KG**, Bad Salzuflen, Germany

[**] Term: **14 Years**

[21] Appl. No.: **29/101,814**

[22] Filed: **Mar. 11, 1999**

[30] **Foreign Application Priority Data**

Sep. 11, 1998 [DE] Germany 4 98 08 996

[51] **LOC (7) Cl.** **19-06**

[52] **U.S. Cl.** **D19/50; D19/48; D19/56; D19/55**

[58] **Field of Search** D19/35, 36, 41-51, D19/53-58, 81-85; 401/6, 7, 88, 99, 100, 103, 104, 109, 209

[56] **References Cited**

U.S. PATENT DOCUMENTS

D. 265,212	6/1982	Spiegel	D19/47
D. 283,901	5/1986	Horntrich	D19/50
D. 359,758	6/1995	Inami	D19/55
D. 368,738	4/1996	Osada et al.	D19/51
D. 388,825	1/1998	Kouda	D19/49
D. 395,674	6/1998	Gacia	D19/51

Primary Examiner—Martie K. Holtje
Attorney, Agent, or Firm—Henry M. Feiereisen

[57] **CLAIM**

The ornamental design for a writing instrument, as shown and described.

DESCRIPTION

FIG. 1 is a top, right front perspective view of a writing instrument, showing my new design;
FIG. 2 is a rear elevational view thereof; and,
FIG. 3 is a front elevational view thereof.

1 Claim, 1 Drawing Sheet

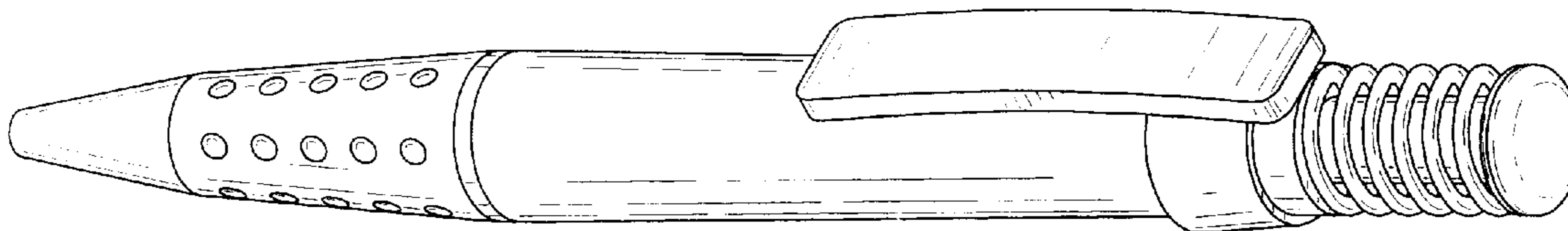


FIG. 1

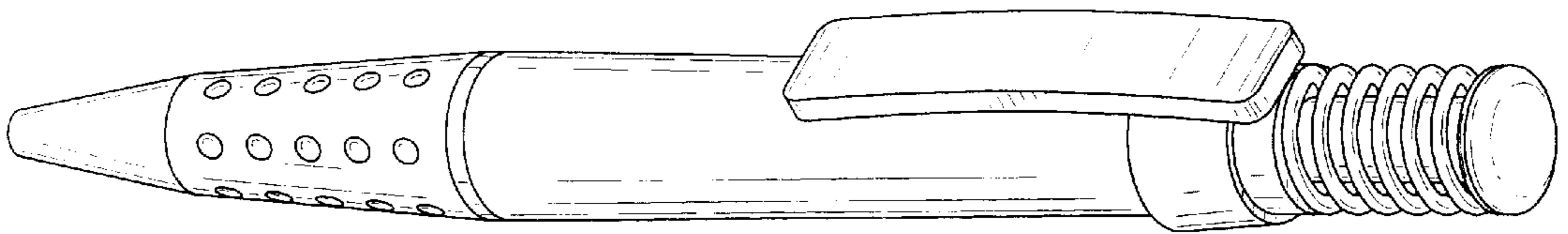


FIG. 2




FIG. 3

