



US00D435060S

# United States Patent [19] Hung

[11] **Patent Number: Des. 435,060**

[45] **Date of Patent: \*\* Dec. 12, 2000**

[54] **DOCUMENT SHREDDER**

[75] Inventor: **Chi Min Hung**, Taipei, Taiwan

[73] Assignee: **Atico International USA, Inc.**, Ft. Lauderdale, Fla.

[\*\*] Term: **14 Years**

[21] Appl. No.: **29/117,886**

[22] Filed: **Feb. 1, 2000**

[51] **LOC (7) Cl.** ..... **18-34**

[52] **U.S. Cl.** ..... **D18/34**

[58] **Field of Search** ..... D18/34, 99, 68, D18/72, 86, 100; D24/220; 221/222; 83/566, 571, 613, 633, 911; 241/236, 100, 169.1; D15/127, 128, 129, 141; 412/39, 40, 37, 43, 16, 7, 33, 38, 900; 156/908; 281/21.1, 27.2, 28

D. 370,689 6/1996 Harris ..... D18/34  
D. 375,973 11/1996 Kennedy et al. .... D18/34  
D. 404,756 1/1999 Dziersek ..... D18/34  
D. 410,946 6/1999 Holderfield ..... D18/34

*Primary Examiner*—Louis S. Zarfaz  
*Assistant Examiner*—Inga-Maria Hyttinen  
*Attorney, Agent, or Firm*—Cobrin & Gittes

[57] **CLAIM**

The ornamental design for a document shredder, as shown and described.

**DESCRIPTION**

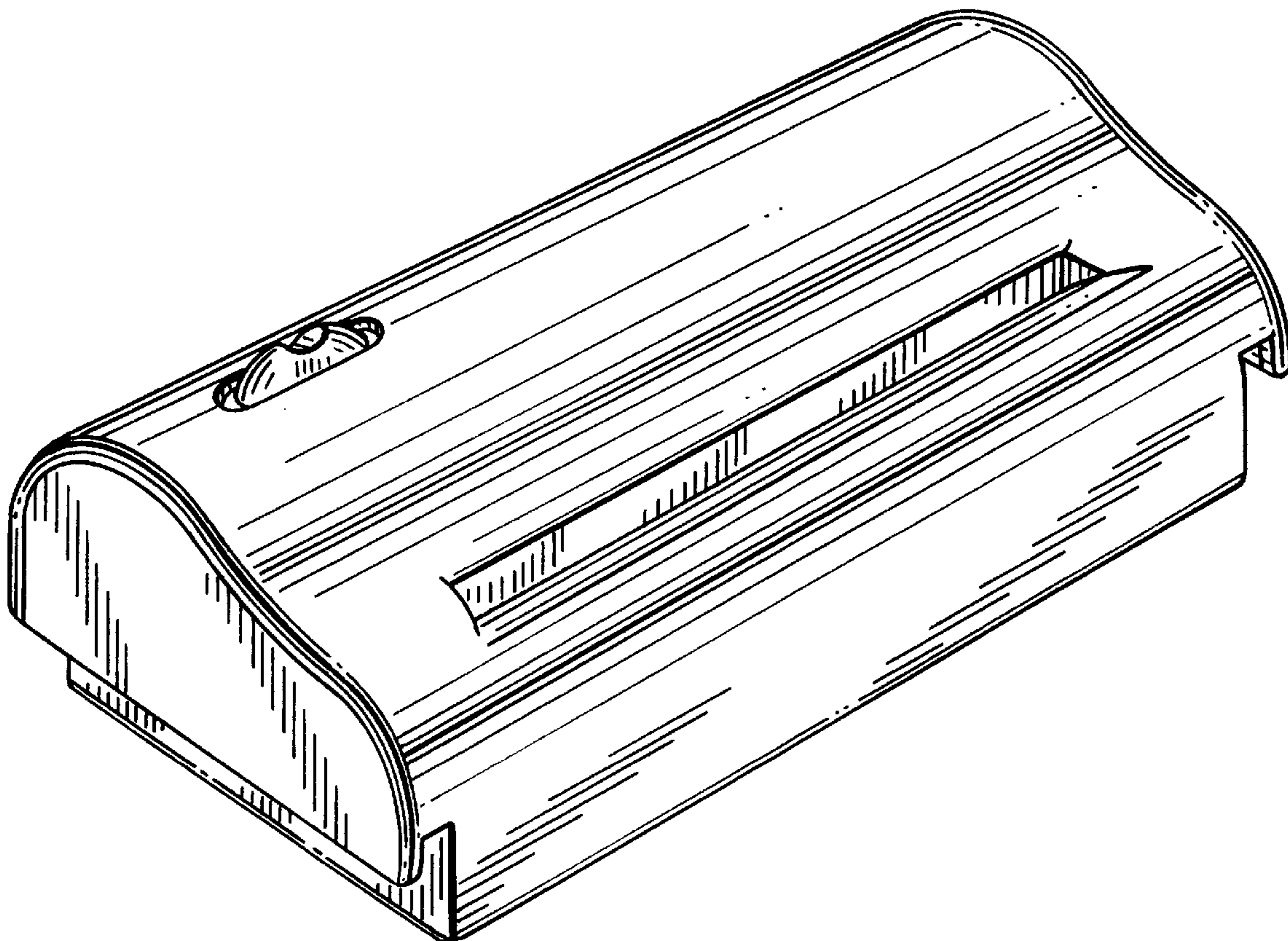
FIG. 1 is a top perspective view of a document shredder in accordance with the invention;  
FIG. 2 is a right side view thereof, it being understood that the opposite side is a mirror image thereof;  
FIG. 3 is an enlarged top plan view thereof;  
FIG. 4 is an enlarged front view thereof;  
FIG. 5 is an enlarged rear view thereof; and,  
FIG. 6 is an enlarged bottom plan view thereof.

[56] **References Cited**

**U.S. PATENT DOCUMENTS**

D. 327,904 7/1992 Silver et al. .... D18/34

**1 Claim, 4 Drawing Sheets**



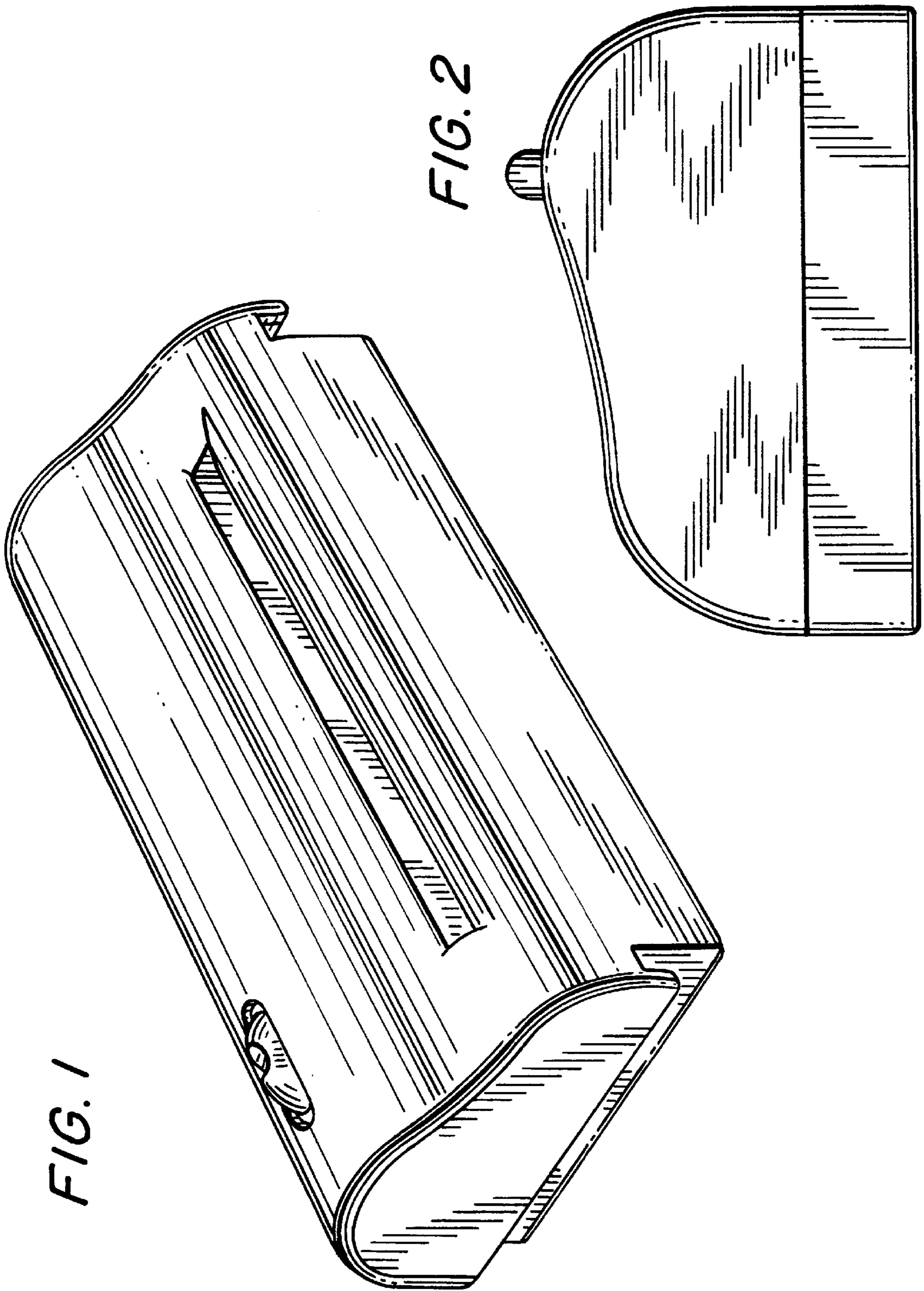


FIG. 1

FIG. 2

FIG. 3




FIG. 4

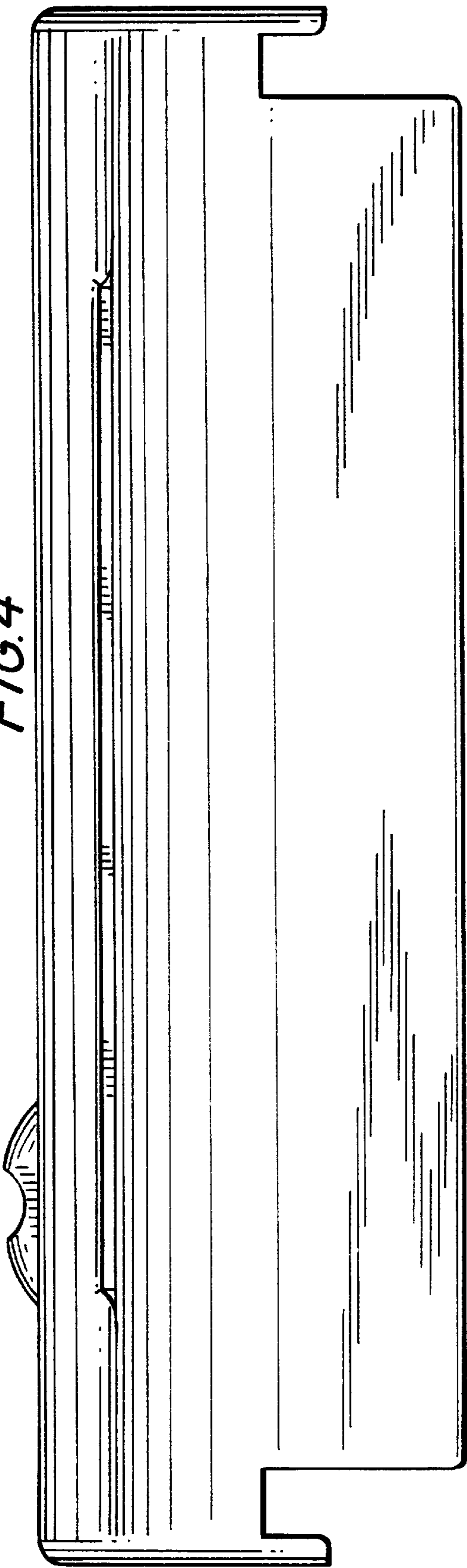


FIG. 5

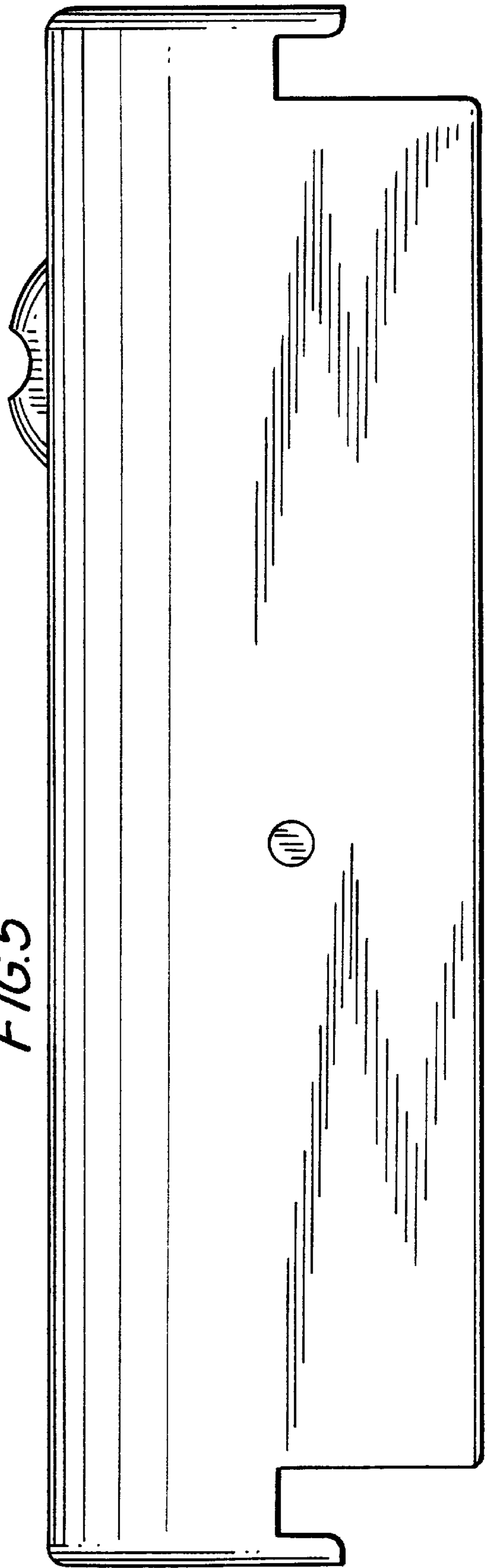


FIG. 6

