



US00D435011S

United States Patent [19] Gruff

[11] Patent Number: **Des. 435,011**

[45] Date of Patent: **** Dec. 12, 2000**

[54] **CAR TOP CARRIER**

[76] Inventor: **Charles Gruff**, 210 Theis Rd., Sewell,
N.J. 08080

[**] Term: **14 Years**

[21] Appl. No.: **29/110,529**

[22] Filed: **Sep. 9, 1999**

[51] **LOC (7) Cl.** **12-16**

[52] **U.S. Cl.** **D12/413**

[58] **Field of Search** D12/406, 412-414.1;
224/323-329, 917, 309-314; D3/273; 296/99.1,
37.7, 37.1, 100; D21/424, 427, 433; D6/597;
206/315.1-315.4

D. 396,592 8/1998 Roth D6/597
D. 401,802 12/1998 Roth D6/597 X
D. 406,558 3/1999 Pendergraph D12/413
D. 412,881 8/1999 Behringer D12/413

OTHER PUBLICATIONS

Universal Car Top Carrier Catalog Sheet, p. 18 (no date).
Stock Car Racing Magazine, Feb. 1999, pp. 56-61.

Primary Examiner—Doris V. Coles
Assistant Examiner—Stacia Cadmus
Attorney, Agent, or Firm—Fitzpatrick, Cella Harper &
Scinto

[57] CLAIM

The ornamental design for a car top carrier, as shown and described.

[56] References Cited

U.S. PATENT DOCUMENTS

D. 218,997 10/1970 Gretz D12/413
D. 297,134 8/1988 Levine D12/413
D. 305,636 1/1990 Kienlen D12/413
D. 326,634 6/1992 Seaver D12/413
D. 336,875 6/1993 Cox D12/413
D. 352,318 11/1994 Matthews D21/427
D. 353,413 12/1994 Hamlin D21/427
D. 373,105 8/1996 Imotani D12/406

DESCRIPTION

FIG. 1 is a perspective view of a car top carrier showing my new design;
FIG. 2 is a side elevational view thereof;
FIG. 3 is a front-end elevational view thereof;
FIG. 4 is a top plan view thereof; and,
FIG. 5 is a rear-end view thereof.

1 Claim, 4 Drawing Sheets

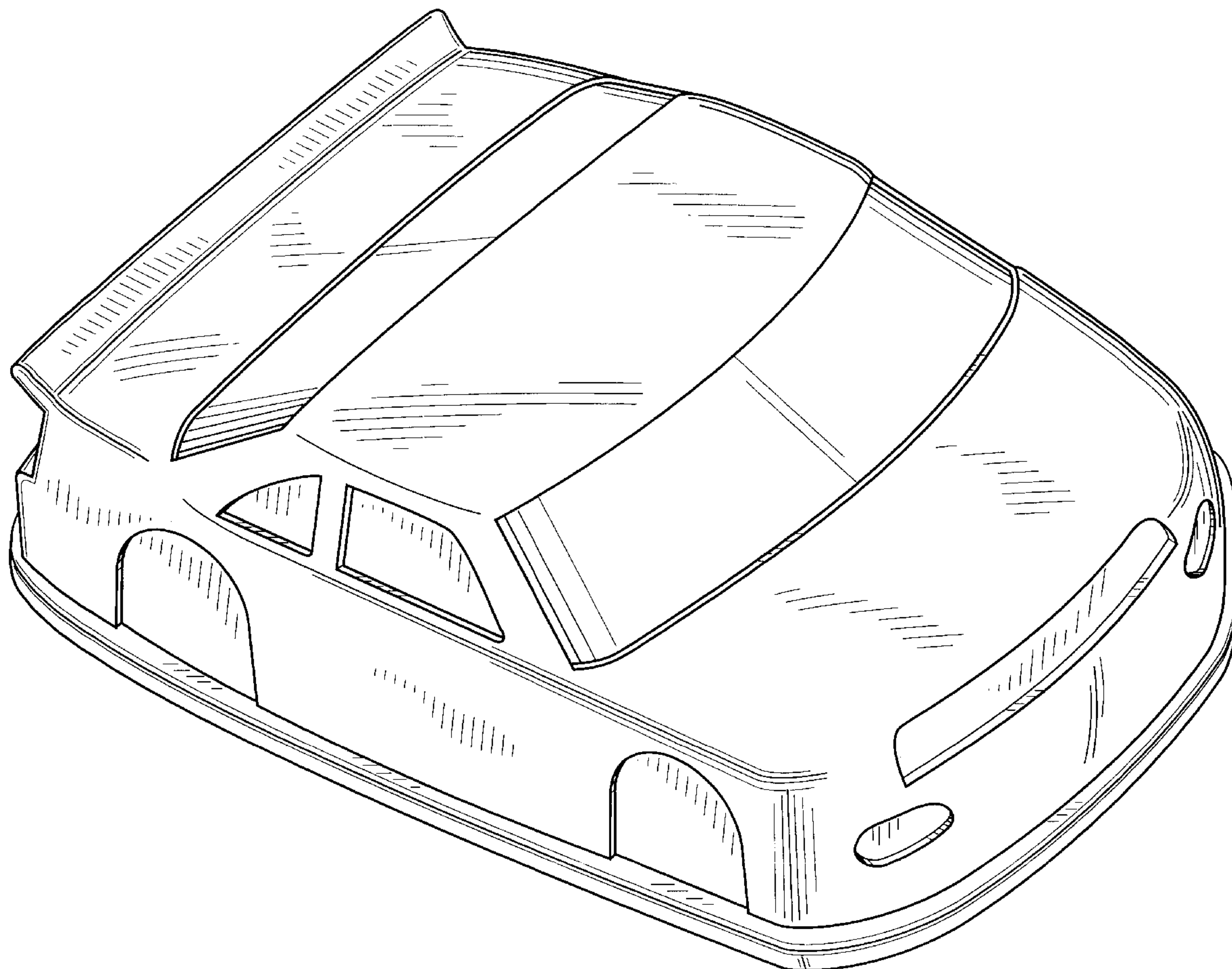


FIG. 1

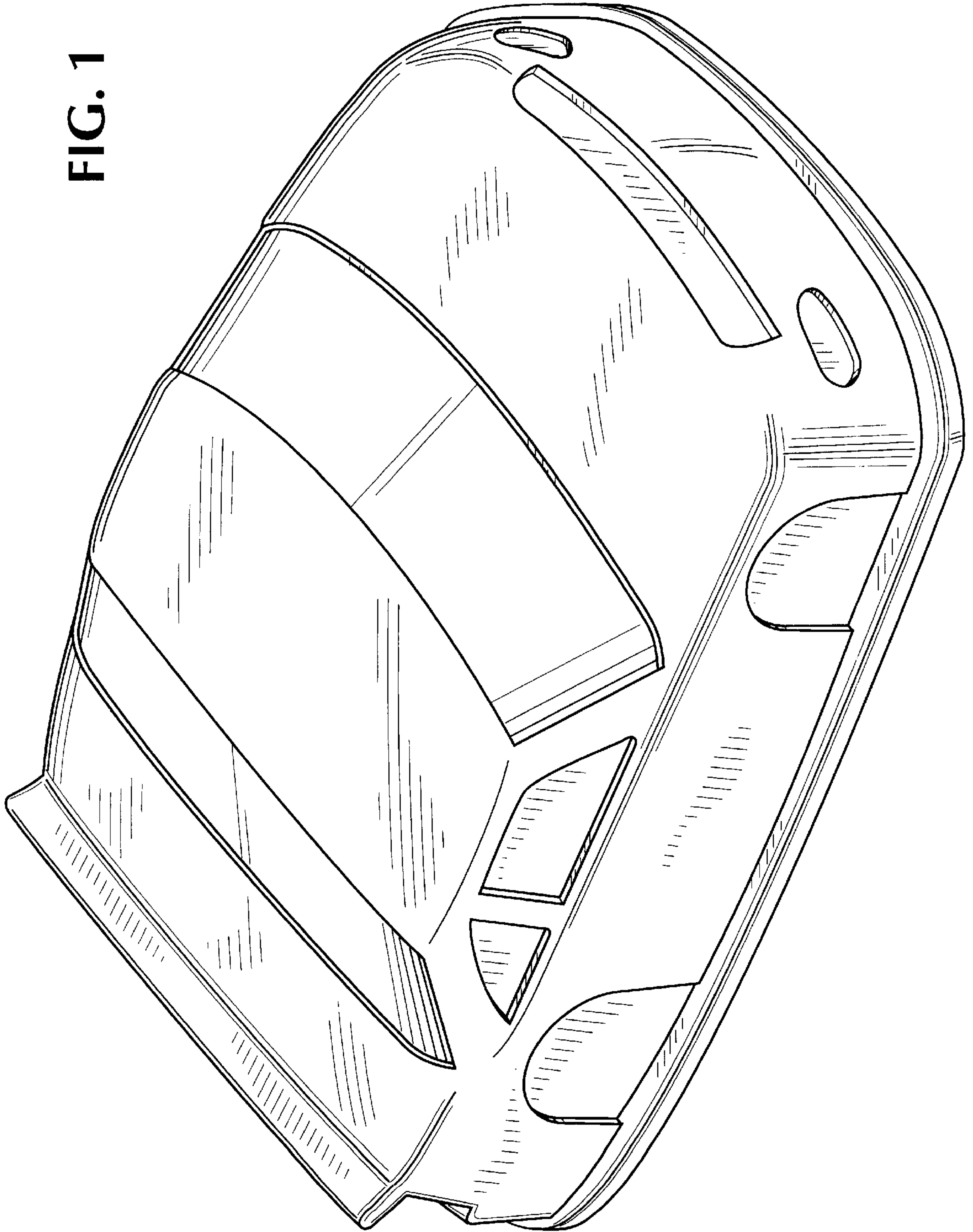
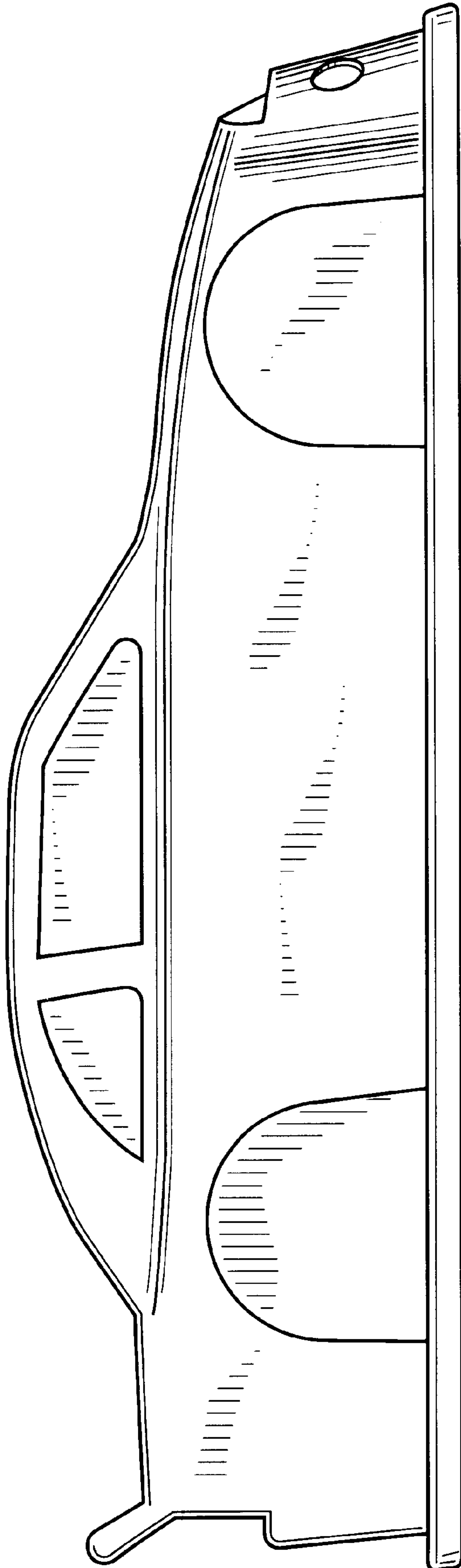


FIG. 2



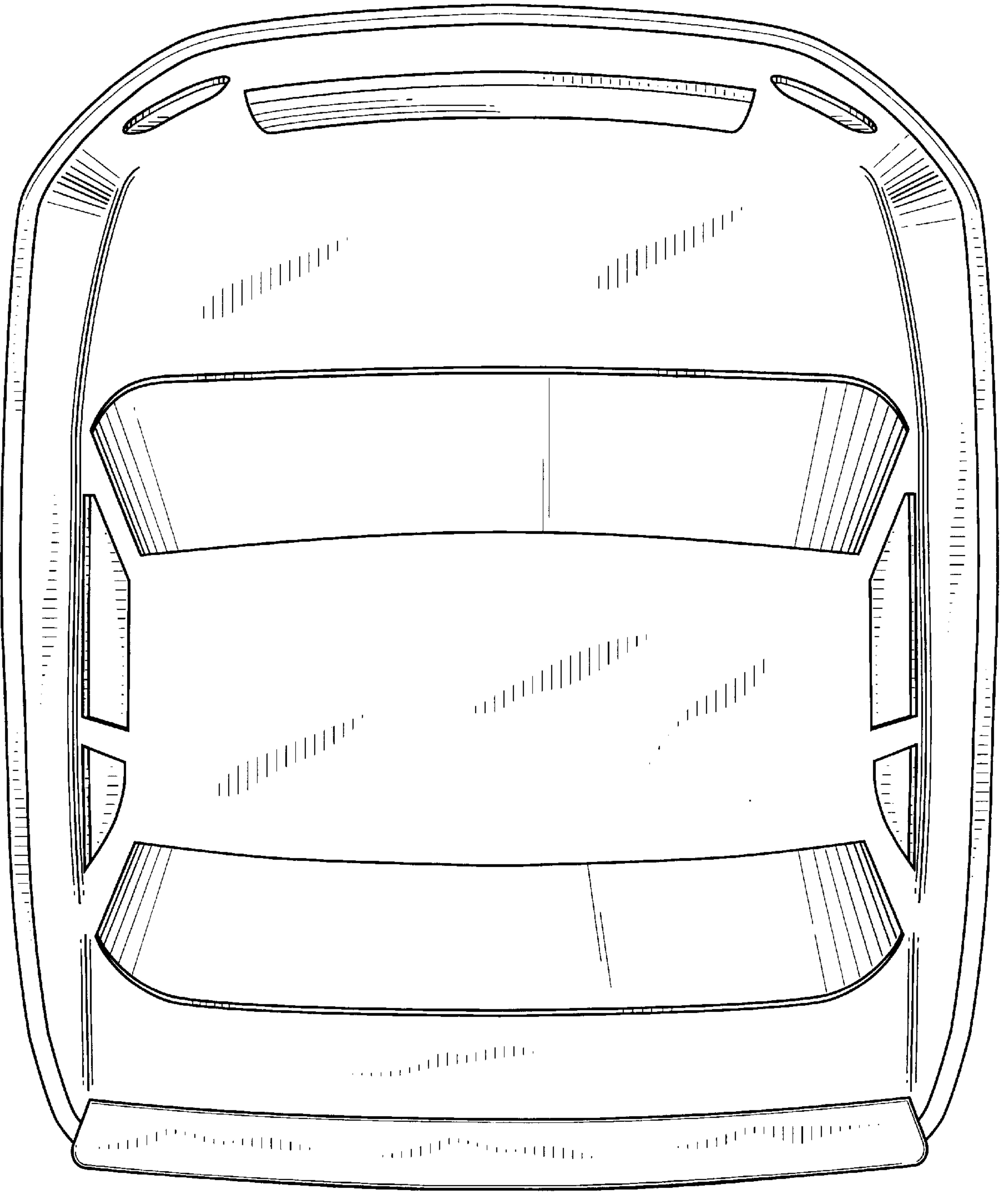


FIG. 3

FIG. 4

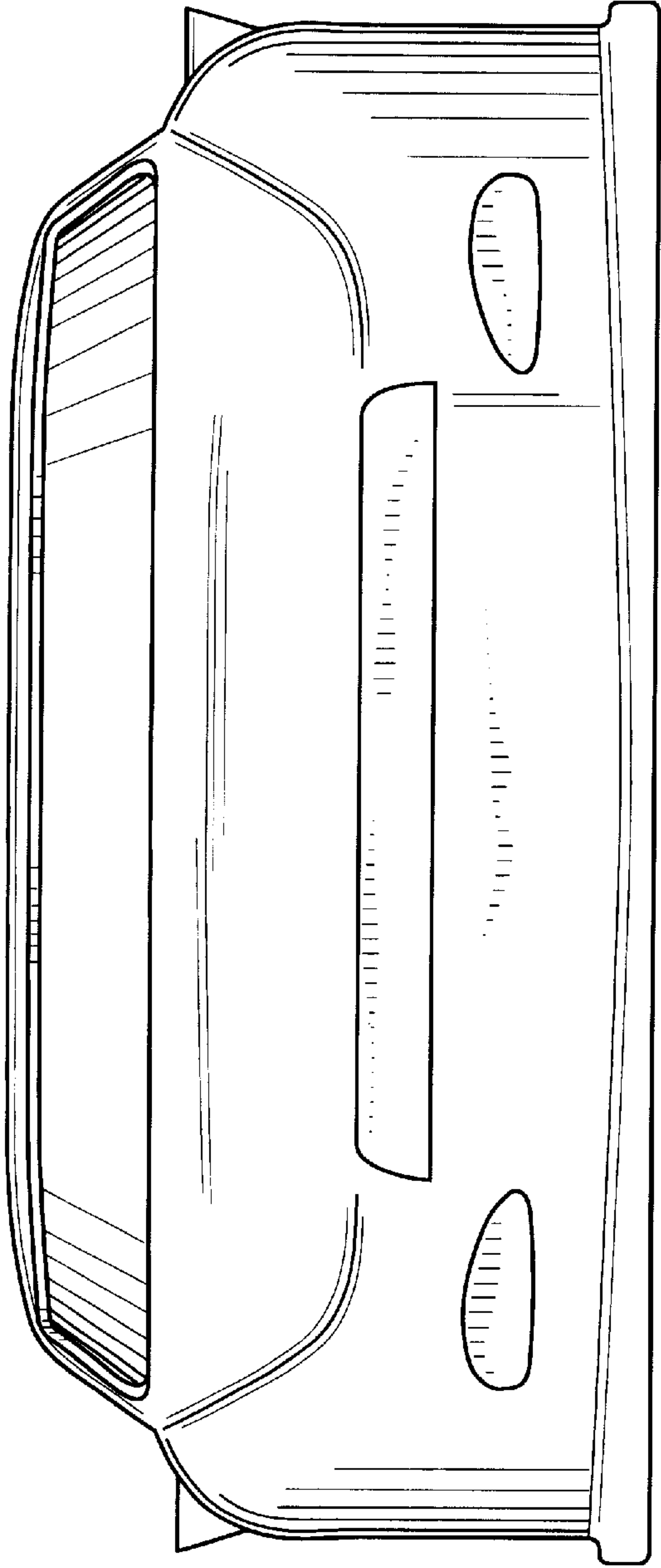


FIG. 5

