



US00D435000S

# United States Patent [19]

[11] **Patent Number: Des. 435,000**

**Faust**

[45] **Date of Patent: \*\* Dec. 12, 2000**

## [54] **DIRT BIKE STAND**

## DESCRIPTION

[76] Inventor: **Jerry L. Faust**, 10075 Shadyview St.,  
Riverside, Calif. 92503

FIG. 1 of the drawings is an isometric view showing the front, top, and one side of the pole component and four identical strap-and-hook assemblies of a dirt bike stand embodying the design of my invention, with the straps shown broken away to indicate indeterminate length;

[\*\*] Term: **14 Years**

FIG. 2 is an enlarged isometric view showing the front, top, and one side of just the pole component, shown separately for clarity of illustration;

[21] Appl. No.: **29/118,600**

[22] Filed: **Feb. 11, 2000**

FIG. 3 is left side view showing the other side of the pole component;

[51] **LOC (7) Cl.** ..... **12-11**

[52] **U.S. Cl.** ..... **D12/115**

[58] **Field of Search** ..... D12/406, 407,  
D12/115, 223; 211/17-22.5, 205, 85.26;  
280/293, 121; 248/303; D6/415, 417, 455,  
458, 462

FIG. 4 is a back view of FIG. 3;

FIG. 5 is a top view of FIG. 3;

FIG. 6 is a bottom view of FIG. 3;

## [56] **References Cited**

### U.S. PATENT DOCUMENTS

D. 298,193	10/1988	Carlson	.....	D6/462
706,718	8/1902	Bradbury	.....	211/22
3,907,114	9/1975	Ewers	.....	211/20
4,420,164	12/1983	Mitchell	.....	280/293

FIG. 7 is an enlarged straight on front view of one of the strap-and-hook assemblies, shown separately for clarity of illustration, with a pattern of cross hatched lines shown partially thereon, which is understood to repeat uniformly across the entire surface, and with broken lines in the shape of an "X" which indicate stitching;

FIG. 8 is a side view of FIG. 7;

FIG. 9 is a back view of FIG. 7;

FIG. 10 is a perspective view of FIG. 7; and,

*Primary Examiner*—Alan P. Douglas

*Assistant Examiner*—Linda Brooks

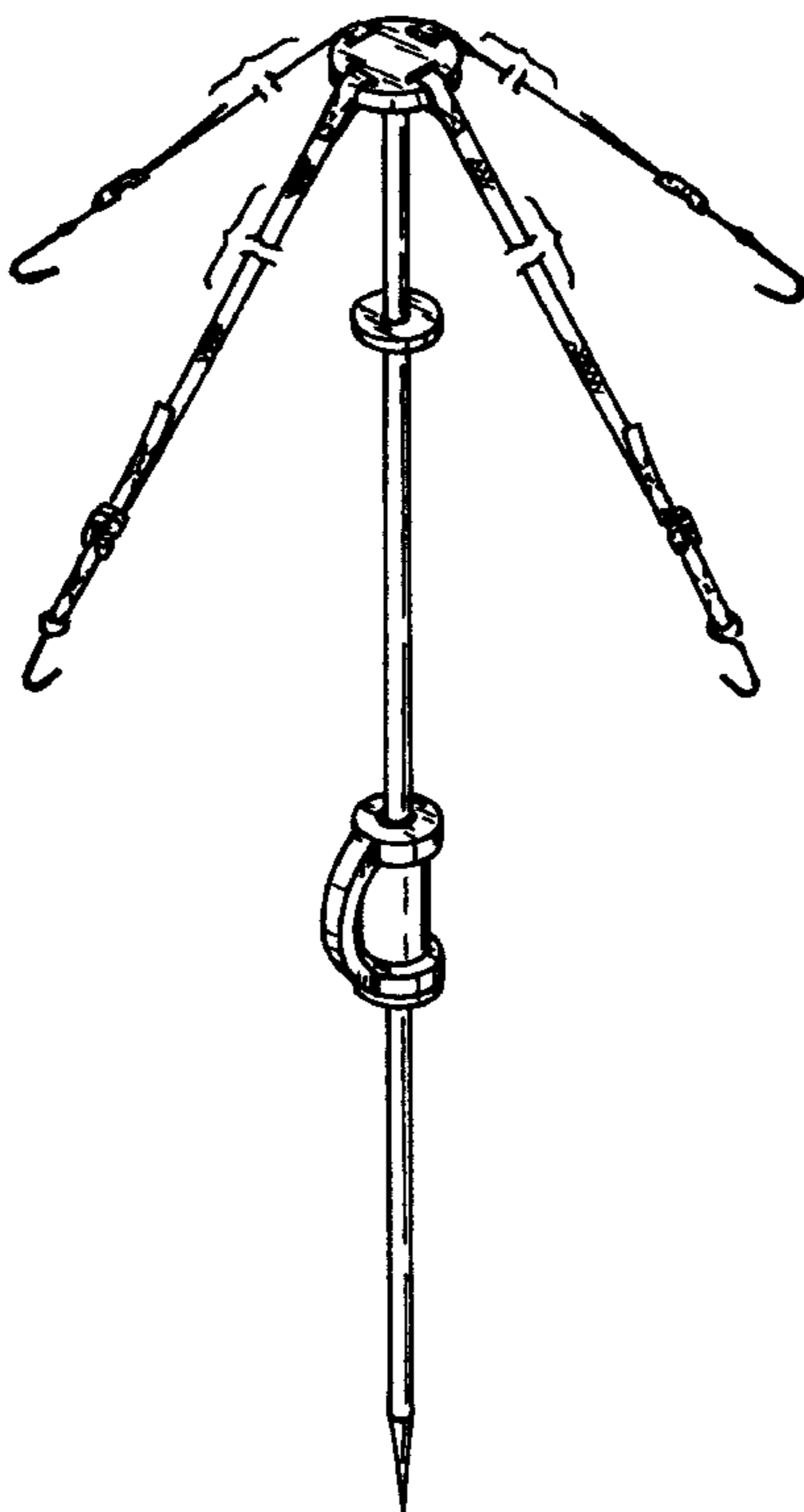
*Attorney, Agent, or Firm*—Loyal McKinley Hanson

FIG. 11 is a graphical representation of a second embodiment of the dirt bike stand in its usual environment, the only difference being the finite length of the strap-and-hook assemblies, with the pole component driven into the earth (not part of my design) and the four strap-and hook assemblies supporting four dirt bikes (also not part of my design).

## [57] **CLAIM**

The ornamental design for a dirt bike stand, as shown and described.

**1 Claim, 3 Drawing Sheets**



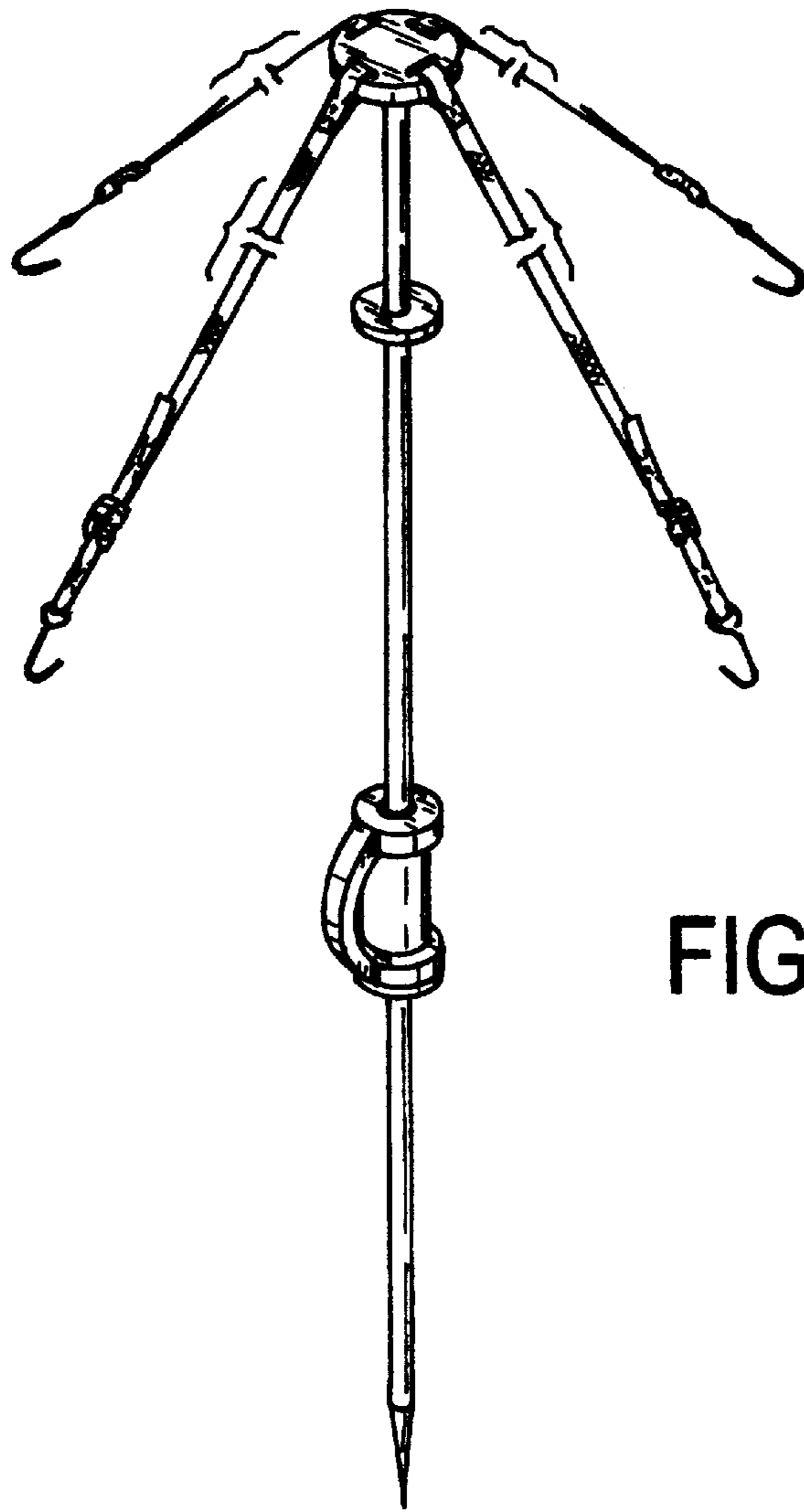
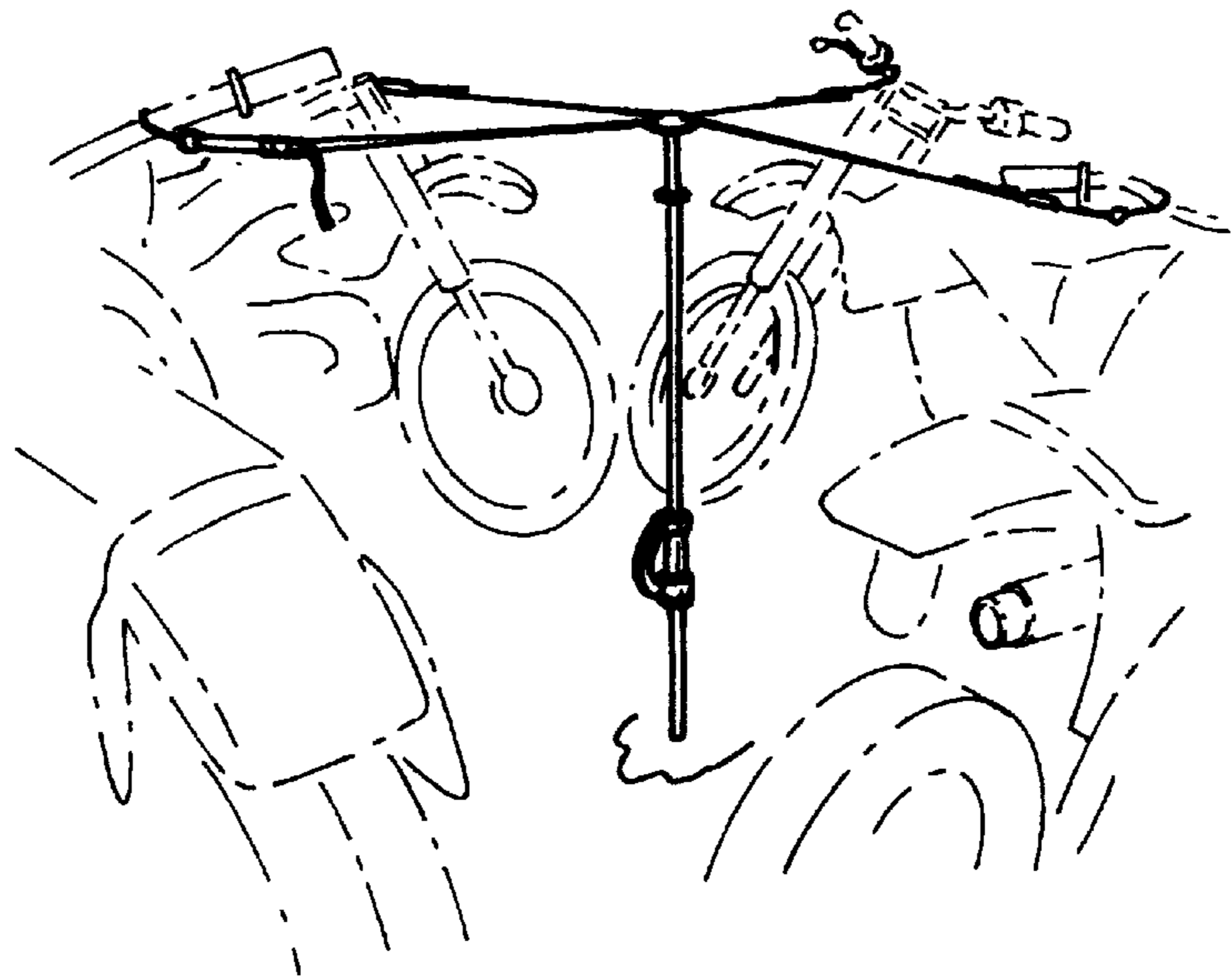


FIG. 1

FIG. 11



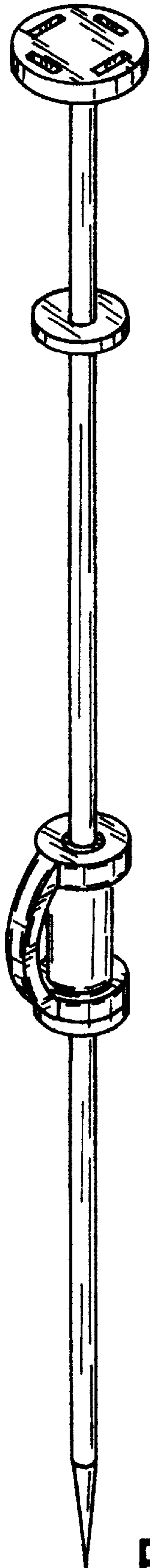


FIG. 2

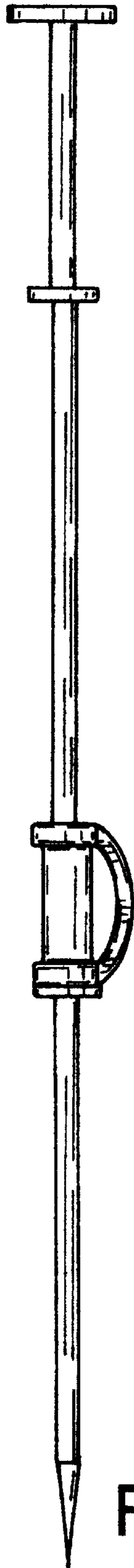


FIG. 3

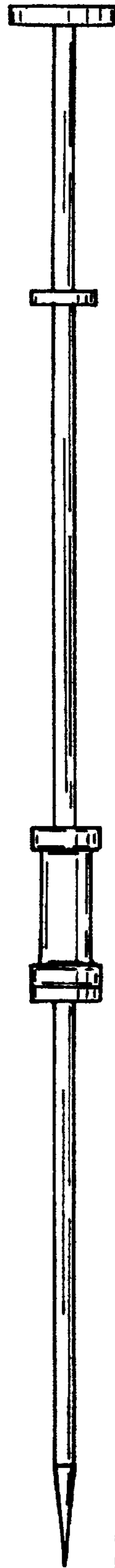


FIG. 4

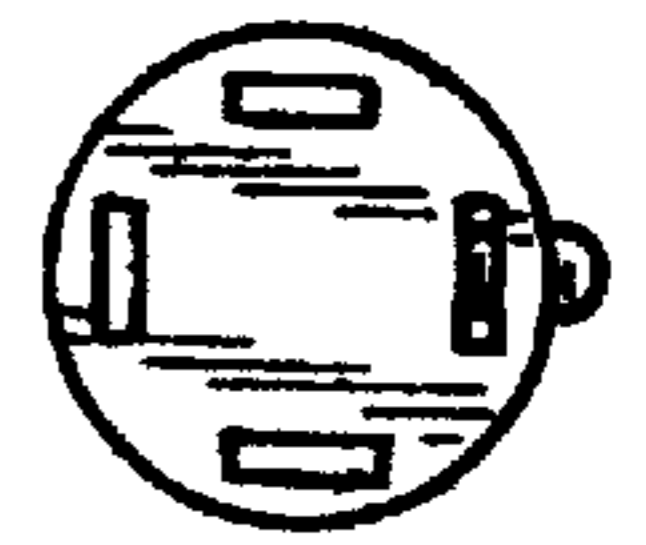


FIG. 5

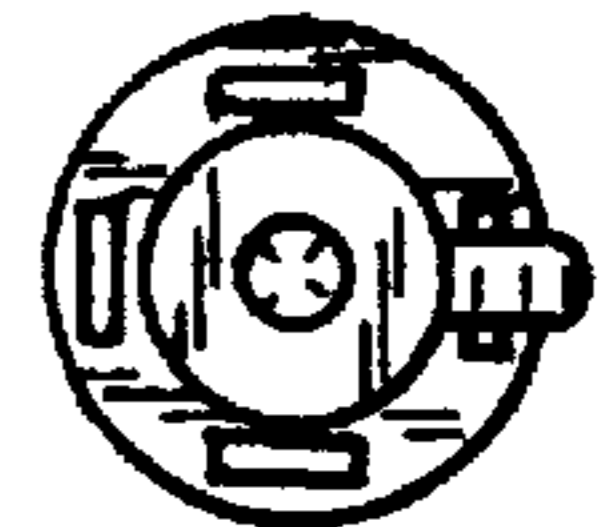


FIG. 6

FIG. 7

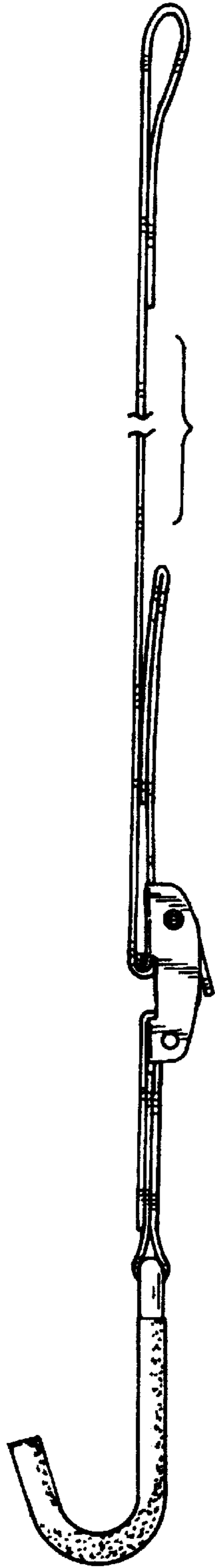
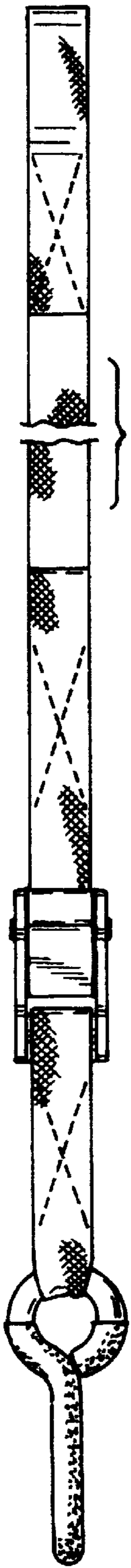


FIG. 8

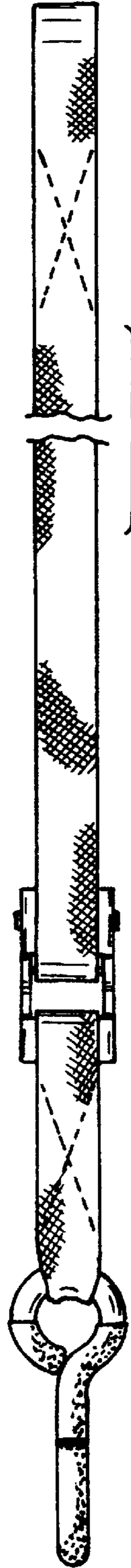


FIG. 9

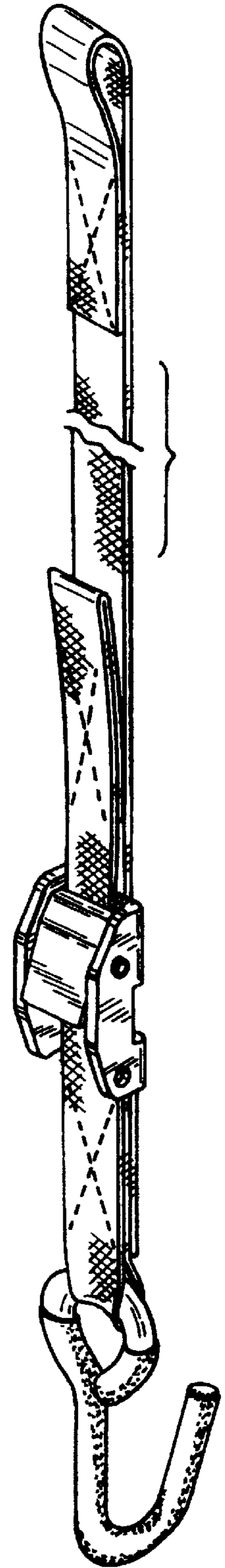


FIG. 10