



US00D434996S

# United States Patent [19] Harkness

[11] Patent Number: Des. 434,996

[45] Date of Patent: \*\* Dec. 12, 2000

[54] LOBED RING

[75] Inventor: Donald L. Harkness, Vails Gate, N.Y.

[73] Assignee: Bari Cosmetics Ltd., Palm City, Fla.

[\*\*] Term: 14 Years

[21] Appl. No.: 29/112,720

[22] Filed: Oct. 22, 1999

[51] LOC (7) Cl. .... 11-01

[52] U.S. Cl. .... D11/26

[58] Field of Search ..... D11/26-39; 63/15,  
63/15.1, 15.2-15.4, 15.45, 15.65, 15.7,  
15.8, 26-28; D9/430; D28/80

[56] References Cited

### U.S. PATENT DOCUMENTS

D. 51,448	10/1917	Weiner	.....	D11/26
D. 69,783	3/1926	Sweeney	.....	D28/80
D. 142,234	8/1945	Sudbrink	.....	D11/26
D. 152,486	1/1949	Lorillard	.....	D11/26
D. 159,495	8/1950	Linden	.....	D11/32
D. 168,769	2/1953	Steiner	.....	D11/29
D. 170,241	8/1953	Robbins	.....	D11/27
D. 215,332	9/1969	Libby	.....	D11/35
D. 232,965	9/1974	Atwell	.....	D11/27
D. 242,646	12/1976	Shorin et al.	.....	D11/2
D. 273,261	4/1984	Sun	.....	D7/633
292,963	2/1884	Thie	.....	D11/35
D. 299,489	1/1989	Wood	.....	D11/30

D. 304,912	12/1989	Wood	.....	D11/26
D. 354,437	1/1995	Barthold	.....	D9/430
D. 397,621	9/1998	Wright et al.	.....	D10/31
1,902,830	3/1933	Bulova	.....	63/15
2,074,643	3/1937	Domenego	.....	D11/26
2,138,640	11/1938	Levy	.....	D11/27
2,436,120	2/1948	Pfeffer	.....	D11/35
3,900,018	8/1975	Piunno	.....	606/1
4,742,696	5/1988	Jenkins	.....	63/15
5,115,648	5/1992	Salvucci	.....	63/15
5,275,019	1/1994	Pagani	.....	63/15
5,622,062	4/1997	Gong-Hwa	.....	63/15
5,653,524	8/1997	Gray	.....	63/15

Primary Examiner—Cathy Anne MacCormac  
Attorney, Agent, or Firm—Kirschstein, et al.

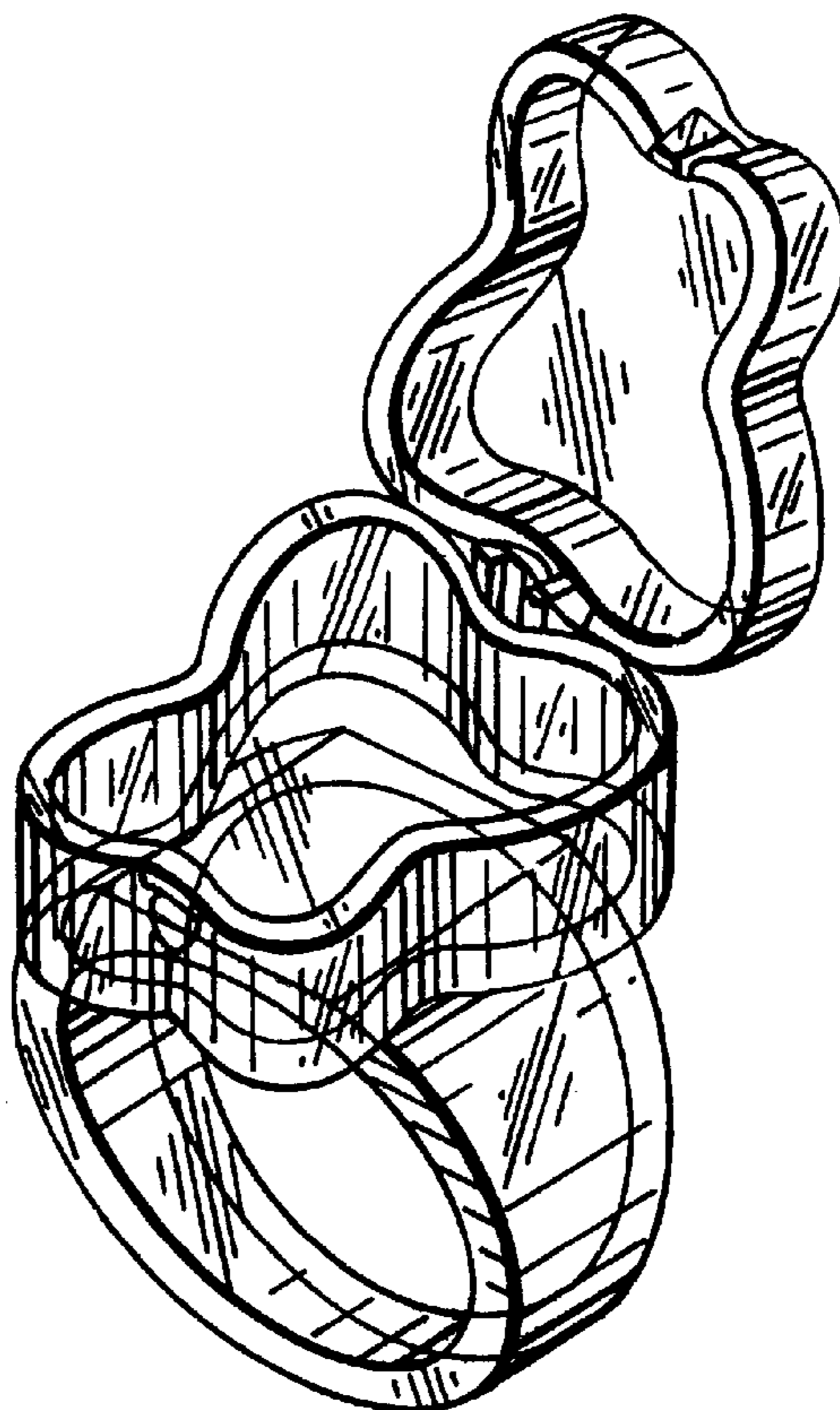

### [57] CLAIM

The ornamental design for a lobed ring, as shown and described.

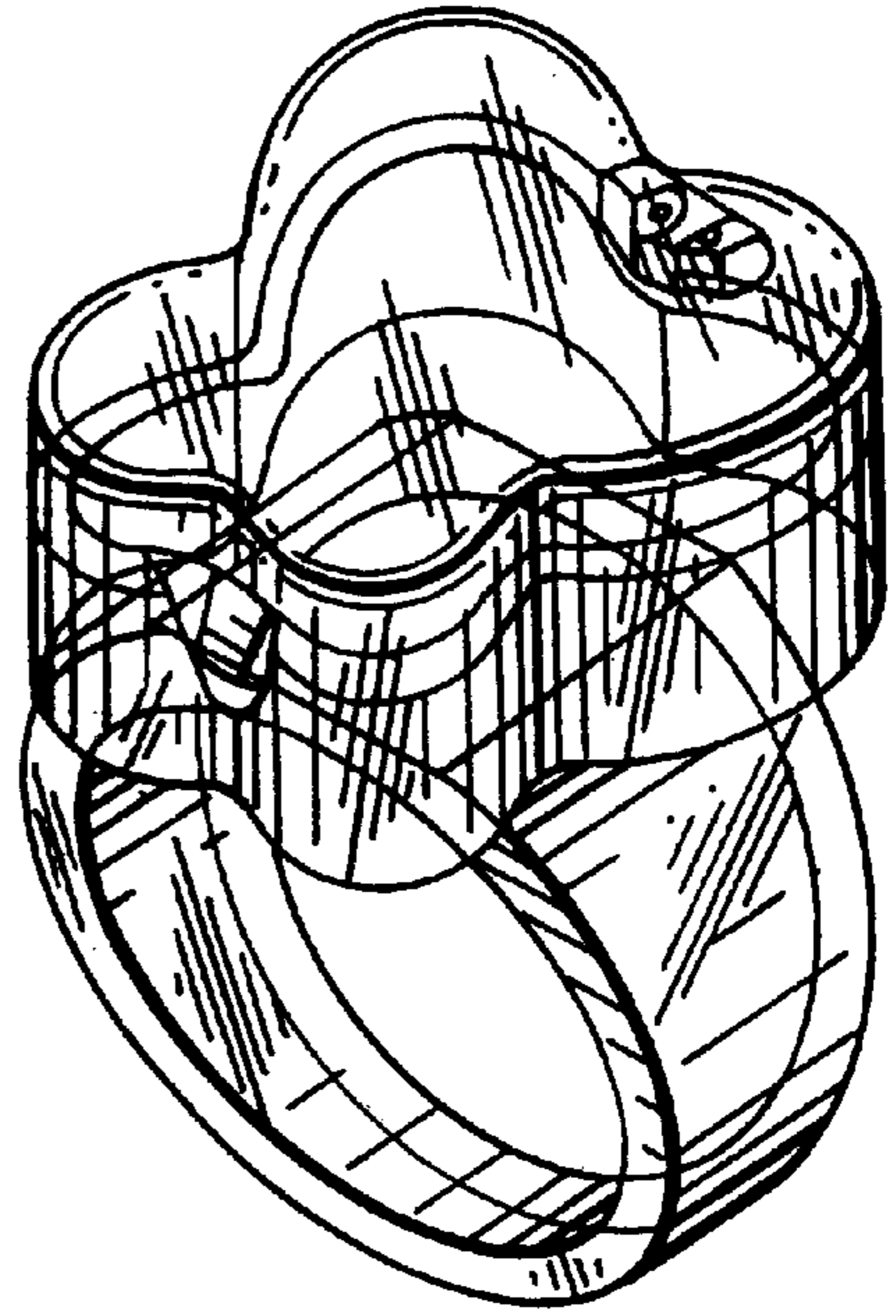
### DESCRIPTION

FIG. 1 is a perspective view of a lobed ring according to the design of this invention;  
FIG. 2 is a top plan view thereof;  
FIG. 3 is a front elevational view thereof;  
FIG. 4 is a right side elevational view thereof, the left side view being a mirror image;  
FIG. 5 is a rear elevational view thereof;  
FIG. 6 is a bottom plan view thereof; and,  
FIG. 7 is a perspective view thereof, with an opened lid.

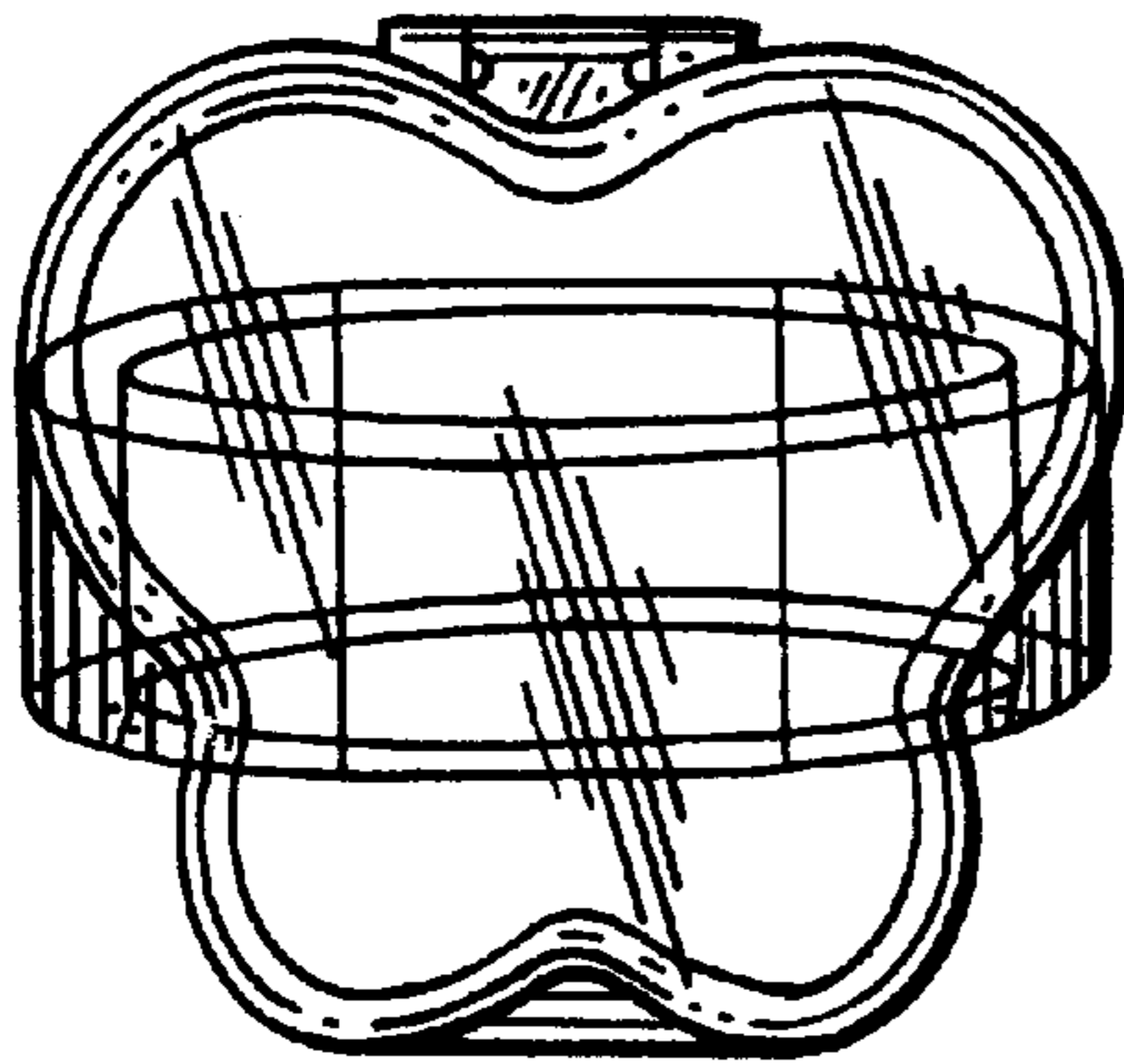
1 Claim, 2 Drawing Sheets



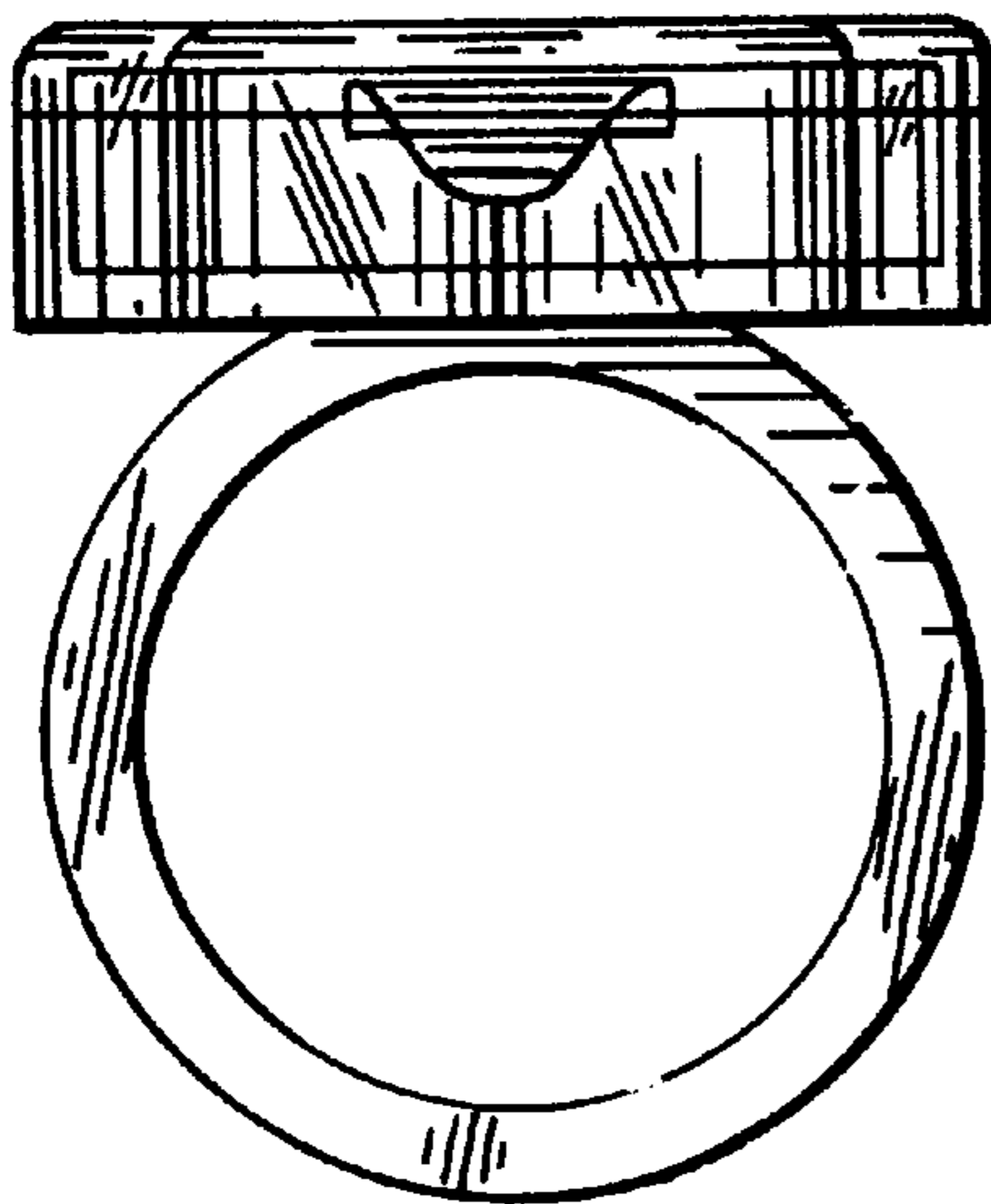
*FIG. 1*



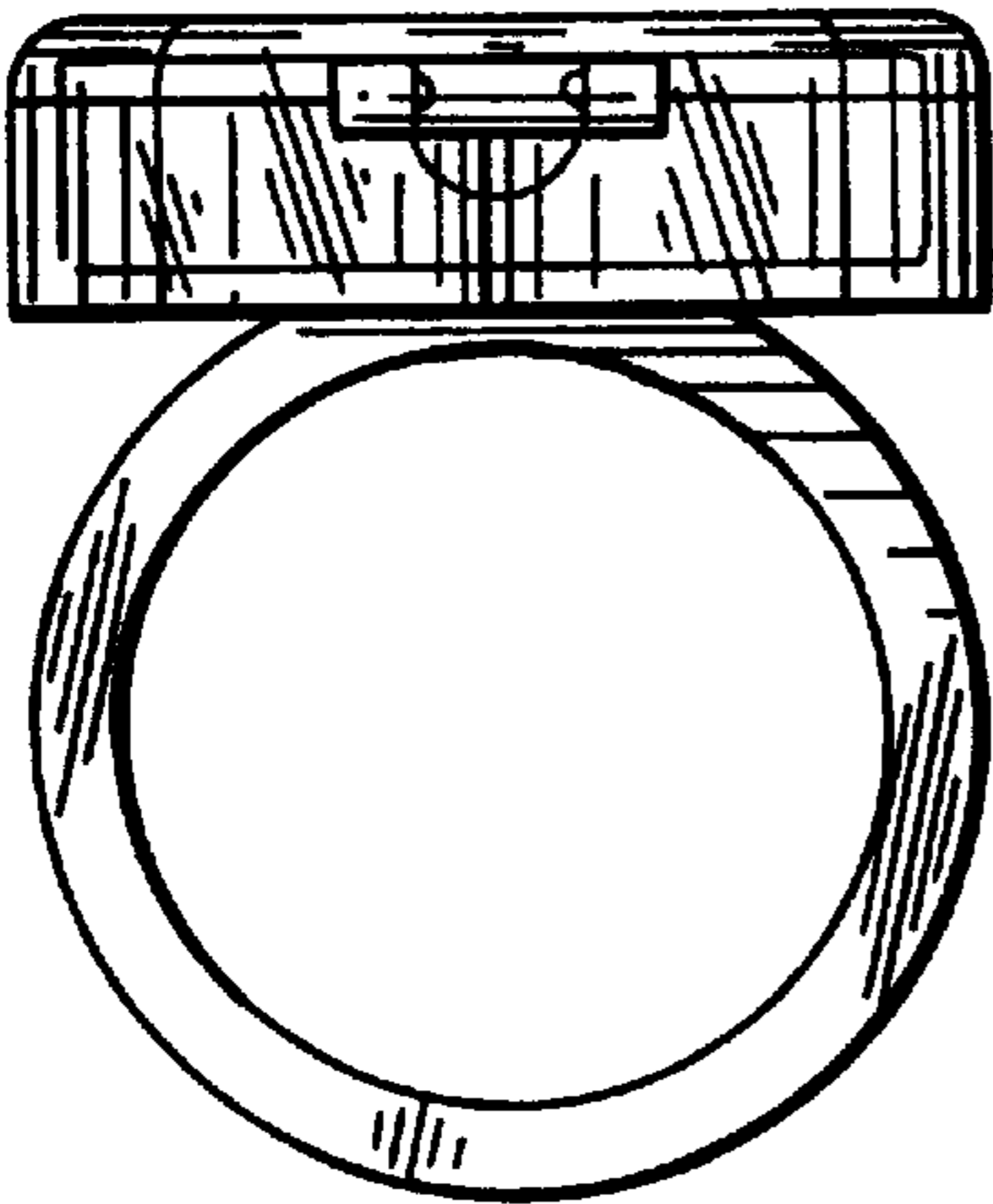
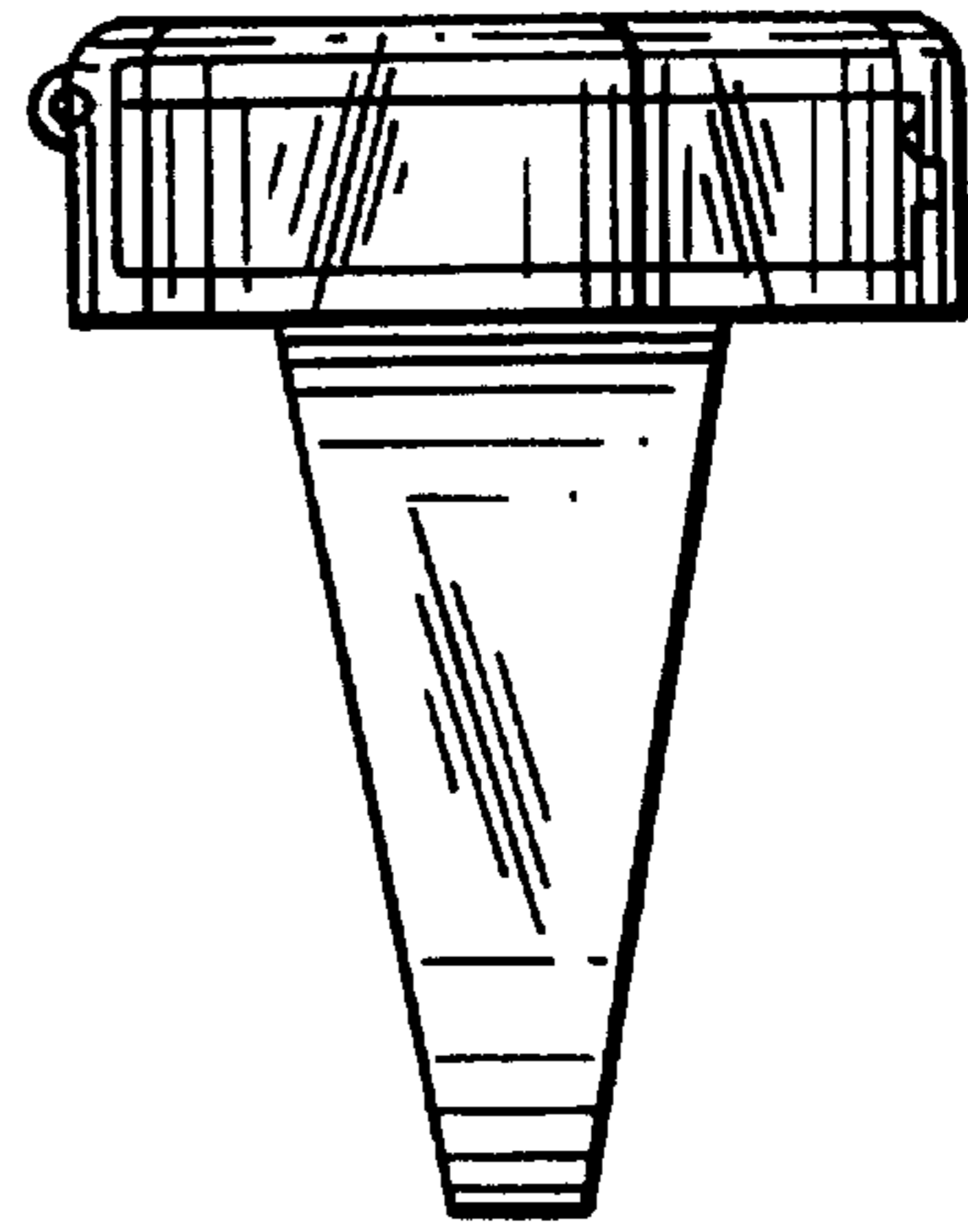
*FIG. 2*



*FIG. 3*

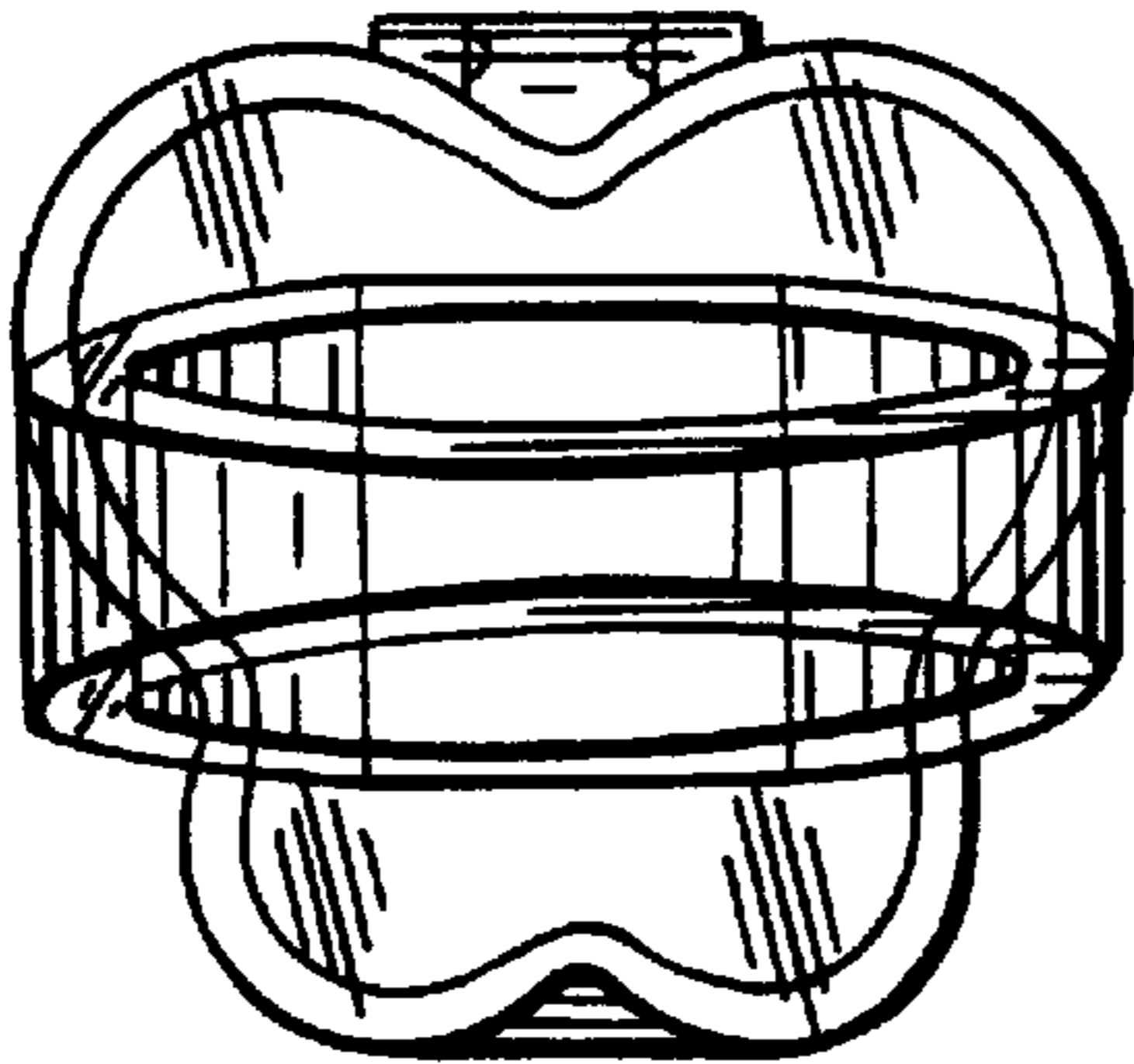


*FIG. 4*



*FIG. 5*

*FIG. 6*



*FIG. 7*

