



US00D434974S

# United States Patent [19]

Weber

[11] Patent Number: **Des. 434,974**

[45] Date of Patent: **\*\* Dec. 12, 2000**

[54] CONTAINER WITH CAP

[76] Inventor: **Heinz Weber**, 64 Gables Court,  
Beaconsfield, Quebec, Canada, H9W  
5H4

[\*\*] Term: **14 Years**

[21] Appl. No.: **29/111,032**

[22] Filed: **Sep. 16, 1999**

[51] LOC (7) Cl. .... **09-01**

[52] U.S. Cl. .... **D9/300**

[58] Field of Search ..... D9/300, 434, 435,  
D9/444, 447, 448, 449, 450; 222/321.1,  
321.7, 321.9, 383.1, 383.2, 383.3

[56] **References Cited**

**U.S. PATENT DOCUMENTS**

D. 180,623	7/1957	Soffer	.....	D9/300
D. 200,023	1/1965	Porter	.....	D9/449
D. 201,222	5/1965	Wilson	.....	D9/450
D. 201,714	7/1965	Board	.....	D9/300
D. 267,397	12/1982	Mitchell	.....	D9/444
D. 306,265	2/1990	Leebeek	.....	D9/435
D. 334,711	4/1993	Ekuan	.....	D9/435

D. 338,157	8/1993	Desgrippes	.....	D9/435
D. 364,669	11/1995	Winner	.....	D9/300
D. 406,761	3/1999	Garcia	.....	D9/434
D. 412,661	8/1999	Lavigne	.....	D9/300
D. 413,793	9/1999	Favre	.....	D9/300
D. 414,684	10/1999	Usui et al.	.....	D9/300

*Primary Examiner*—Robert M. Spear  
*Attorney, Agent, or Firm*—Eric Fincham

[57] **CLAIM**


The ornamental design for a container with cap, as shown and described.

**DESCRIPTION**

FIG. 1 is a perspective view of a container with cap;  
FIG. 2 is a front elevational view thereof;  
FIG. 3 is a side elevational view thereof with an opposite side elevational view being a mirror image thereof;  
FIG. 4 is a rear elevational view thereof; and,  
FIG. 5 is a top plan view thereof.

The surfaces or portions of the article not shown in the drawing or described in the specification form no part of the claimed design.

**1 Claim, 2 Drawing Sheets**






Fig. 1

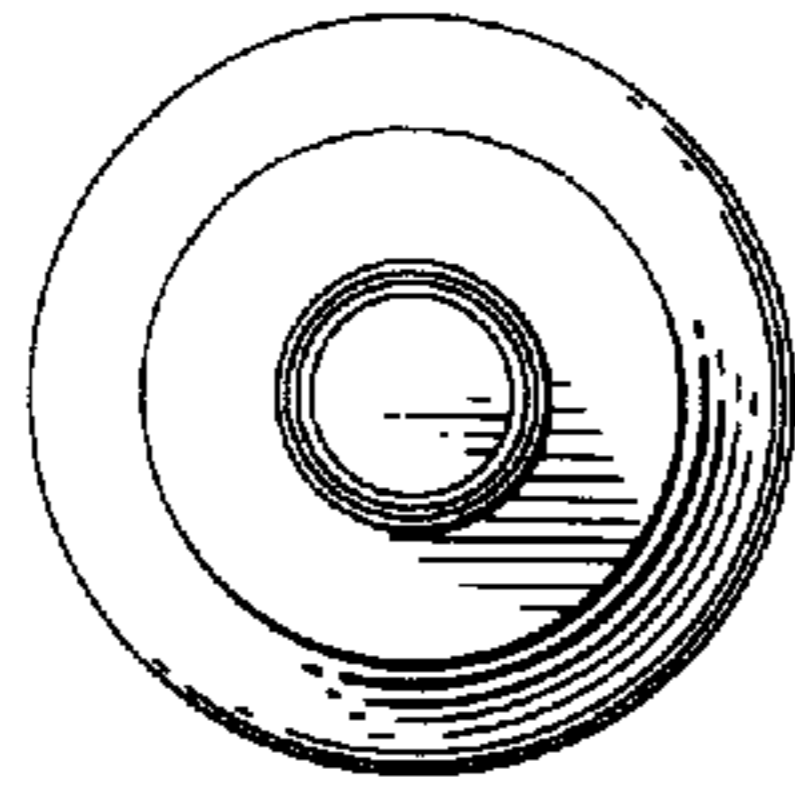


Fig. 5




Fig. 2




Fig. 3




Fig. 4