

US00D434953S

**United States Patent** [19]  
**Yu**

[11] **Patent Number: Des. 434,953**

[45] **Date of Patent: \*\* Dec. 12, 2000**

[54] **CHOPPING BOARD**

[76] Inventor: **Mei-Hsin Yu**, P.O. Box 23-487,  
Changhua 500, Taiwan

[\*\*] Term: **14 Years**

[21] Appl. No.: **29/102,689**

[22] Filed: **Mar. 30, 1999**

[51] **LOC (7) Cl.** ..... **07-04**

[52] **U.S. Cl.** ..... **D7/698**

[58] **Field of Search** ..... D7/698, 667; 269/54.5,  
269/289 R, 291, 302.1, 303, 315, 900,  
901

[56] **References Cited**

**U.S. PATENT DOCUMENTS**

D. 244,169	5/1977	Barnsley	.....	D7/698
D. 292,366	10/1987	Kuether et al.	.....	D7/698 X
D. 304,277	10/1989	Wolff et al.	.....	D7/698
D. 314,891	2/1991	Sata	.....	D7/698
D. 353,080	12/1994	Cantereels et al.	.....	D7/698 X
D. 379,574	6/1997	Jeppesen et al.	.....	D7/698

**OTHER PUBLICATIONS**

Home Furnishings Daily; p. 12; Thursday Apr. 25, 1974;  
Round wood cutting board, middle of page; by National  
Silver.

Home Furnishings Daily; p. 88; Sep. 10, 1984; Round  
Cutting boards numbered 4 & 5, middle left panel.

*Primary Examiner*—Caron D. Veynar

[57] **CLAIM**

The ornamental design for a chopping board, as shown and  
described.

**DESCRIPTION**

FIG. 1 is a front elevational view of a chopping board  
showing my new design, the rear elevation view is a mirror  
image thereof;

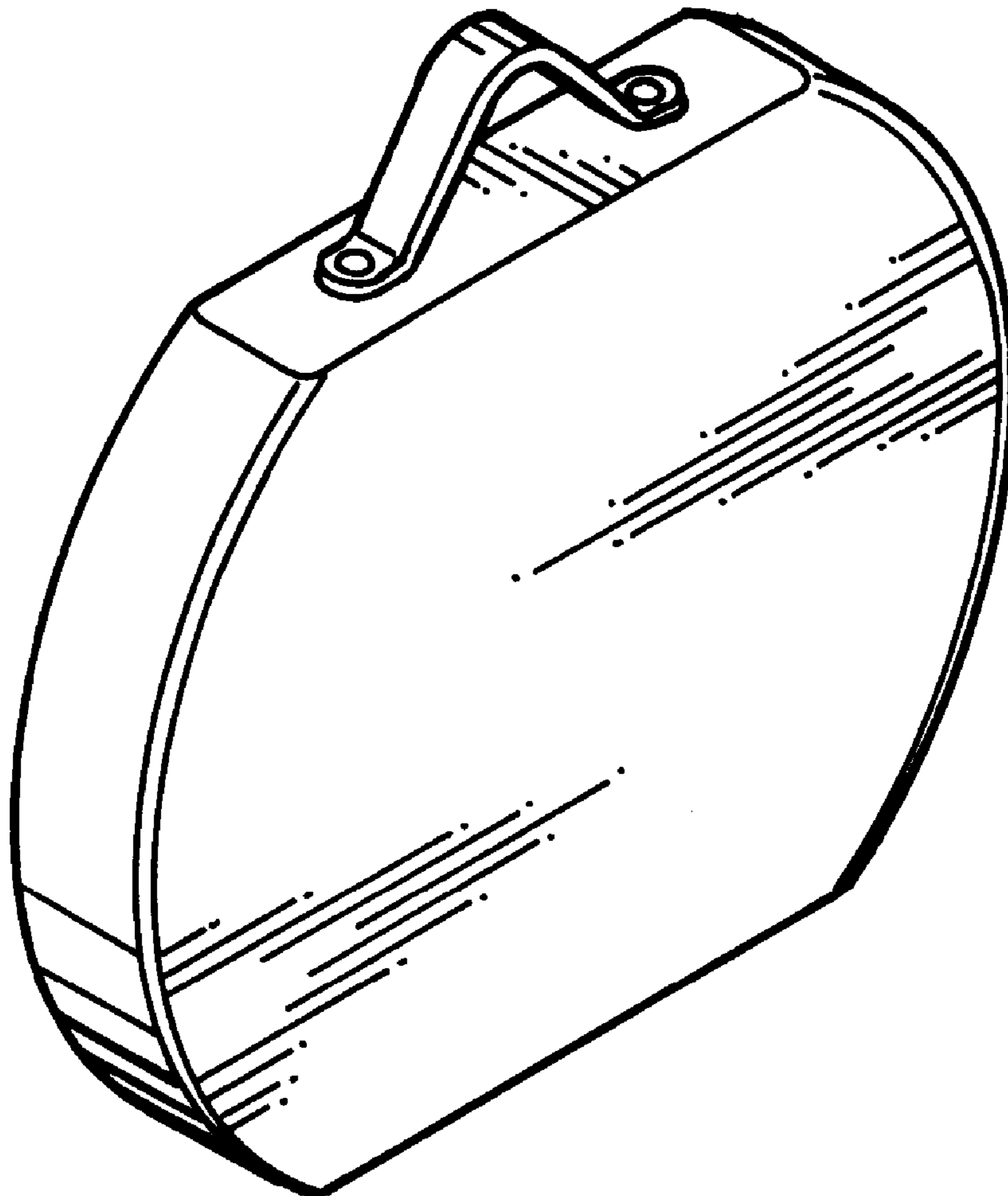
FIG. 2 is a right side view thereof, the left side view is a  
mirror image thereof;

FIG. 3 is a top plan view thereof;

FIG. 4 is a bottom plan view thereof; and,

FIG. 5 is a perspective view thereof.

**1 Claim, 4 Drawing Sheets**



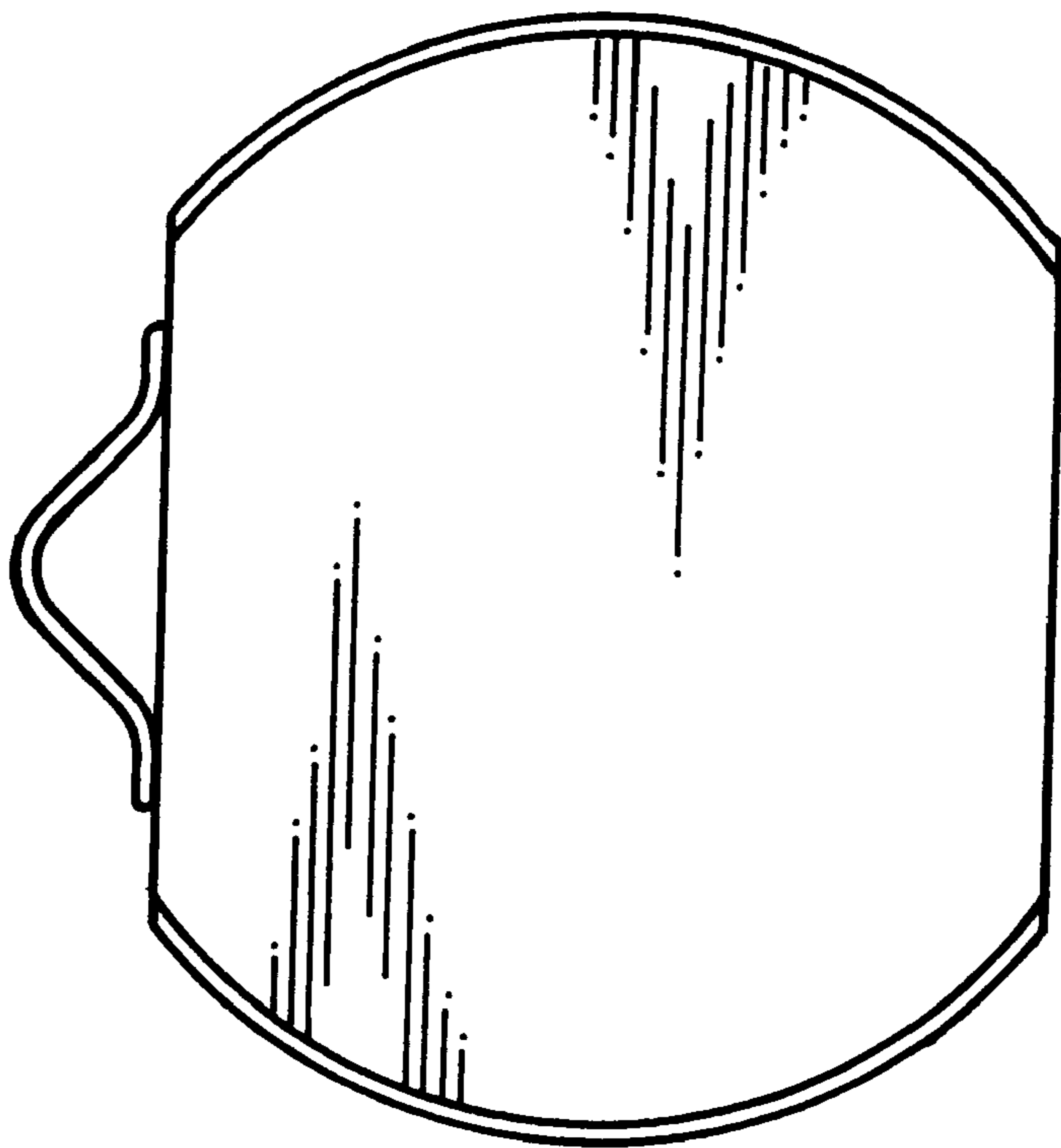


FIG 1




FIG 2



FIG 3



FIG 4

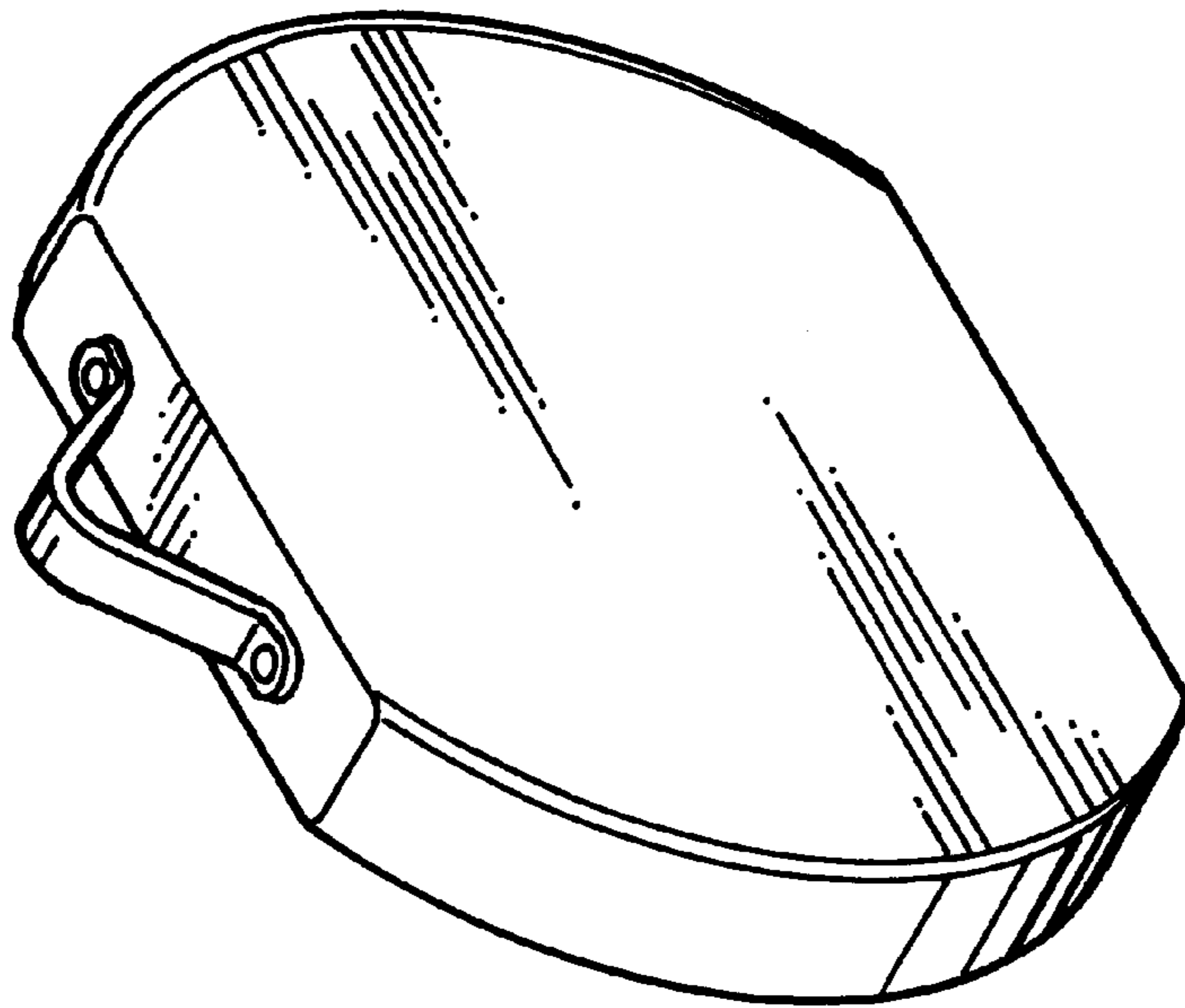


FIG 5