



US00D434949S

# United States Patent [19] Steinfels

[11] **Patent Number: Des. 434,949**

[45] **Date of Patent: \*\* Dec. 12, 2000**

[54] **RACE CAR COOLER**

D. 370,833 6/1996 Vance ..... D7/606

[76] Inventor: **Craig R. Steinfels**, 7554 Canter Ridge La., Worthington, Ohio 43085

*Primary Examiner*—Terry A. Wallace  
*Attorney, Agent, or Firm*—James R. Eley; Arter & Hadden LLP

[\*\*] Term: **14 Years**

### [57] CLAIM

[21] Appl. No.: **29/117,426**

The ornamental design for a race car cooler, as shown and described.

[22] Filed: **Jan. 21, 2000**

### DESCRIPTION

[51] **LOC (7) Cl.** ..... **07-07**

[52] **U.S. Cl.** ..... **D7/606**

[58] **Field of Search** ..... D7/605, 606; 62/457.1, 62/457.7, 371, 372; 220/592.2, 592.24–592.27, 915.1, 915.2

FIG. 1 is a perspective view of the my new design for a race car cooler.

FIG. 2 is a front elevation view thereof.

FIG. 3 is a back elevation view thereof.

FIG. 4 is a right side elevation view thereof.

FIG. 5 is a left side elevation thereof.

FIG. 6 is a top plan view thereof; and,


FIG. 7 is a bottom plan view thereof.


### [56] References Cited

#### U.S. PATENT DOCUMENTS


- D. 239,249 3/1976 Branscum ..... D7/605
- D. 347,970 6/1994 Wright ..... D7/606
- D. 369,722 5/1996 Lopez et al. .... D7/605

**1 Claim, 4 Drawing Sheets**







*Fig. 1*




*Fig. 2*



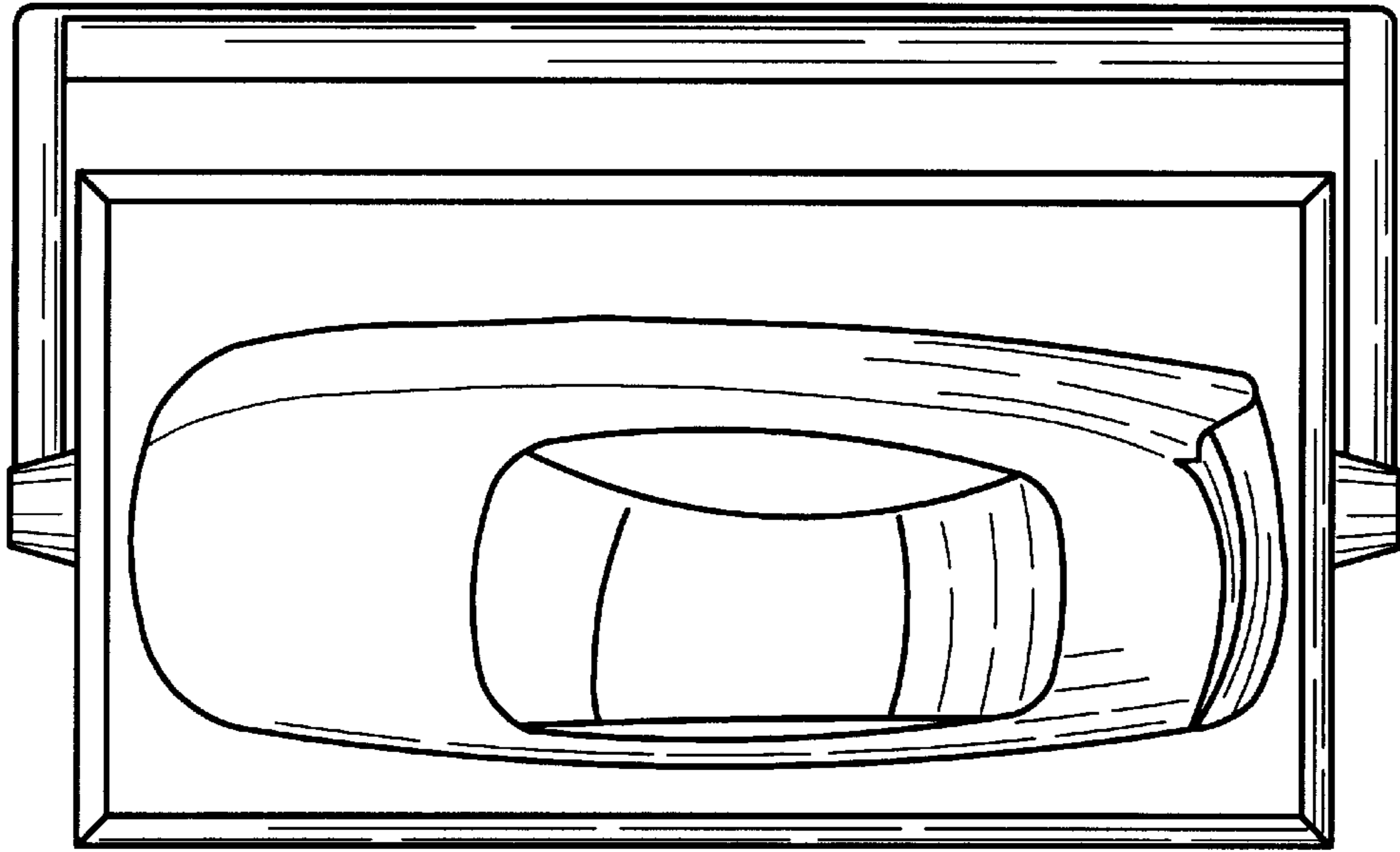
*Fig. 3*




*Fig. 4*



*Fig. 5*



*Fig. 6*



*Fig. 7*