



US00D434941S

**United States Patent** [19]  
**Springfield**

[11] **Patent Number: Des. 434,941**

[45] **Date of Patent: \*\* Dec. 12, 2000**

[54] **COFFEE FILTER HOLDER**

5,840,189 11/1998 Sylvan et al. .... 210/474

[76] Inventor: **Jennifer Springfield**, 17083 Creekside Cir., Morgan Hill, Calif. 95037

*Primary Examiner*—M. N. Pandozzi

[\*\*] Term: **14 Years**

[57] **CLAIM**

The ornamental design for a coffee filter holder, as shown and described.

[21] Appl. No.: **29/101,204**

[22] Filed: **Feb. 26, 1999**

**DESCRIPTION**

[51] **LOC (7) Cl.** ..... **07-99**

FIG. 1 is a front elevational view of the coffee filter holder of the present invention;

[52] **U.S. Cl.** ..... **D7/400**

FIG. 2 is a back elevational view of the coffee filter holder of FIG. 1;

[58] **Field of Search** ..... D7/400, 509; 210/474, 210/478, 168; 99/306, 295

FIG. 3 is a left side elevational view of the coffee filter holder of FIG. 1;

[56] **References Cited**

**U.S. PATENT DOCUMENTS**

D. 318,001	7/1991	Gavin et al. ....	D7/667
D. 389,697	1/1998	Smit .....	D7/400
3,610,132	10/1971	Martin et al. ....	156/217
3,861,975	1/1975	Hauslein .....	156/217
4,804,470	2/1989	Calvillo et al. ....	210/232
4,981,588	1/1991	Poulallion .....	210/474
5,536,396	7/1996	Mudra et al. ....	210/94
5,605,710	2/1997	Pridonoff et al. ....	210/94 J
5,632,889	5/1997	Tharp .....	210/165

FIG. 4 is a right side elevational view of the coffee filter holder of FIG. 1;

FIG. 5 is a top plan view of the coffee filter holder of FIG. 1; and,

FIG. 6 is a bottom plan view of the coffee filter holder of FIG. 1.

The broken lines showing coffee filters in FIGS. 3 and 4 are for illustrative purposes only and form no part of the claimed design.

**1 Claim, 3 Drawing Sheets**

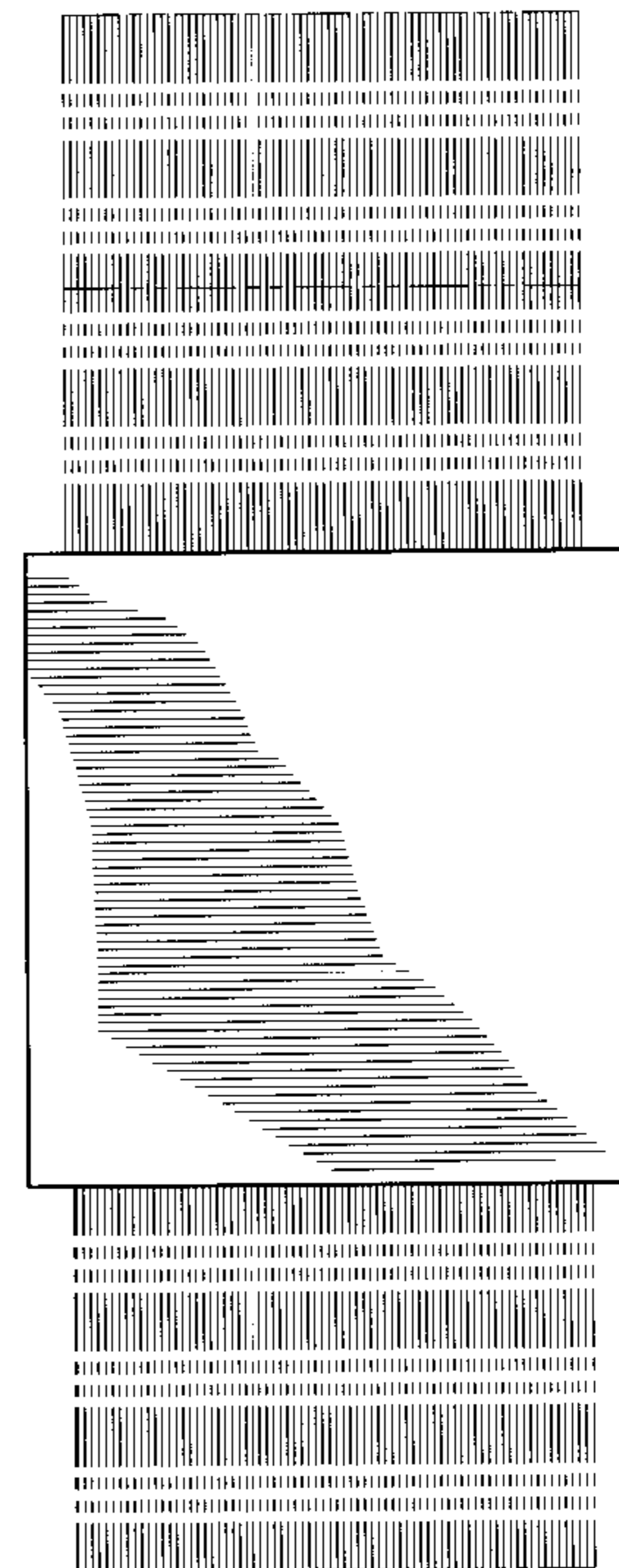



FIG. 1

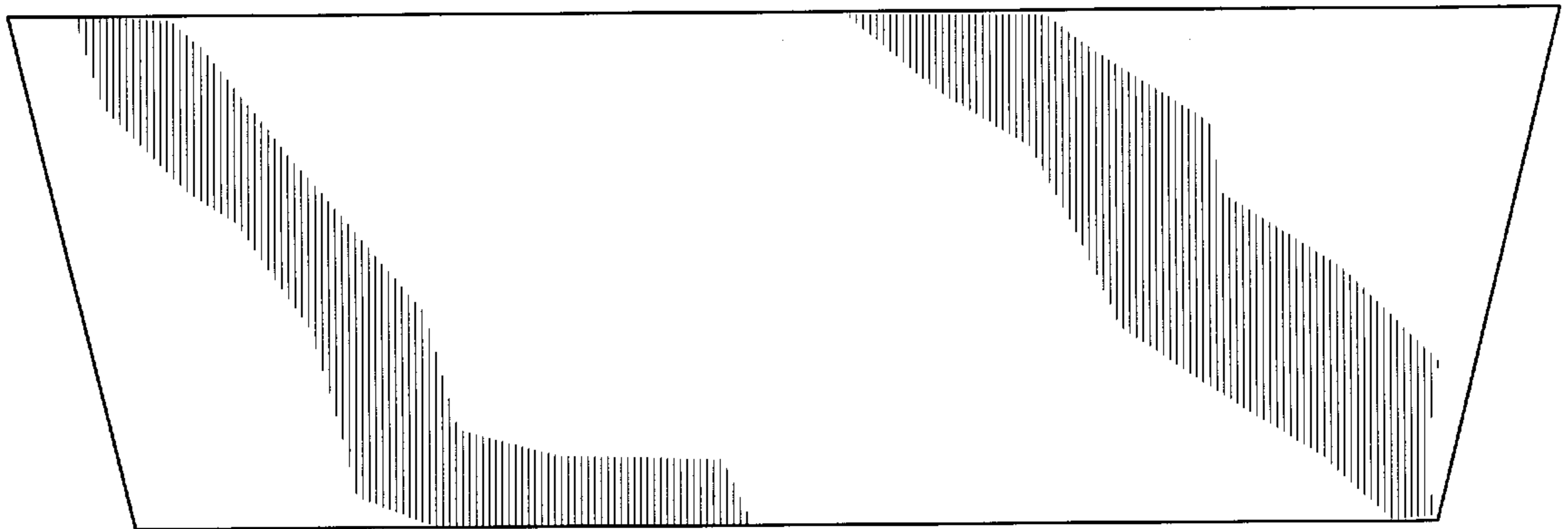
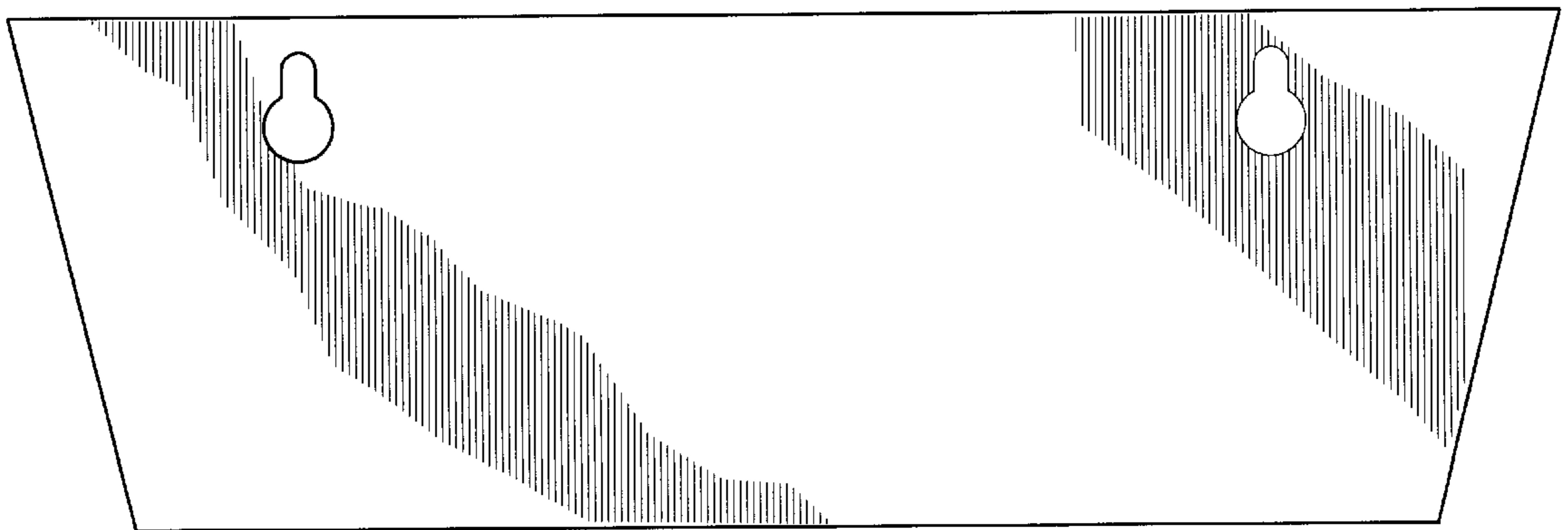


FIG. 2






FIG. 3

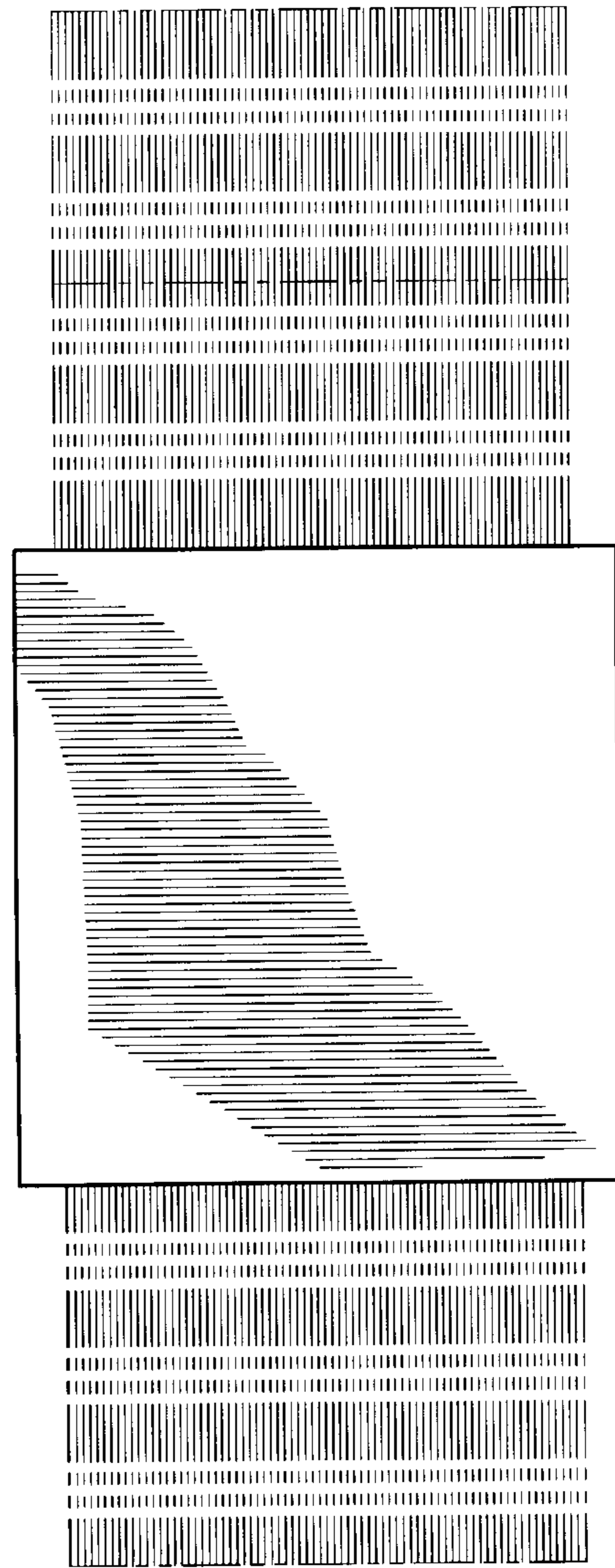


FIG. 4

FIG. 5

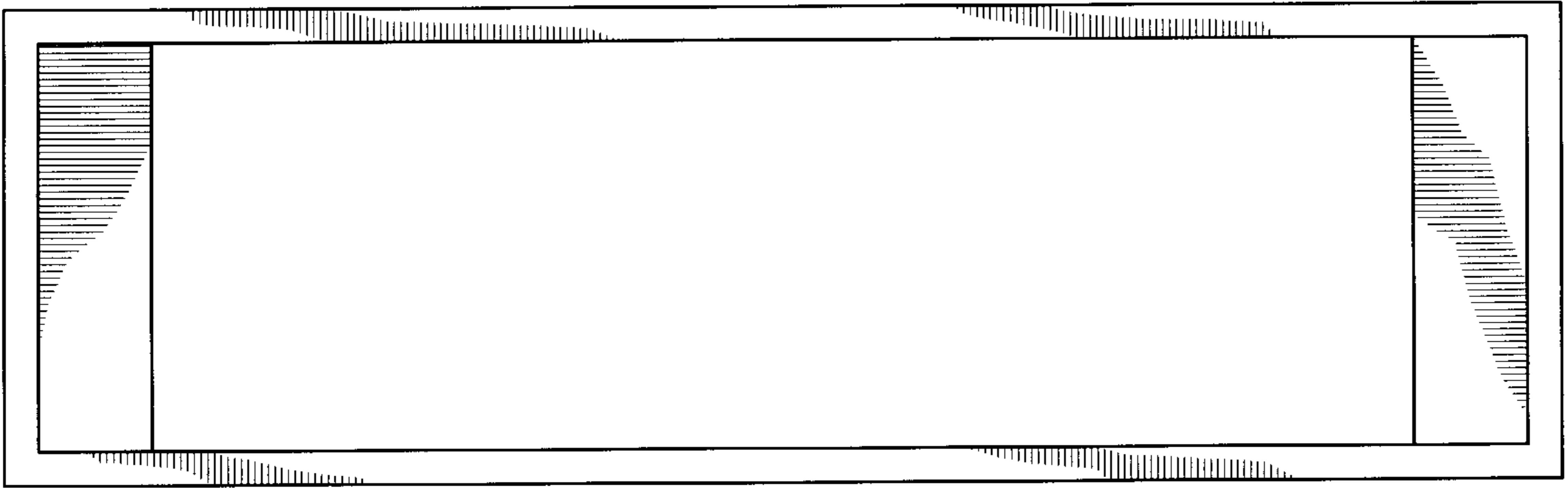


FIG. 6

