



US00D434935S

United States Patent [19] Lian

[11] Patent Number: **Des. 434,935**

[45] Date of Patent: **** Dec. 12, 2000**

[54] **PIPE HOLDER**

[76] Inventor: **Hwang Chin Lian**, No. 6, Alley 80,
Lane 325, Sec. 1, Chang Nan Rd.,
Chang Hua City, Chang Hua County,
Taiwan

[**] Term: **14 Years**

[21] Appl. No.: **29/104,866**

[22] Filed: **May 13, 1999**

[51] **LOC (7) Cl.** **06-02**

[52] **U.S. Cl.** **D6/550; D11/162**

[58] **Field of Search** D27/180, 181,
D27/182; 131/257, 260; 211/70.3; D8/546,
550, 549, 351; D11/162

[56] **References Cited**

U.S. PATENT DOCUMENTS

- D. 190,311 5/1961 Schulte D27/182
- D. 263,632 3/1982 Barberry, Jr. et al. D27/182

- D. 267,791 2/1983 Clark D11/162 X
- D. 268,531 4/1983 Leppard D27/181
- D. 287,647 1/1987 Ringle D27/181
- D. 314,357 2/1991 McDuffie D11/162

Primary Examiner—Susan J. Lucas
Assistant Examiner—Jennifer Rivard
Attorney, Agent, or Firm—Harrison & Egbert


[57] **CLAIM**

I claim the ornamental design for a pipe holder, as shown and described.

DESCRIPTION

FIG. 1 is a frontal perspective view of a pipe holder showing my design;
FIG. 2 is a front view thereof;
FIG. 3 is a back view thereof;
FIG. 4 is a side view thereof;
FIG. 5 is an opposite side view thereof;
FIG. 6 is a top view thereof; and,
FIG. 7 is a bottom view thereof.

1 Claim, 3 Drawing Sheets






FIG. 1




FIG. 2




FIG. 3




FIG.5

FIG.4

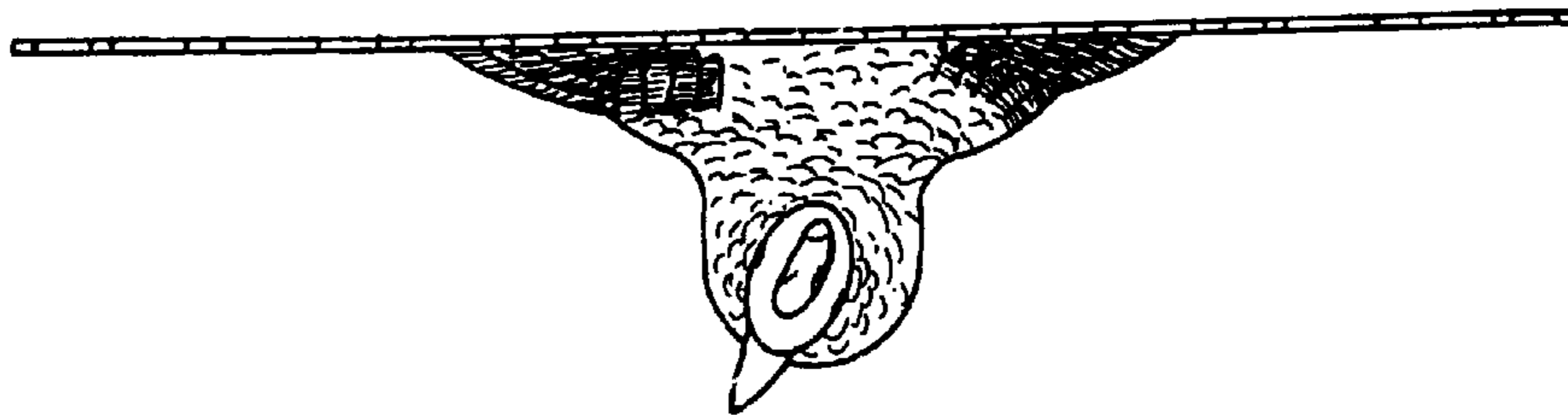


FIG.6




FIG.7