



US00D434933S

United States Patent [19]

Fiegl et al.

[11] **Patent Number: Des. 434,933**

[45] **Date of Patent: ** Dec. 12, 2000**

[54] **RESERVE TOILET PAPER ROLL HOLDER**

[75] Inventors: **Tomas Fiegl; Achim Pohl**, both of Darmstadt, Germany

[73] Assignee: **Hansa Metallwerke AG**, Germany

[**] Term: **14 Years**

[21] Appl. No.: **29/099,613**

[22] Filed: **Jan. 25, 1999**

[30] Foreign Application Priority Data

Jul. 24, 1998 [DE] Germany 498 07 239

[51] **LOC (7) Cl.** **07-07**

[52] **U.S. Cl.** **D6/523**

[58] **Field of Search** D6/524, 518-523, D6/546-550; D8/300, 307, 308, 315, 305; 242/570, 590, 597, 597.4, 597.5; 312/34.8

[56] References Cited

U.S. PATENT DOCUMENTS

D. 166,534 4/1952 Grady D6/523

D. 277,437	2/1985	Lehtio et al.	D6/523
D. 304,402	11/1989	Van Hoose	D6/523
D. 336,726	6/1993	Paulin et al.	D6/549
D. 362,362	9/1995	Moon	D6/549
D. 386,638	11/1997	Fong	D6/523 X
D. 402,527	12/1998	Mahlmann et al.	D8/308
2,632,605	3/1953	Lee	D6/523 X

Primary Examiner—Brian N. Vinson


[57] CLAIM

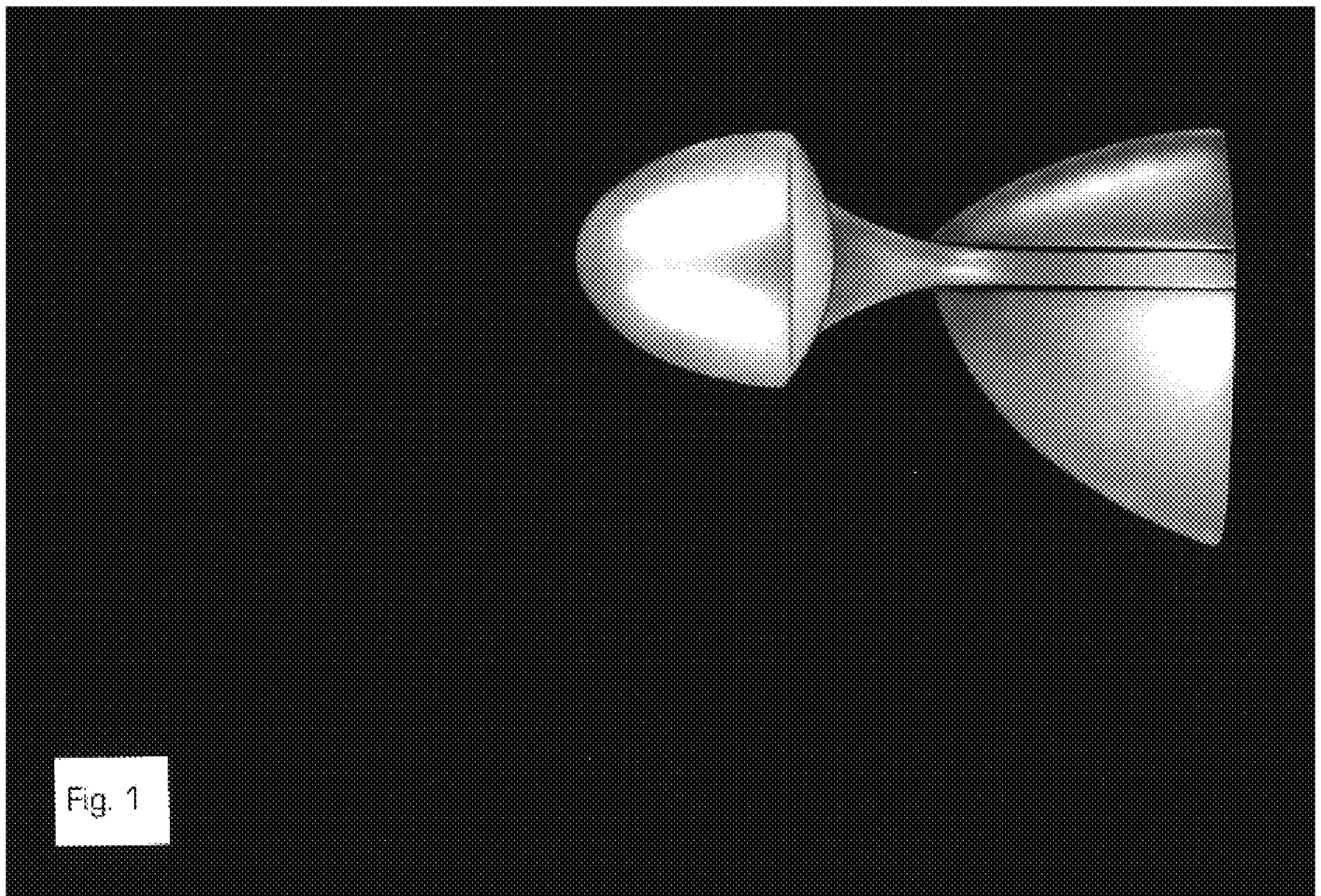
We claim the ornamental design for a reserve toilet paper roll holder, as shown.

DESCRIPTION

FIG. 1 is a right side elevation of a reserve toilet paper roll holder showing our new design.
 FIG. 2 is a left side elevation thereof.
 FIG. 3 is a front view thereof.
 FIG. 4 is a rear view thereof.
 FIG. 5 is a top view thereof.
 FIG. 6 is a bottom view thereof; and,
 FIG. 7 is a perspective view thereof.

1 Claim, 7 Drawing Sheets





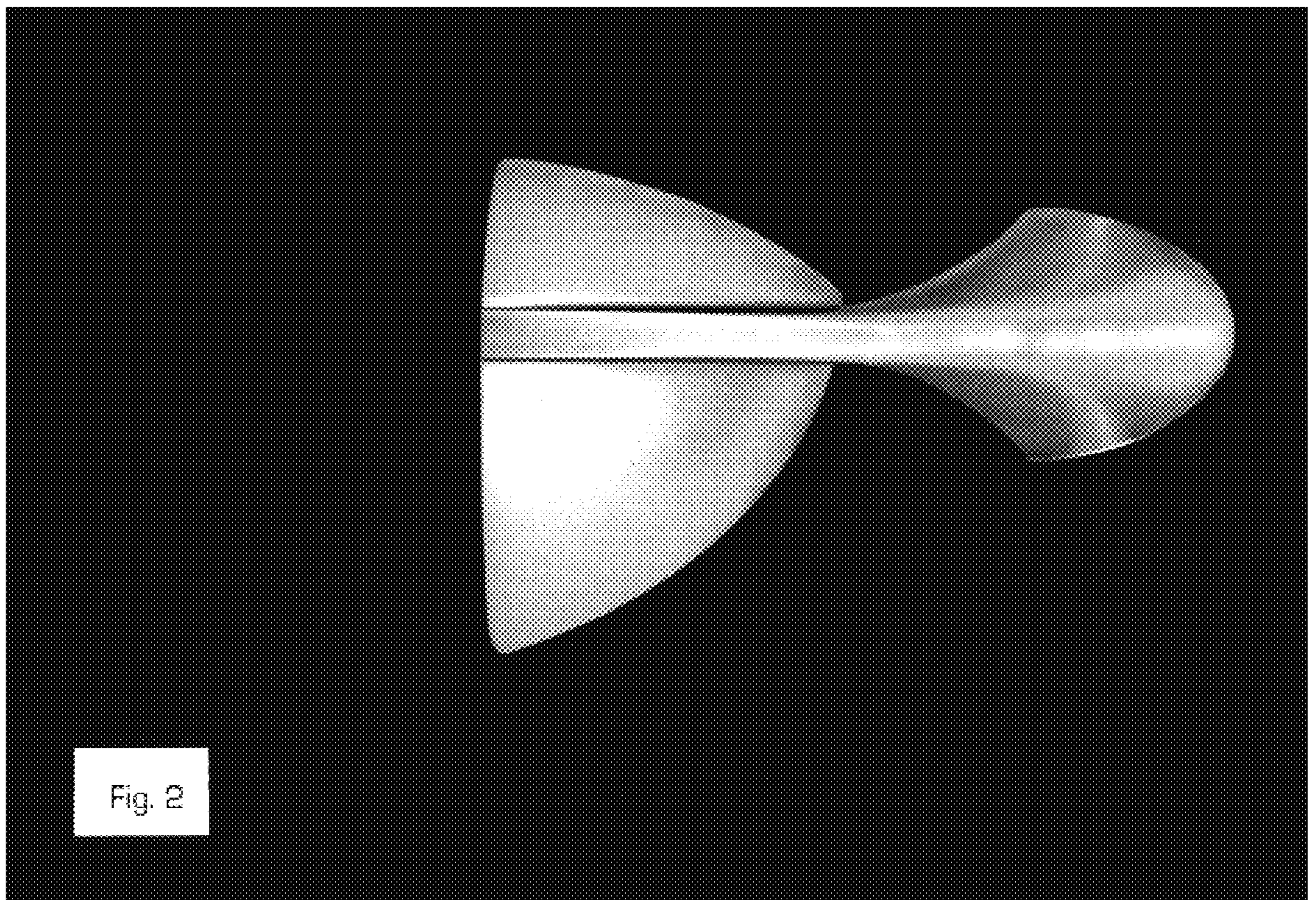


Fig. 2

