



US00D434927S

**United States Patent** [19]  
**Chu et al.**

[11] **Patent Number: Des. 434,927**  
[45] **Date of Patent: \*\* Dec. 12, 2000**

[54] **STORAGE CABINET**

D. 403,530 1/1999 Lin ..... D6/445

[76] Inventors: **Chau-Ho Chu**, 5F-2, No. 10, King San Road; **Kam-Kai Lai**, 6F-1, No. 130, Chong Der Road; **Jack Liu**, P.O. Box 63-247, all of Taichung, Taiwan

*Primary Examiner*—Cathron B. Matta  
*Attorney, Agent, or Firm*—Alan Kamrath

[\*\*] Term: **14 Years**

[57] **CLAIM**

The ornamental design for storage cabinet, as shown and described.

[21] Appl. No.: **29/115,504**

**DESCRIPTION**

[22] Filed: **Dec. 15, 1999**

FIG. 1 is a perspective view of a storage cabinet showing my new design;

[51] **LOC (7) Cl.** ..... **06-04**

FIG. 2 is a front elevational view thereof;

[52] **U.S. Cl.** ..... **D6/446**

FIG. 3 is a rear elevational view thereof;

[58] **Field of Search** ..... D6/432, 434, 440, D6/445, 446; 312/204

FIG. 4 is a left elevational view thereof; the opposite side being a mirror image of the shown; and, FIG. 5 is a top plan view thereof.

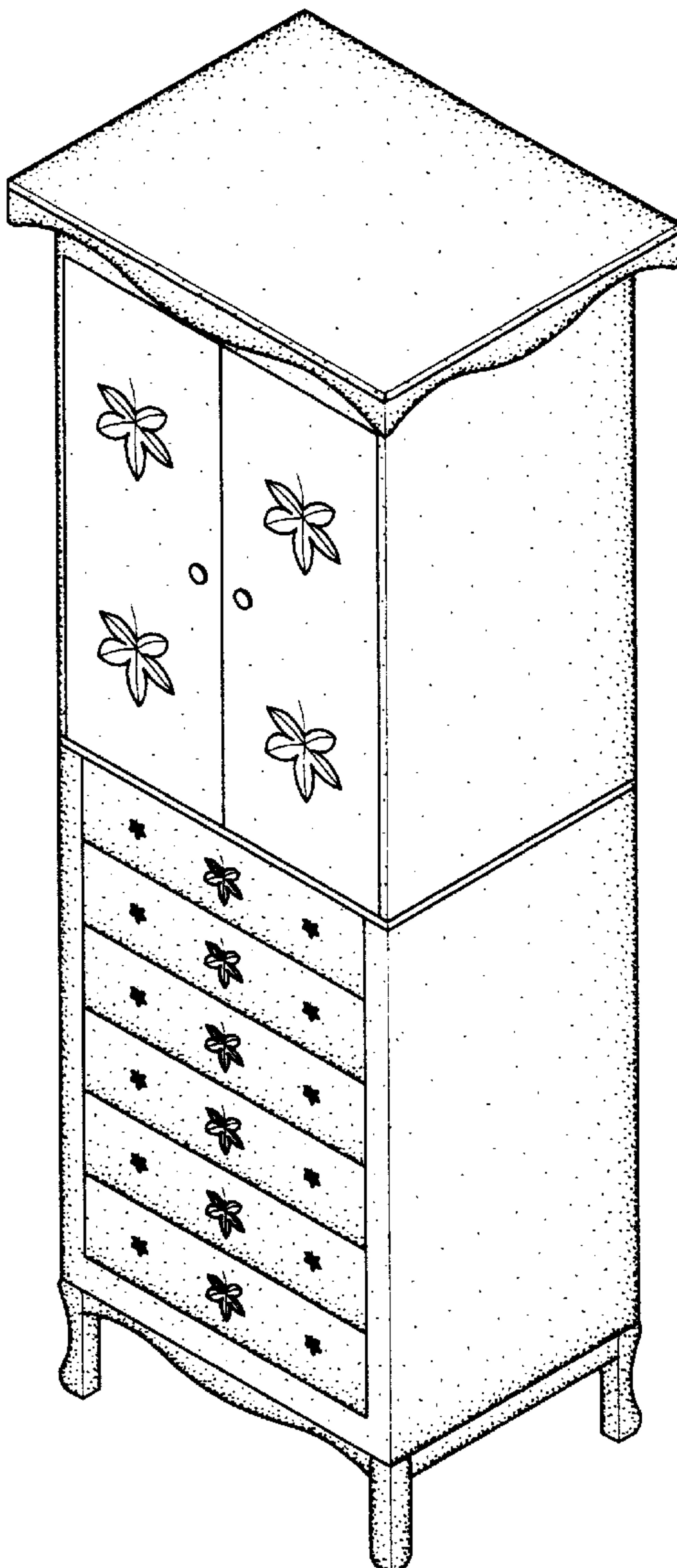
[56] **References Cited**

The bottom of the storage cabinet forms no part of the claimed design.

**U.S. PATENT DOCUMENTS**

D. 385,434 10/1997 Shih ..... D6/445 X

**1 Claim, 5 Drawing Sheets**



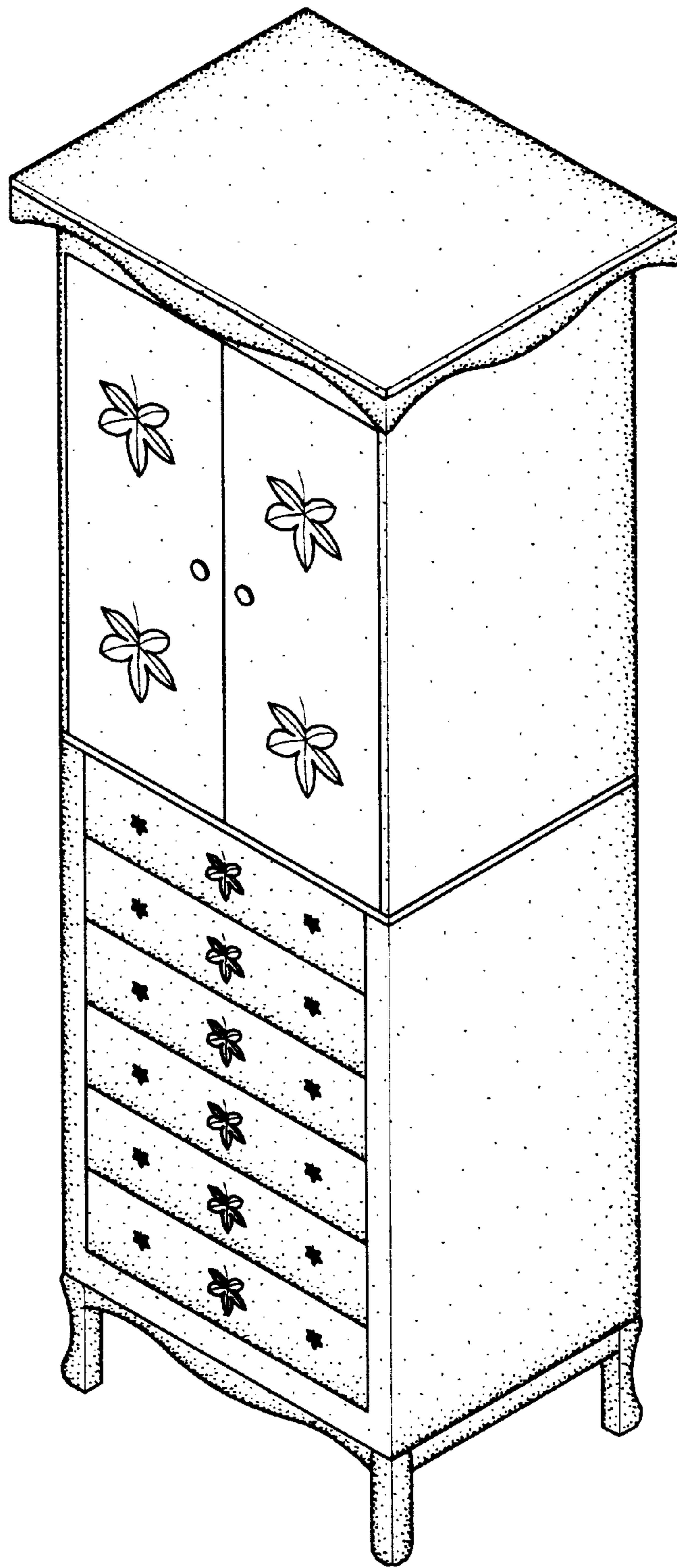


Fig. 1




Fig. 2

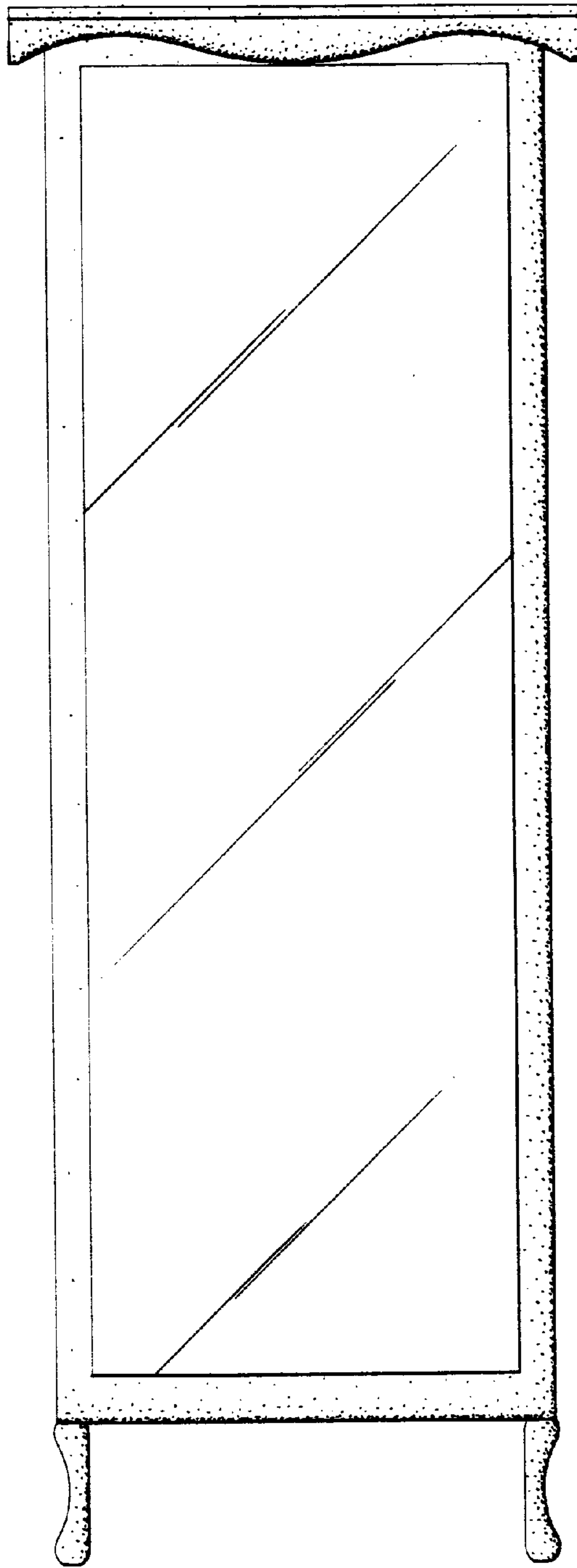


Fig. 3




Fig. 4




Fig. 5