



US00D434925S

United States Patent [19]

Wanek et al.

[11] Patent Number: **Des. 434,925**

[45] Date of Patent: **** Dec. 12, 2000**

[54] **DRESSER**

[75] Inventors: **Ronald G. Wanek**, Arcadia; **John J. Amell**, La Crosse, both of Wis.

[73] Assignee: **Ashley Furniture Industries, Inc.**, Arcadia, Wis.

[**] Term: **14 Years**

[21] Appl. No.: **29/087,317**

[22] Filed: **Apr. 30, 1998**

Related U.S. Application Data

[62] Division of application No. 29/065,625, Jan. 31, 1996, Pat. No. Des. 404,941.

[51] **LOC (7) Cl.** **06-04**

[52] **U.S. Cl.** **D6/446**

[58] **Field of Search** D6/432-448; 312/204, 312/257

References Cited

U.S. PATENT DOCUMENTS

D. 141,376 5/1945 Miller D6/446

D. 158,431	5/1950	Bevelacqua	D6/446
D. 170,856	11/1953	Gershun	D6/446
D. 176,404	12/1955	Carr	D6/446
D. 184,935	4/1959	Herrmann	D6/446
D. 193,717	10/1962	Deaton	D6/446
D. 396,577	8/1998	Zaidman	D6/446
D. 399,372	10/1998	Zaidman et al.	D6/446
D. 401,082	11/1998	O'hare	D6/446
D. 401,443	11/1998	Zaidman	D6/446
D. 404,223	1/1999	Bargagli-Stoffi	D6/444

Primary Examiner—Carmen H. Vales-Lado
Attorney, Agent, or Firm—Douglas J. Christensen

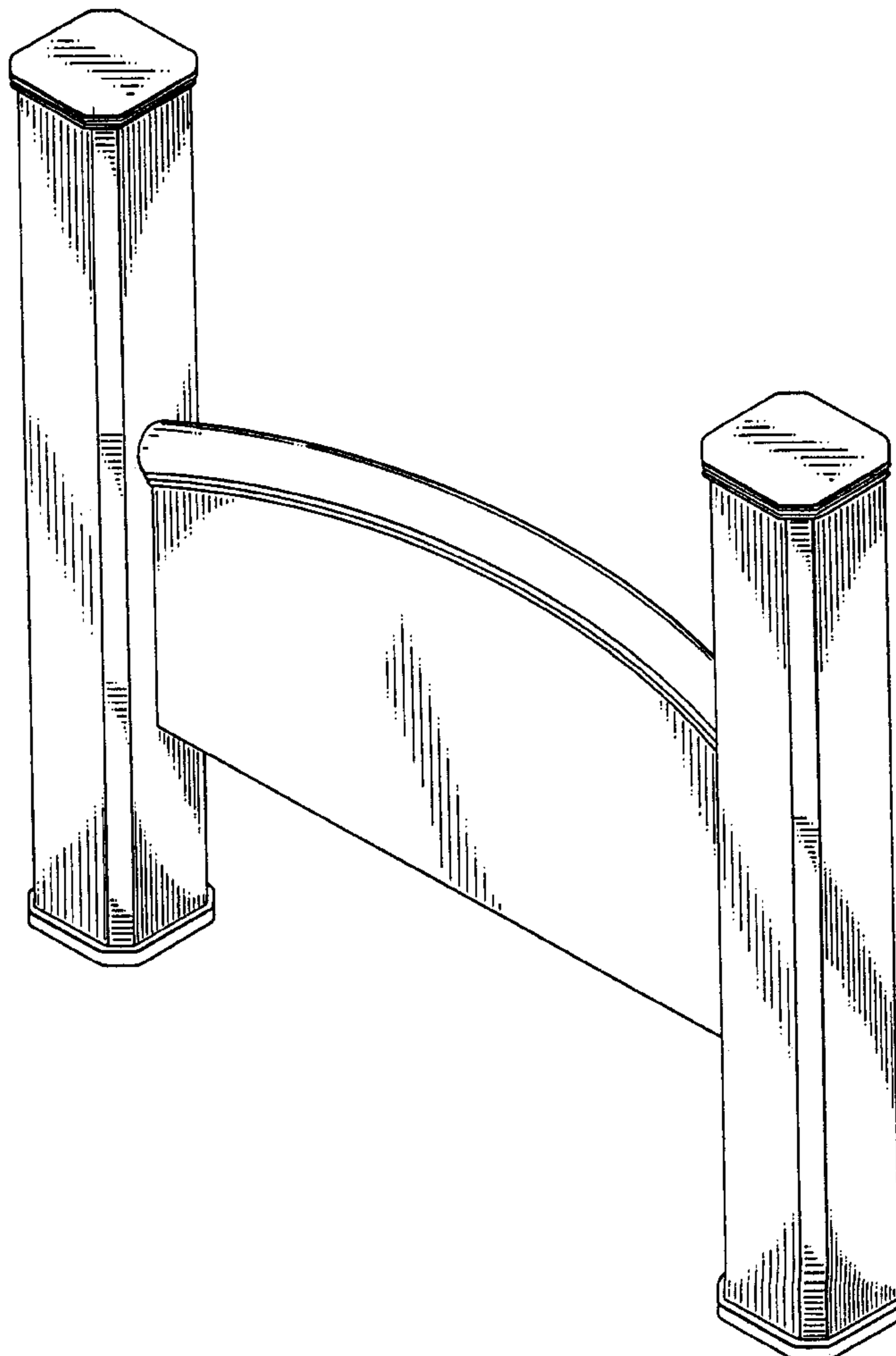
[57] CLAIM

The ornamental design for a dresser, as shown and described.

DESCRIPTION

FIG. 1 is a perspective view of a dresser showing our new design;
FIG. 2 is a top plan view thereof;
FIG. 3 is a front elevational view thereof; and,
FIG. 4 is a side elevational view, the opposite side being a mirror image thereof.

1 Claim, 2 Drawing Sheets



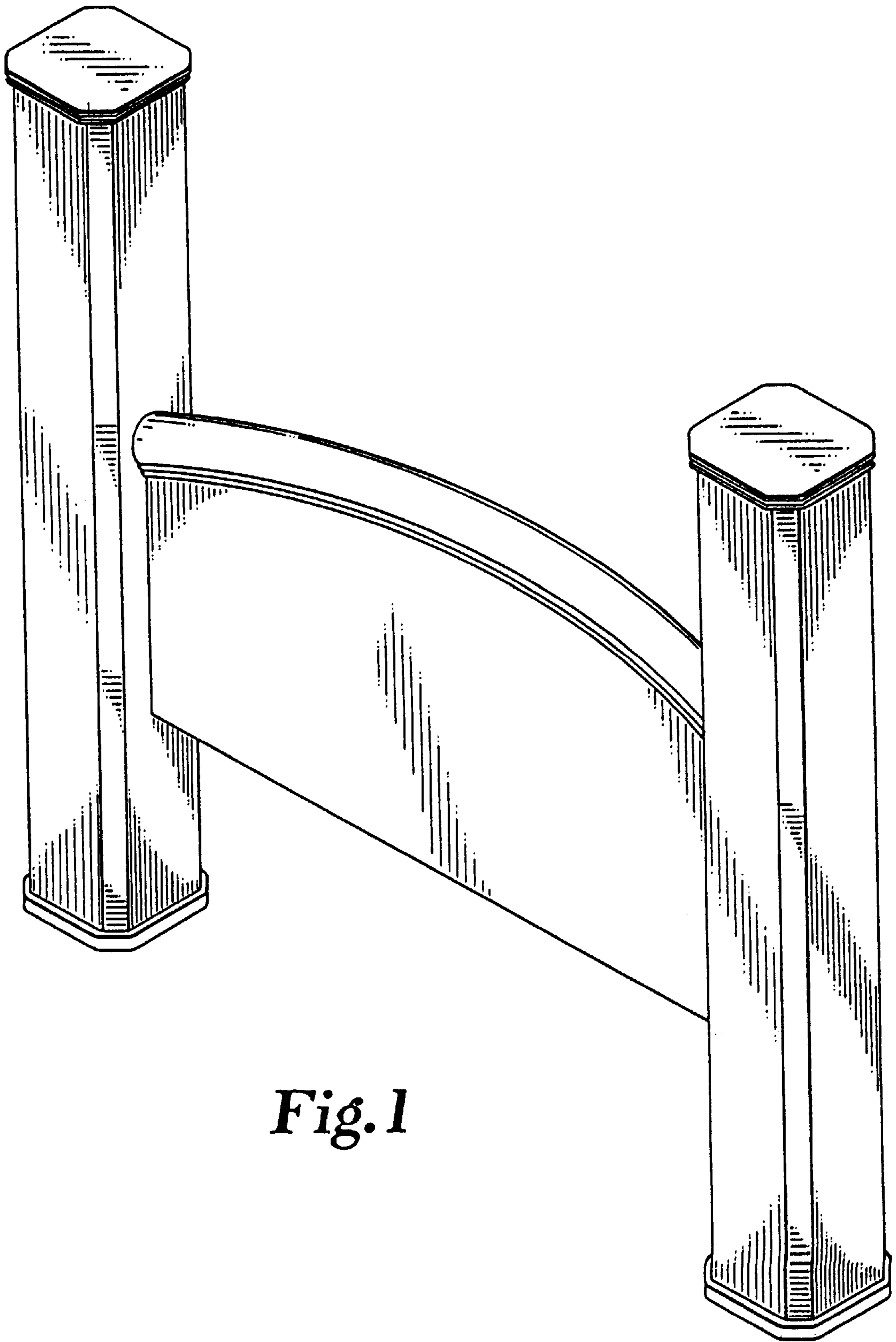


Fig. 1

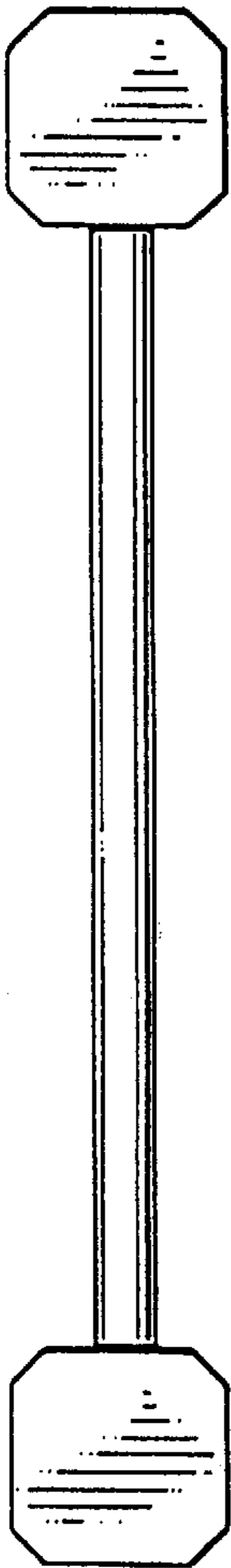


Fig. 2

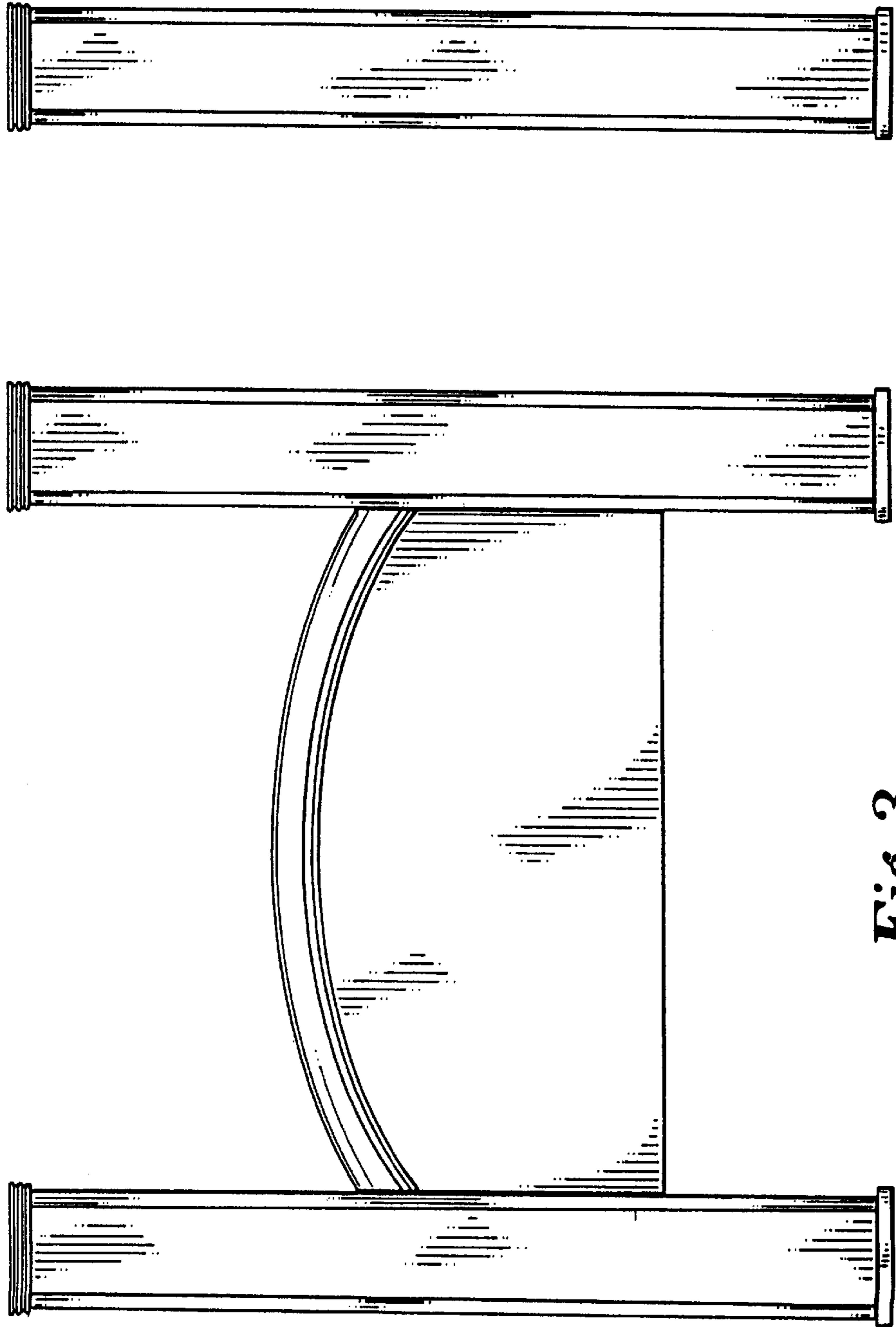


Fig. 4

Fig. 3