



US00D434924S

United States Patent [19] Jermain

[11] **Patent Number: Des. 434,924**

[45] **Date of Patent: ** Dec. 12, 2000**

[54] **LOCKER**

[75] Inventor: **Richard B. Jermain**, Kennedy, N.Y.

[73] Assignee: **American Locker Group Incorporated**, Jamestown, N.Y.

[**] Term: **14 Years**

[21] Appl. No.: **29/111,417**

[22] Filed: **Sep. 27, 1999**

[51] **LOC (7) Cl.** **06-04**

[52] **U.S. Cl.** **D6/445; D6/432**

[58] **Field of Search** **D6/432-448; 312/108, 312/199, 204, 183, 329**

[56] **References Cited**

U.S. PATENT DOCUMENTS

D. 113,622 3/1939 Derman D6/433

D. 252,430 7/1979 Oakley et al. D6/432
D. 423,814 5/2000 Belka et al. D6/432
2,347,985 5/1944 Beersman 312/204 X

Primary Examiner—Cathron B. Matta
Attorney, Agent, or Firm—Kirkpatrick & Lockhart LLP

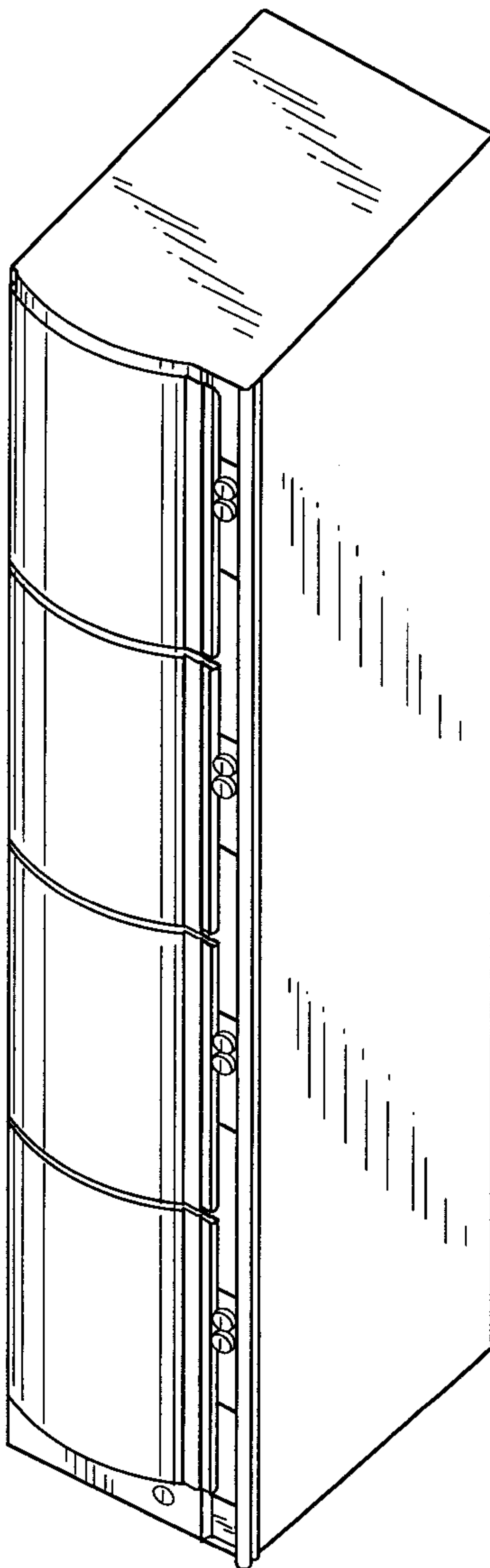
[57] **CLAIM**

The ornamental design for a locker, as shown and described.

DESCRIPTION

FIG. 1 is a perspective view of a locker constructed in accordance with the present invention;
FIG. 2 is a front elevational view thereof;
FIG. 3 is a left side elevational view thereof;
FIG. 4 is a right side elevational view thereof;
FIG. 5 is a top view thereof; and,
FIG. 6 is a bottom view thereof.

1 Claim, 5 Drawing Sheets



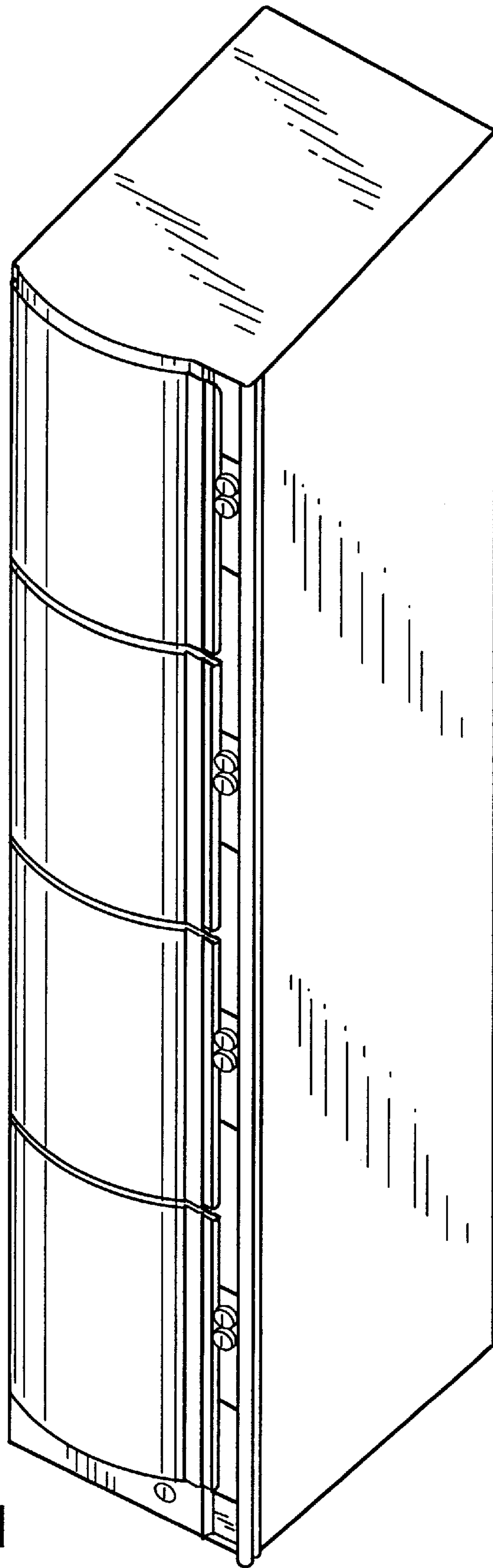


FIG. 1




FIG. 2

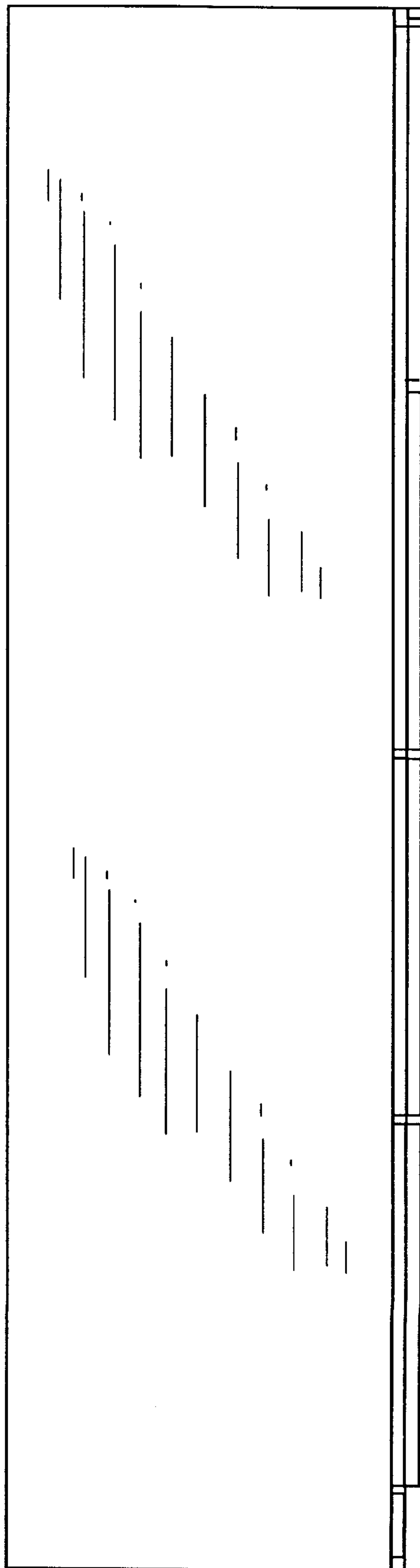


FIG. 3

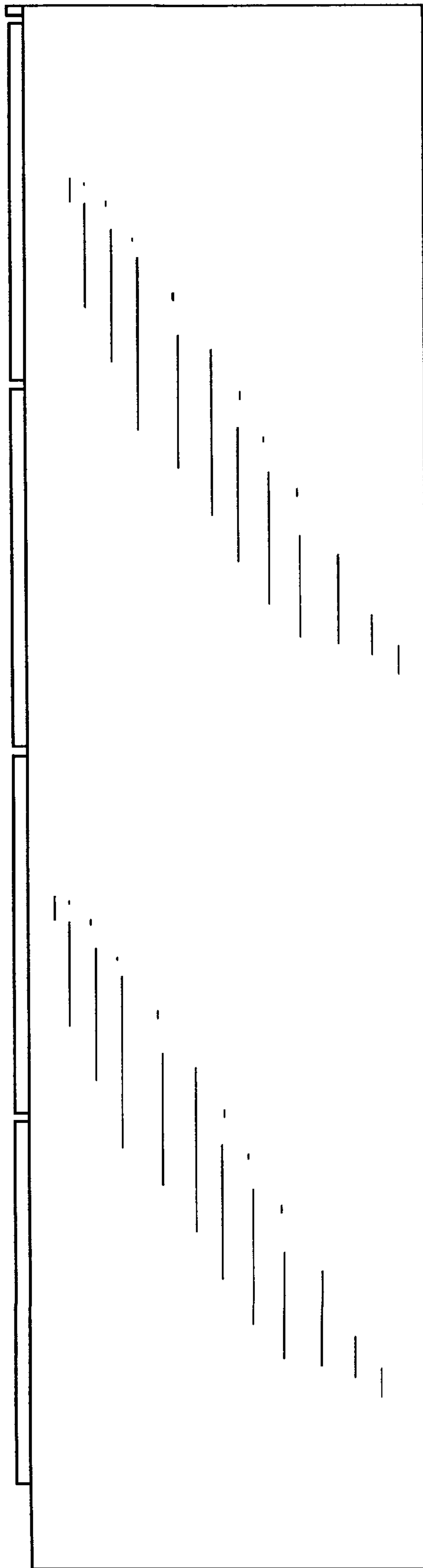


FIG. 4




FIG. 5



FIG. 6