



US00D434922S

# United States Patent [19]

Walters, III et al.

[11] Patent Number: **Des. 434,922**

[45] Date of Patent: **\*\* Dec. 12, 2000**

[54] **DESK**

[75] Inventors: **Guy A. Walters, III**, High Point;  
**Daniel David Wistehuff, Sr.**,  
Greensboro, both of N.C.

[73] Assignee: **Thomasville Furniture Industries, Inc.**, Thomasville, N.C.

[\*\*] Term: **14 Years**

[21] Appl. No.: **29/112,347**

[22] Filed: **Oct. 14, 1999**

[51] **LOC (7) Cl.** ..... **06-04**

[52] **U.S. Cl.** ..... **D6/426; D6/440; D6/443**

[58] **Field of Search** ..... **D6/432, 433, 436, D6/440, 443; 312/33, 204, 233**

[56] **References Cited**

**U.S. PATENT DOCUMENTS**

- D. 362,133 9/1995 Ward ..... D6/426
- D. 371,015 6/1996 Walters, III et al. .... D6/433

**OTHER PUBLICATIONS**

Thomasville, Replicas 1800 Schoolmasters Desk, p. 43, unknown.  
Photo of desk, possibly by Harden.

*Primary Examiner*—Cathron B. Matta  
*Attorney, Agent, or Firm*—Rhodes & Mason, P.L.L.C.

[57] **CLAIM**

The ornamental design for a desk, as shown and described.

**DESCRIPTION**

FIG. 1 is a left front perspective view of a desk showing our new design;


FIG. 2 is a side view, the opposite side being a mirror image thereof;

FIG. 3 is a front elevational view thereof; and,

FIG. 4 is a top view thereof.

The bottom and rear elevational views of the design are not shown and form no part of the claim design. The dashed lines represent environmental elements only and form no part of the claimed design.

**1 Claim, 4 Drawing Sheets**






FIG. 1




FIG. 2




FIG. 3

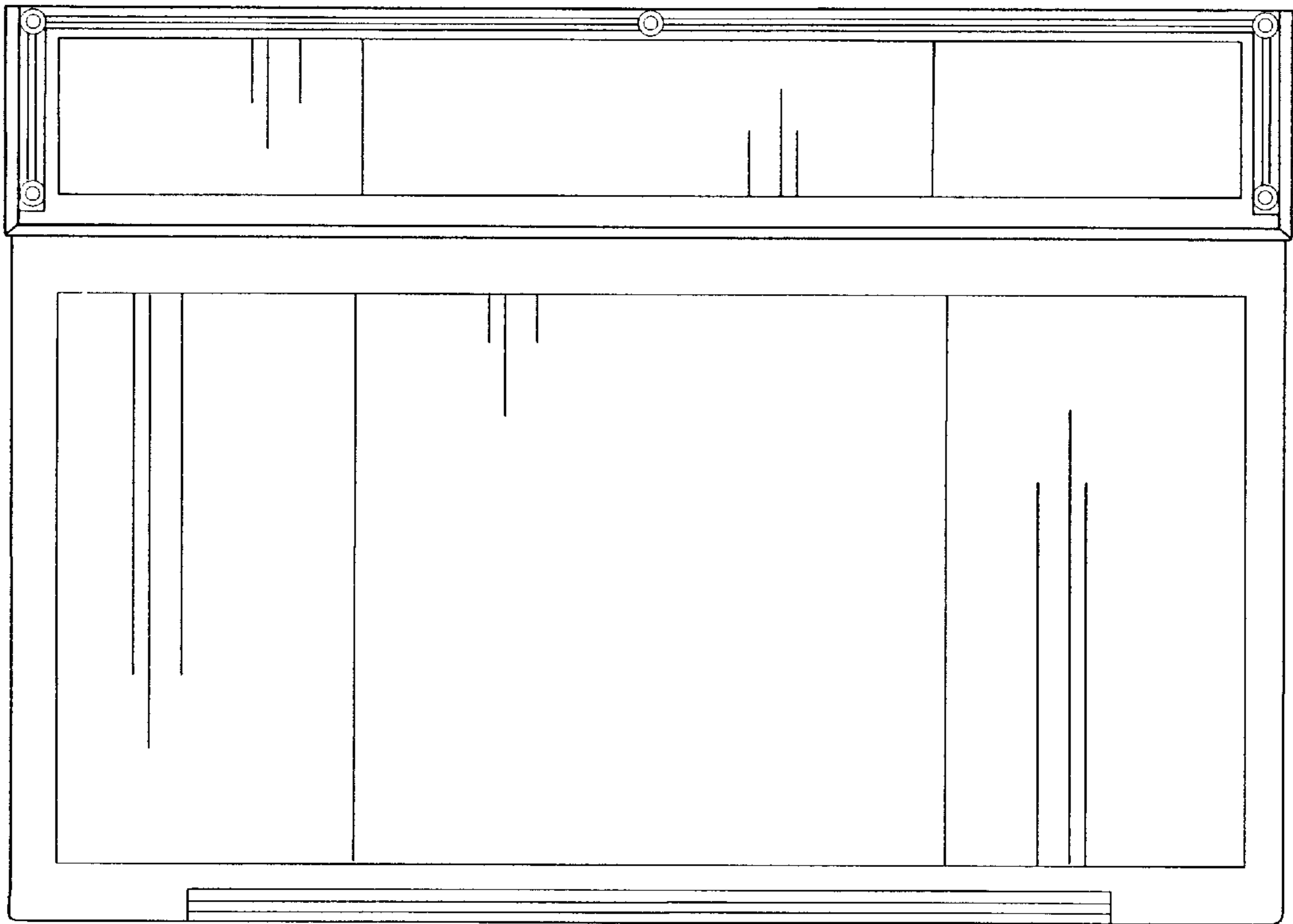


FIG. 4