



US00D434908S

United States Patent [19]
Bojar

[11] **Patent Number: Des. 434,908**

[45] **Date of Patent: ** Dec. 12, 2000**

[54] **TOOTH BRUSH HEAD**

[76] Inventor: **James A. Bojar**, 2524 Pasadena Blvd.,
Wauwatosa, Wis. 53226

[**] Term: **14 Years**

[21] Appl. No.: **29/119,987**

[22] Filed: **Mar. 13, 2000**

[51] **LOC (7) Cl.** **04-02**

[52] **U.S. Cl.** **D4/112**

[58] **Field of Search** D4/104-112, 130,
D4/132, 134; 15/22.1, 110, 159.1, 160,
167.1, 167.2, 186, 187, 191.1, 192, 193,
DIG. 5, DIG. 6; 132/308; 601/139, 141

[56] **References Cited**

U.S. PATENT DOCUMENTS

2,819,482	1/1958	Applegate	15/110
3,941,424	3/1976	Balamuth et al.	15/22.1 X
5,570,487	11/1996	Schneider	15/167.1

Primary Examiner—Alan P. Douglas
Assistant Examiner—Lavone Tabor
Attorney, Agent, or Firm—Robert T. Johnson

[57] **CLAIM**

The ornamental design for a tooth brush head, as shown and described.

DESCRIPTION

FIG. 1—is a top plan view of a first embodiment for a tooth brush head, showing my new design;

FIG. 2—is a plan view of the bottom thereof;

FIG. 3—is a right side view thereof,

FIG. 4—is a front elevational view thereof;

FIG. 5—is a rear elevational view of the tooth brush head;

FIG. 6—is a left side view thereof;

FIG. 7—is a top plan view of a second embodiment for a tooth brush head;

FIG. 8—is a front elevational view thereof;

FIG. 9—is a rear elevational view thereof;

FIG. 10—is an enlarged perspective view of the first embodiment for a tooth brush head; and,

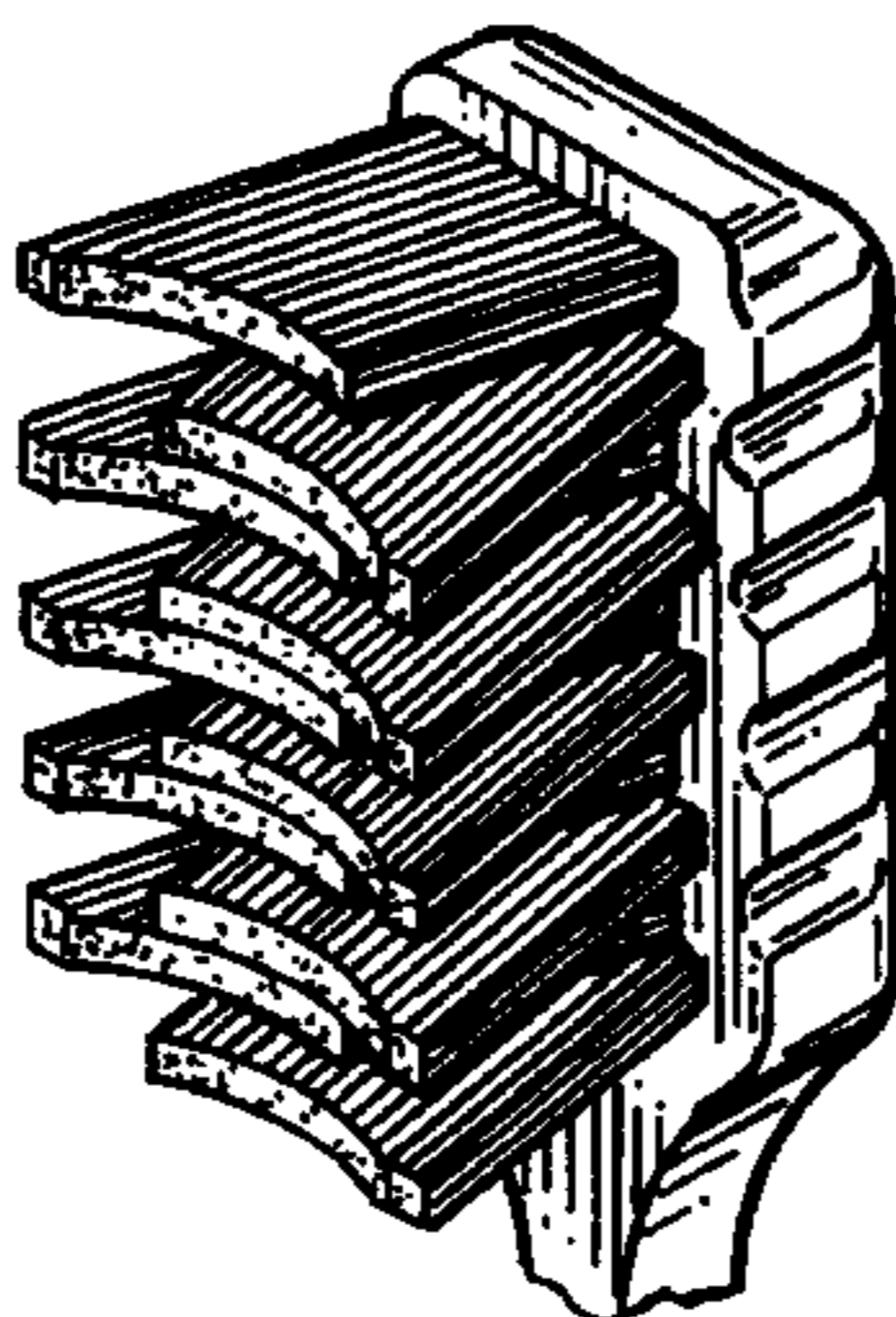
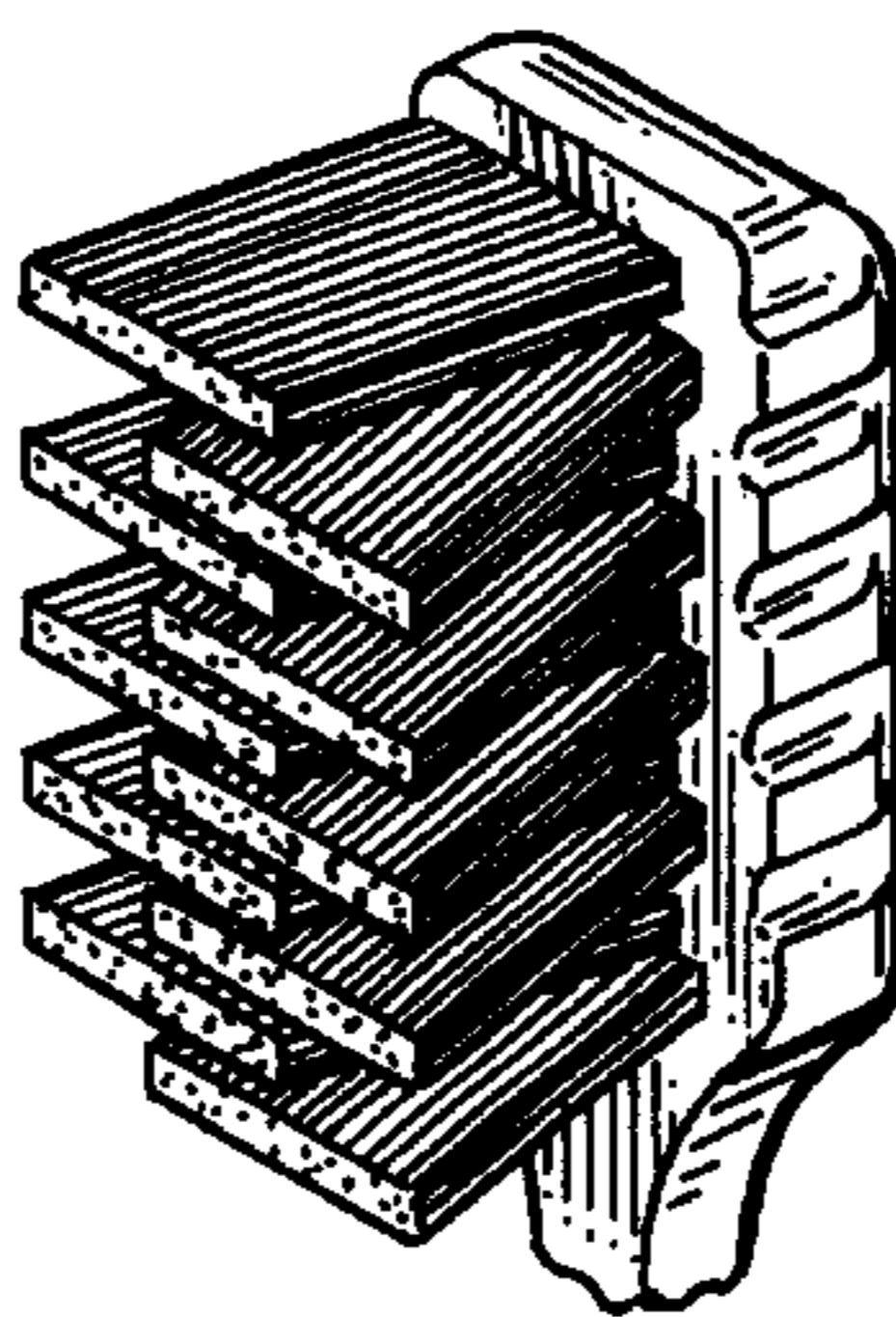
FIG. 11—is an enlarged perspective view of the second embodiment for a tooth brush head.

The left and right side views of the second embodiment are the same as the left and right side views of the first embodiment as shown in FIGS. 3 and 6.

The dashed lines in FIGS. 1, 2, 3, 6 and 7 indicate a portion of tooth brush excluded from the claim.

The broken away handle indicates indeterminate length.

1 Claim, 2 Drawing Sheets






FIG 1




FIG 2




FIG 3




FIG 6




FIG 4




FIG 5

