



US00D434897S

**United States Patent** [19]  
**Hillman**

[11] **Patent Number: Des. 434,897**

[45] **Date of Patent: \*\* Dec. 12, 2000**

[54] **CASE FOR HOLDING A COMPACT DISC  
PLAYER AND COMPACT DISCS WITH  
INTERCONNECTED BELT**

[75] Inventor: **Jack L. Hillman**, Englewood, Colo.

[73] Assignee: **Case Logic, Inc**, Longmont, Colo.

[\*\*] Term: **14 Years**

[21] Appl. No.: **29/110,883**

[22] Filed: **Sep. 15, 1999**

[51] **LOC (7) Cl.** ..... **03-01**

[52] **U.S. Cl.** ..... **D3/218; D3/226**

[58] **Field of Search** ..... D3/218, 215, 224,  
D3/226, 228, 233; 224/901, 904, 240, 236;  
D6/407, 631, 632, 633, 634

[56] **References Cited**

**U.S. PATENT DOCUMENTS**

D. 298,286	11/1988	Mastronardo	.....	D6/633
D. 337,652	7/1993	Vierra	.....	D6/633
D. 384,808	10/1997	Carretta	.....	D3/226 X
D. 395,163	6/1998	Huang	.....	D3/226
D. 418,287	1/2000	Moor	.....	D3/218 X
5,570,824	11/1996	Lyon et al.	.....	224/240

**OTHER PUBLICATIONS**

Case Logic 1999 Product Catalog.

Discwasher 1999 Sales Flyer.

BMI 1998 Product Catalog.

CD Projects 1999 Product Catalog.

*Primary Examiner*—Louis S. Zarfes

*Assistant Examiner*—Catherine R. Oliver

*Attorney, Agent, or Firm*—Sheridan Ross P.C.

[57] **CLAIM**

The ornamental design for a case for holding a compact disc player and compact discs with interconnected belt, as shown and described.

**DESCRIPTION**

FIG. 1 is a front perspective view of a case for holding a compact disc player and compact discs with interconnected belt, showing my new design with the case in a partially open position, with environment;

FIG. 2 is a front elevation view of the invention illustrated in FIG. 1;

FIG. 3 is a top plan view of the invention illustrated in FIG. 1;

FIG. 4 is a rear elevation view of the invention illustrated in FIG. 1;

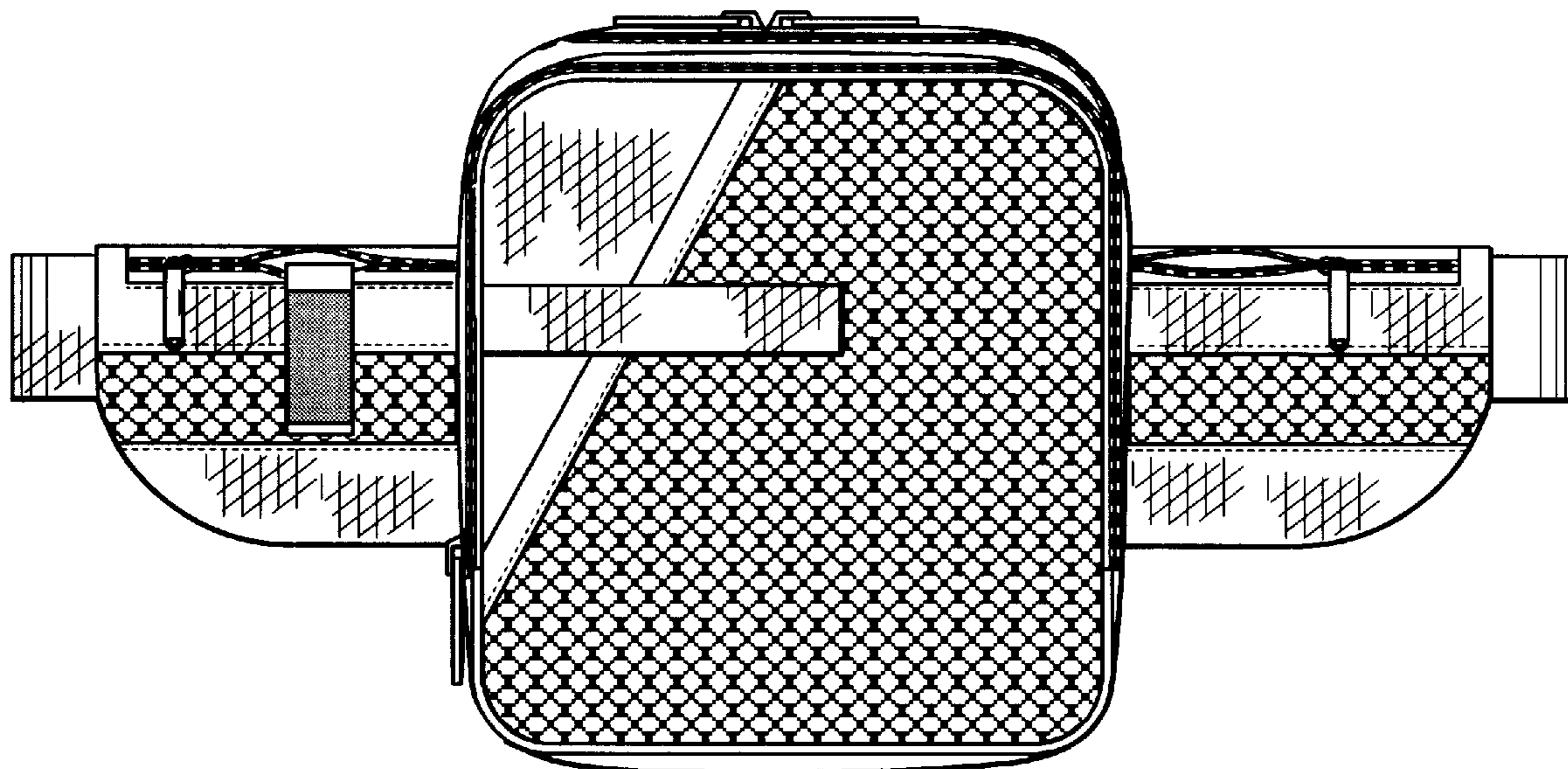
FIG. 5 is a bottom plan view of the invention illustrated in FIG. 1;

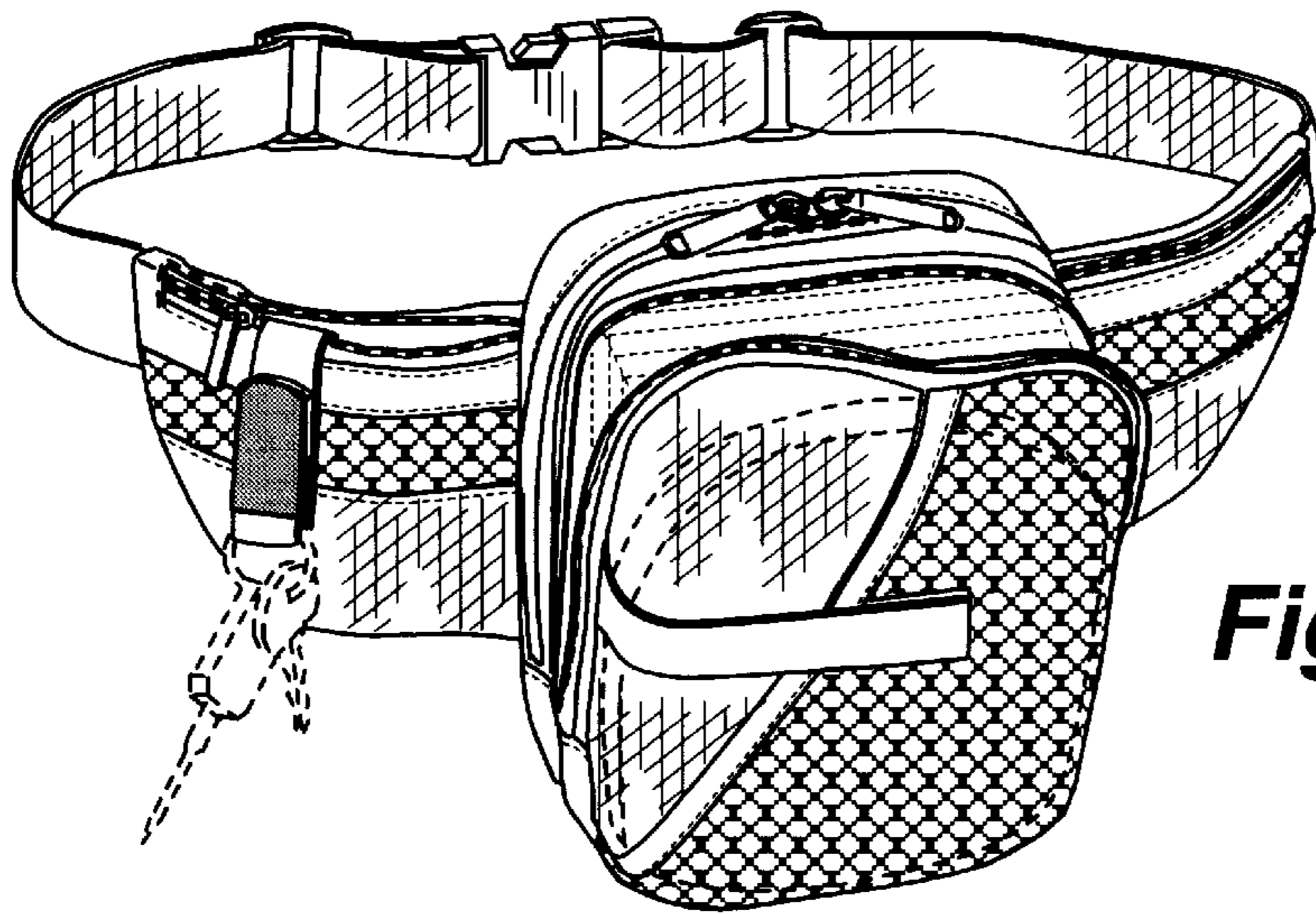
FIG. 6 is a left elevation view of the invention illustrated in FIG. 1; and,

FIG. 7 is a right elevation view of the invention illustrated in FIG. 1.

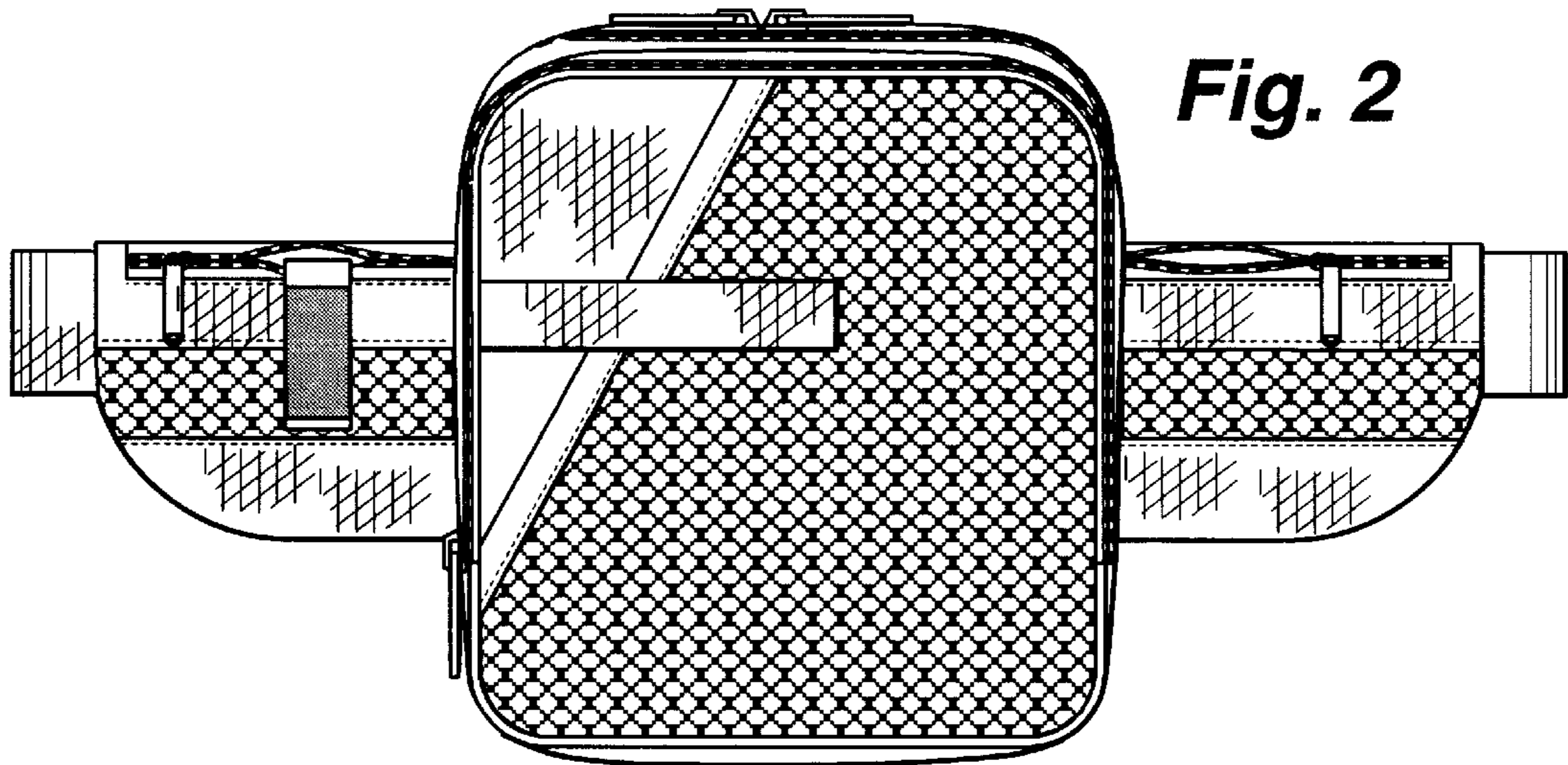
The broken line showing the environment in the drawings is for illustrative purposes only and forms no part of the claimed design.

**1 Claim, 2 Drawing Sheets**

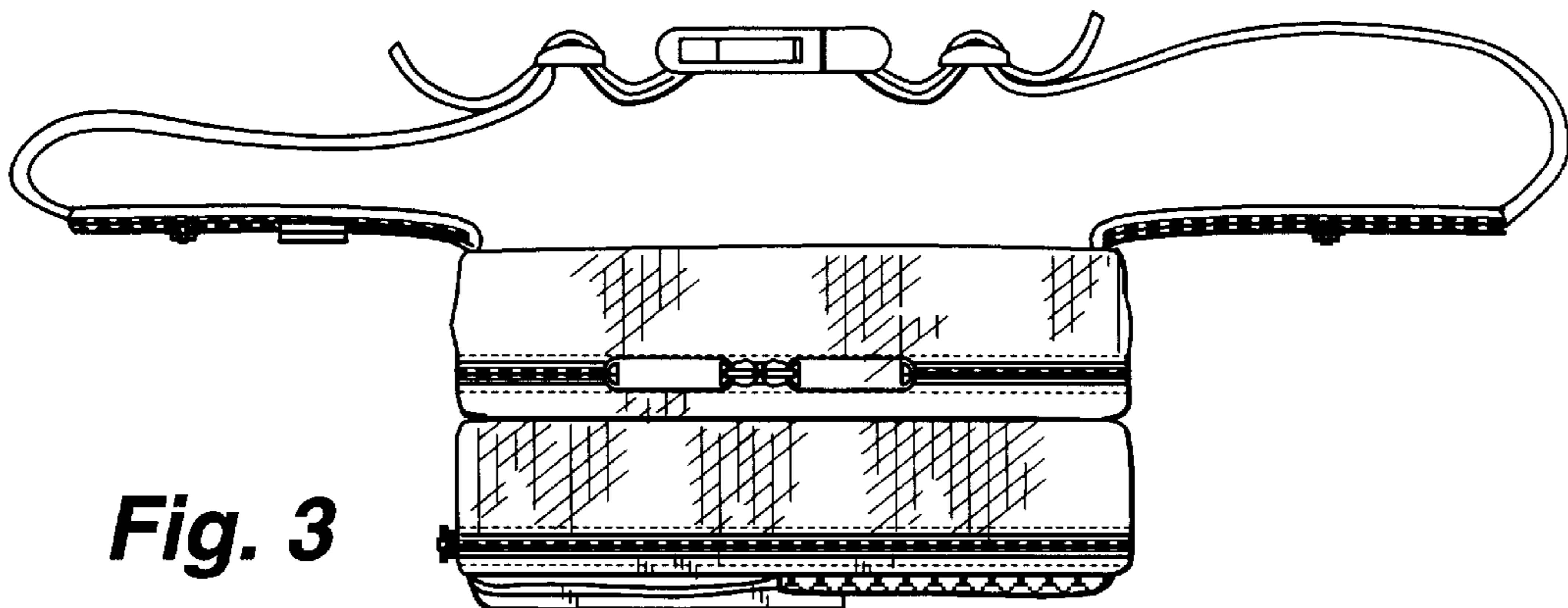




**Fig. 1**



**Fig. 2**



**Fig. 3**

