



US00D434888S

United States Patent [19]
Hendricks

[11] **Patent Number: Des. 434,888**

[45] **Date of Patent: ** Dec. 5, 2000**

[54] **LOTTERY TICKET SCRAPER**

[76] Inventor: **Johnny T Hendricks**, 7338 S. Yates Blvd., Chicago, Ill. 60649

[**] Term: **14 Years**

[21] Appl. No.: **29/119,192**

[22] Filed: **Feb. 25, 2000**

[51] **LOC (7) Cl.** **08-05**

[52] **U.S. Cl.** **D32/46**

[58] **Field of Search** D32/40, 46; D8/14; 15/236.01, 236.02; 30/164.9, 169

[56] **References Cited**

U.S. PATENT DOCUMENTS

D. 290,057	5/1987	Licher	D32/46
D. 312,155	11/1990	Saunders	D32/46
D. 325,272	4/1992	Edstrom	D32/46
842,074	1/1907	Bryan	30/169

Primary Examiner—Alan P. Douglas
Assistant Examiner—Lavone Tabor

[57] **CLAIM**

The ornamental design for a lottery ticket scraper, as shown and described.

DESCRIPTION

FIG. 1 is a front elevational view of the lottery ticket scraper of the present invention;

FIG. 2 is a rear elevational view of the lottery ticket scraper of FIG. 1;

FIG. 3 is a left side elevational view of the lottery ticket scraper of FIG. 1;

FIG. 4 is a right side elevational view of the lottery ticket scraper of FIG. 1;

FIG. 5 is a top plan view of the lottery ticket scraper of FIG. 1; and,

FIG. 6 is a bottom plan view of the lottery ticket scraper of FIG. 1.

The broken lines showing of letters in FIG. 2 is for illustrative purposes only and form no part of the claimed design.

1 Claim, 2 Drawing Sheets



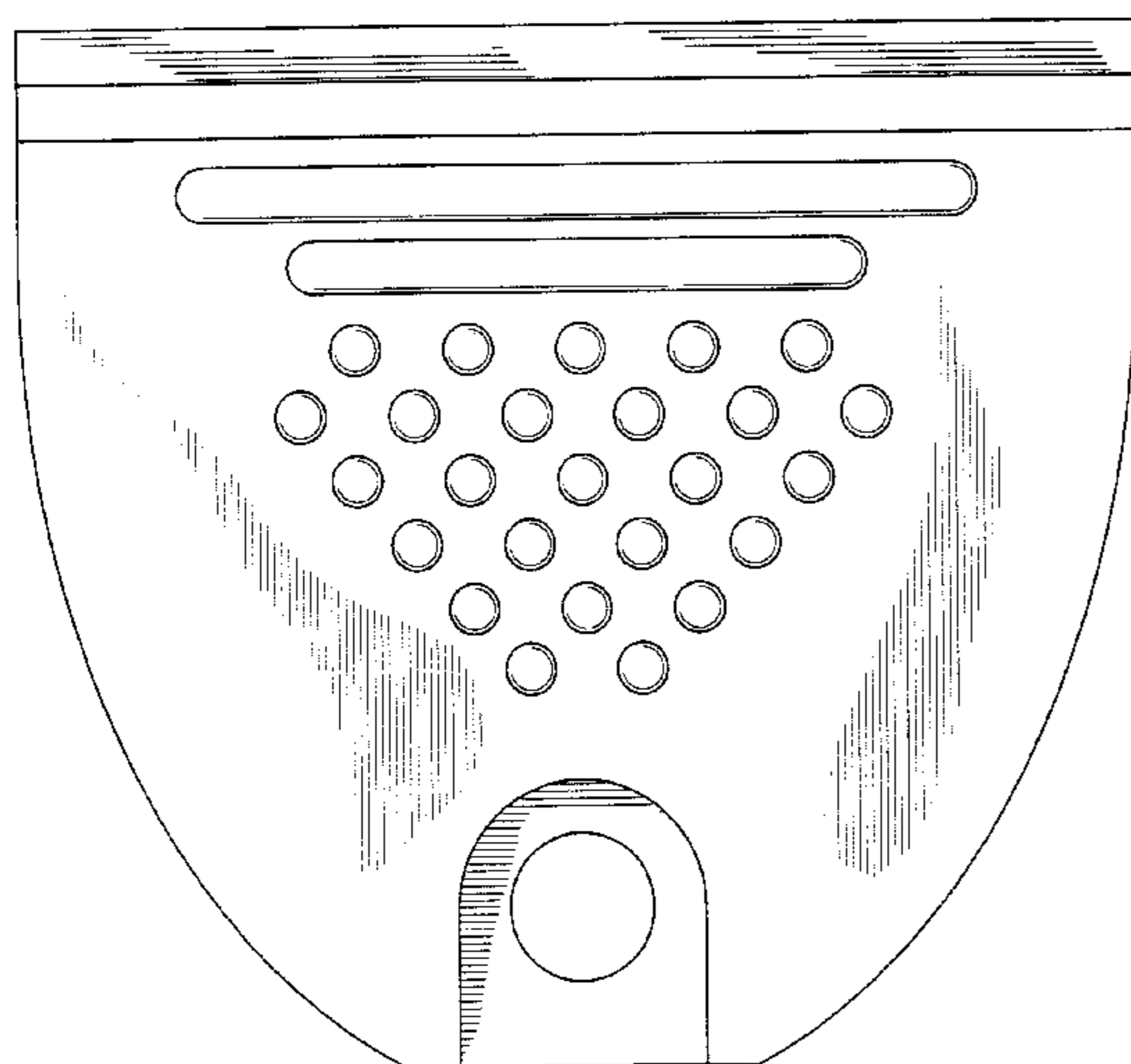


FIG. 1

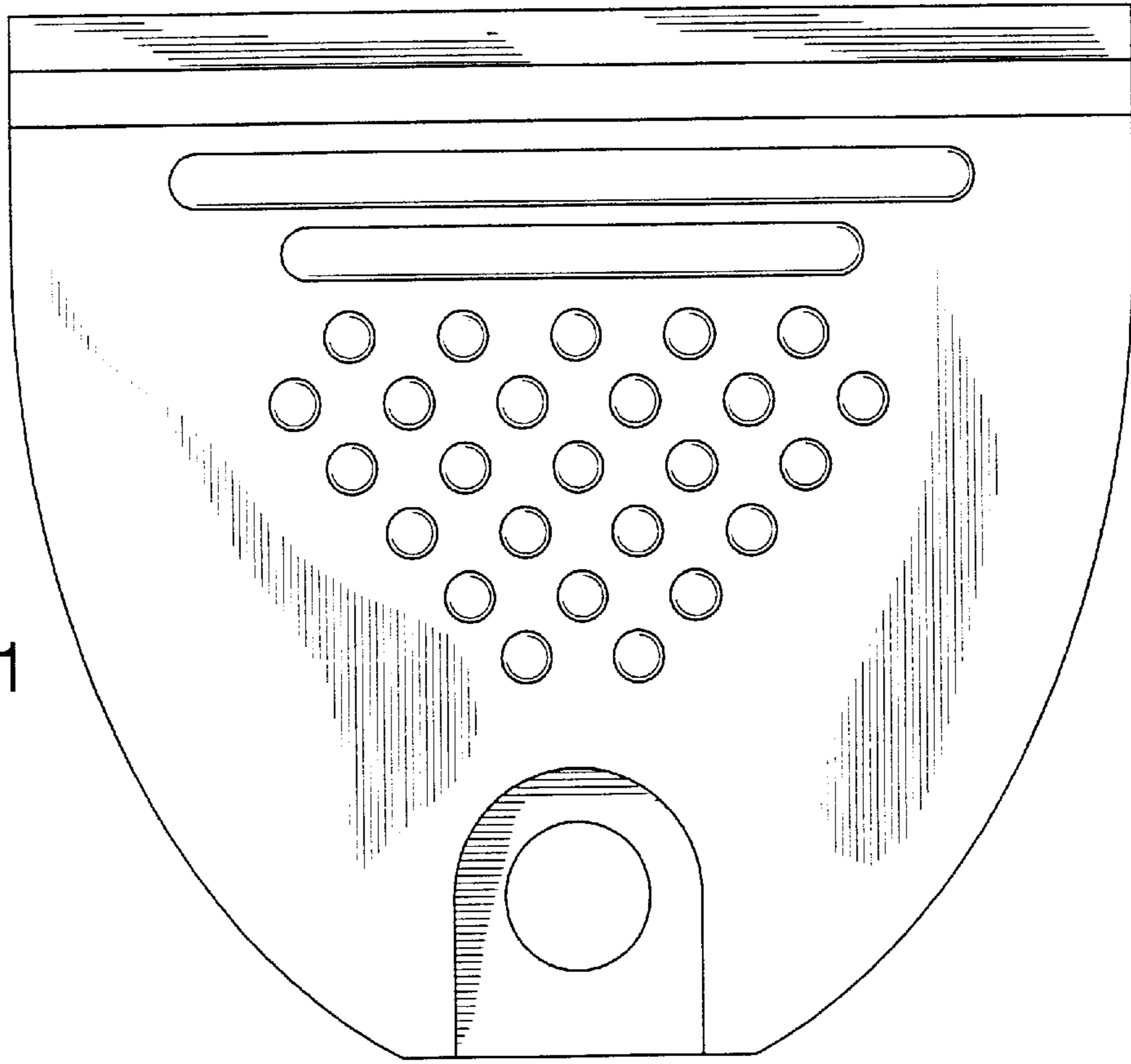


FIG. 2

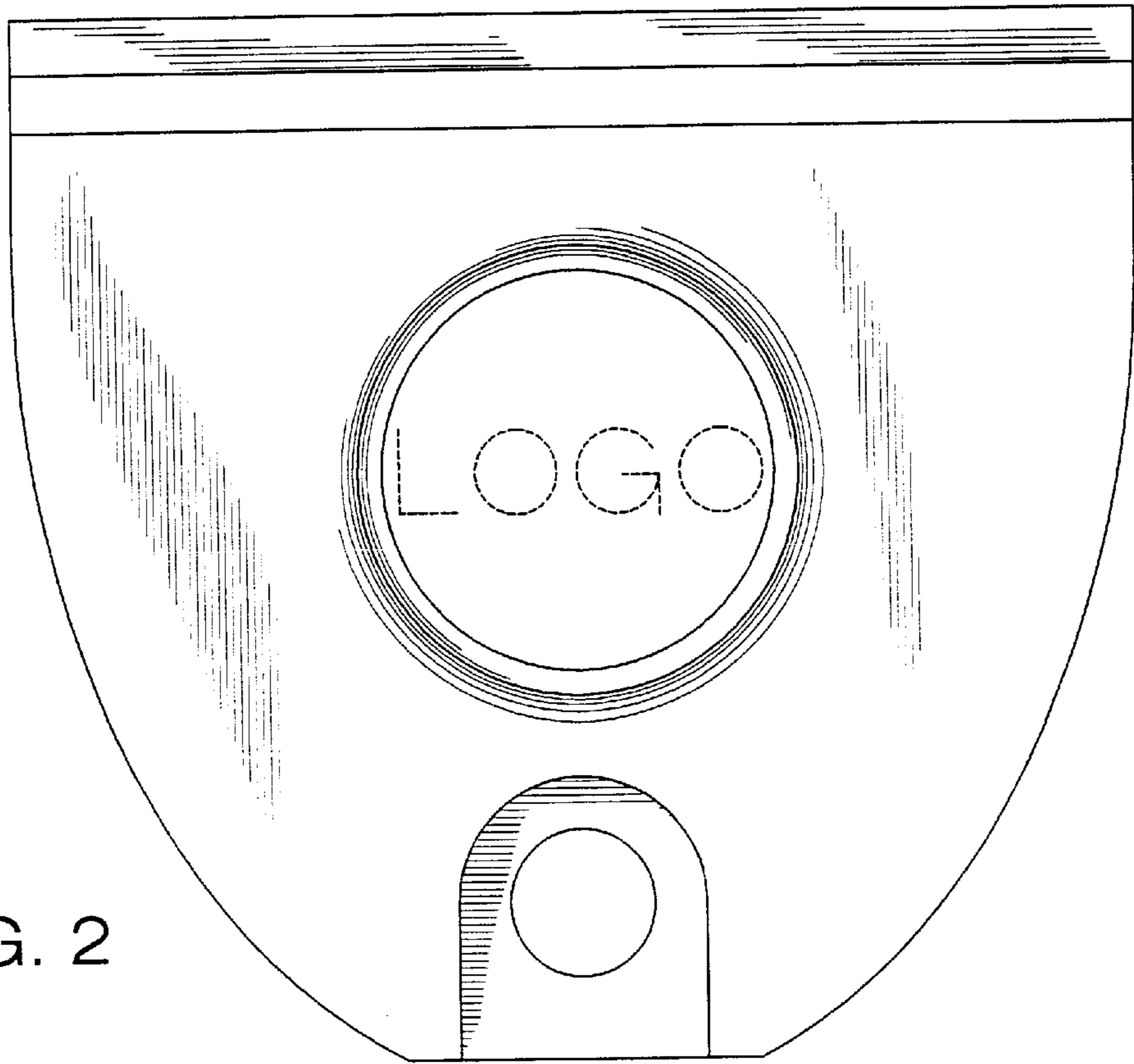


FIG. 3

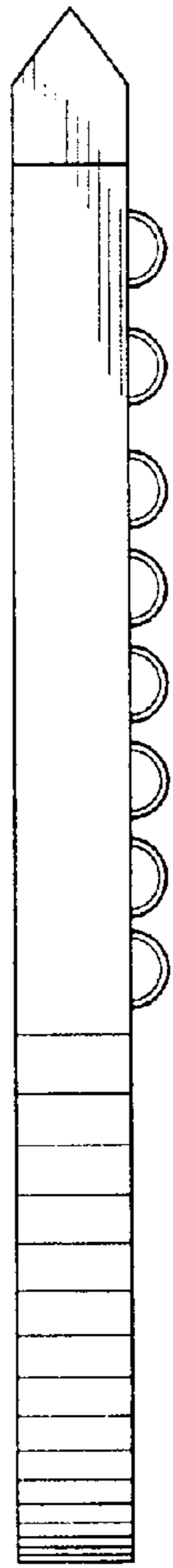


FIG. 4

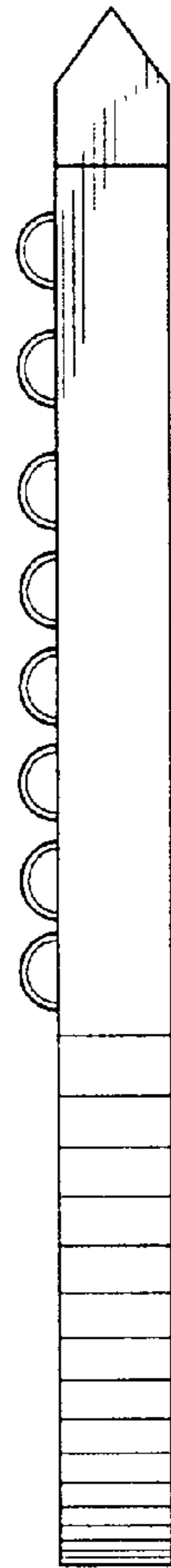


FIG. 5




FIG. 6

