



US00D434882S

# United States Patent [19] Hsiang

[11] **Patent Number: Des. 434,882**

[45] **Date of Patent: \*\* Dec. 5, 2000**

[54] **HORSE GIRDLE**

5,086,611 2/1992 Purdy ..... 54/24

[75] Inventor: **Eddie Hsiang**, Suite El Monte, Calif.

### OTHER PUBLICATIONS

[73] Assignee: **US Webbing, Inc.**, S. El Monte, Calif.

Miller's Catalog, Specialty Halters and Leads, p. 68, 1991.  
Miller's Catalog, Halters and Leads for every Horse and Budget, 1991, p. 66.

[\*\*] Term: **14 Years**

[21] Appl. No.: **29/108,901**

*Primary Examiner*—Louis S. Zarfes  
*Assistant Examiner*—Catherine R. Oliver  
*Attorney, Agent, or Firm*—Raymond Y. Chan; David and Raymond

[22] Filed: **Aug. 6, 1999**

[51] **LOC (7) Cl.** ..... **30-04**

[52] **U.S. Cl.** ..... **D30/137; D30/152**

[58] **Field of Search** ..... D30/136, 137,  
D30/138, 152; 119/828, 856, 822, 993;  
54/24, 6.1, 6.2

### [57] CLAIM

The ornamental design for a horse girdle, as shown.

### [56] References Cited

### DESCRIPTION

#### U.S. PATENT DOCUMENTS

D. 293,139	12/1987	Roa	.....	D30/152
D. 344,371	2/1994	Renfro	.....	D30/137
D. 378,150	2/1997	DuBarry	.....	D30/152
1,796,698	3/1931	Winslow	.....	54/24
5,079,904	1/1992	Berube	.....	54/6.1

FIG. 1 is a perspective view showing my new design.

FIG. 2 is a front view thereof.

FIG. 3 is a right side view thereof.

FIG. 4 is a left side view thereof.

FIG. 5 is a top view thereof; and,

FIG. 6 is a bottom view thereof.

**1 Claim, 6 Drawing Sheets**





FIG. 1



FIG. 2



FIG. 3




FIG. 4




FIG. 5




FIG. 6