



US00D434881S

# United States Patent [19] Yang

[11] **Patent Number: Des. 434,881**

[45] **Date of Patent: \*\* Dec. 5, 2000**

[54] **PET BED**

[75] Inventor: **Ming-Shun Yang**, Taipei, Taiwan

[73] Assignee: **Formosa Saint Jose Corporation**,  
Taipei, Taiwan

[\*\*] Term: **14 Years**

[21] Appl. No.: **29/118,921**

[22] Filed: **Feb. 22, 2000**

[51] **LOC (7) Cl.** ..... **30-06**

[52] **U.S. Cl.** ..... **D30/118**

[58] **Field of Search** ..... D30/108, 118;  
119/28.5; D6/333, 382, 390, 388, 598;  
5/517, 520

[56] **References Cited**

**U.S. PATENT DOCUMENTS**

D. 135,242	3/1943	Meyer	.....	D30/118
D. 193,609	9/1962	Davis	.....	D30/118
D. 239,395	3/1976	David	.....	D30/118
D. 289,572	4/1987	Wanat	.....	D30/118

D. 309,199	7/1990	McMahon	.....	D30/118
D. 385,065	10/1997	Krizek	.....	D30/118
D. 386,831	11/1997	Krizek	.....	D30/118
D. 388,560	12/1997	Savicki	.....	D30/118
D. 424,755	5/2000	Black et al.	.....	D30/118
5,265,558	11/1993	Schonrock	.....	119/28.5
5,320,066	6/1994	Gunter	.....	119/28.5
5,588,393	12/1996	Heilborn	.....	119/28.5

*Primary Examiner*—Cathy Anne MacCormac  
*Attorney, Agent, or Firm*—Erik M. Arnhem


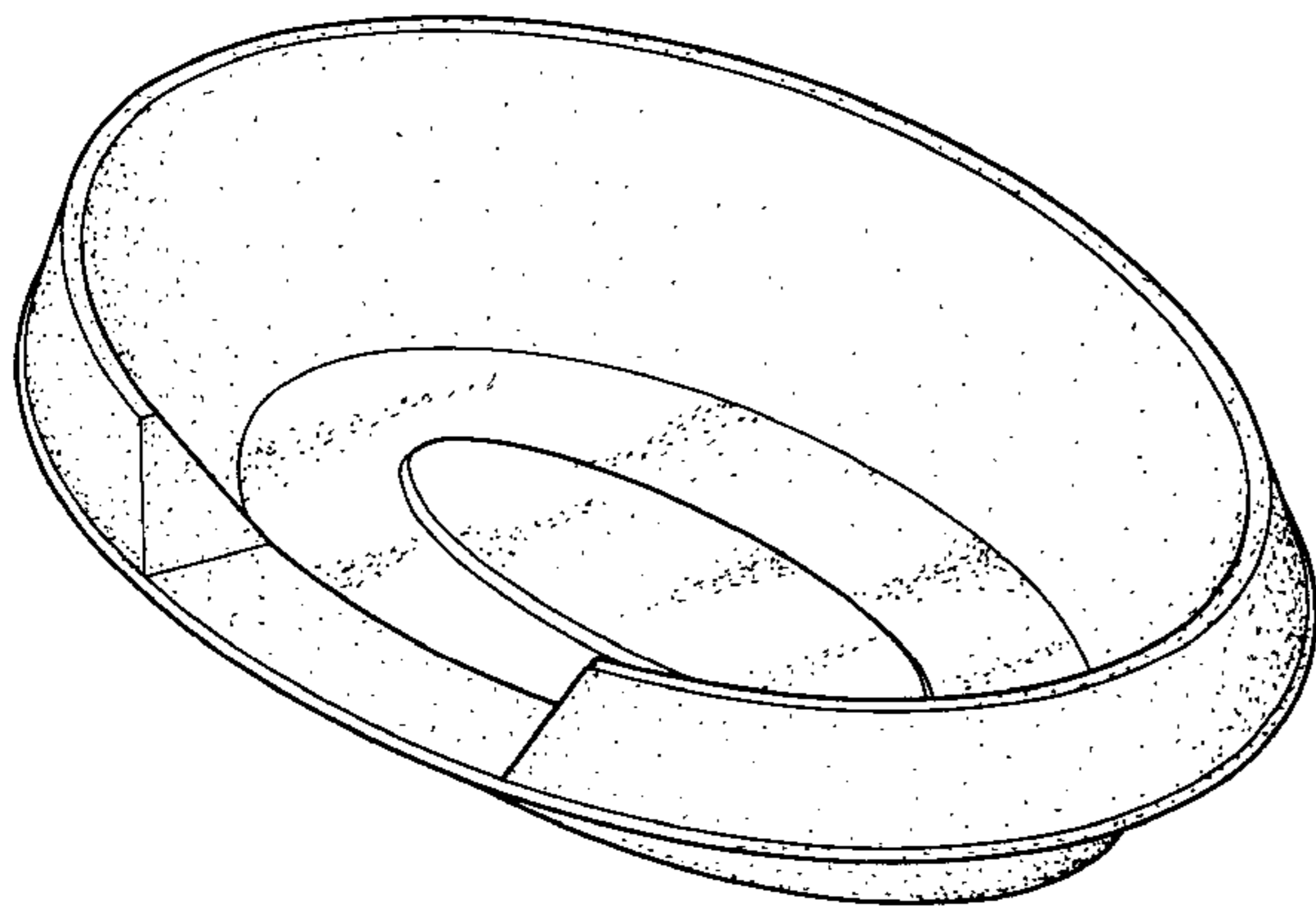
[57] **CLAIM**

The ornamental design for a “pet bed,” as shown and described.

**DESCRIPTION**

FIG. 1 is a perspective view of a pet bed showing my design;  
FIG. 2 is a front elevational view thereof;  
FIG. 3 is a rear elevational view thereof;  
FIG. 4 is a left side elevational view thereof;  
FIG. 5 is a right side elevational view thereof;  
FIG. 6 is a top plan view thereof; and,  
FIG. 7 is a bottom plan view thereof.

**1 Claim, 5 Drawing Sheets**



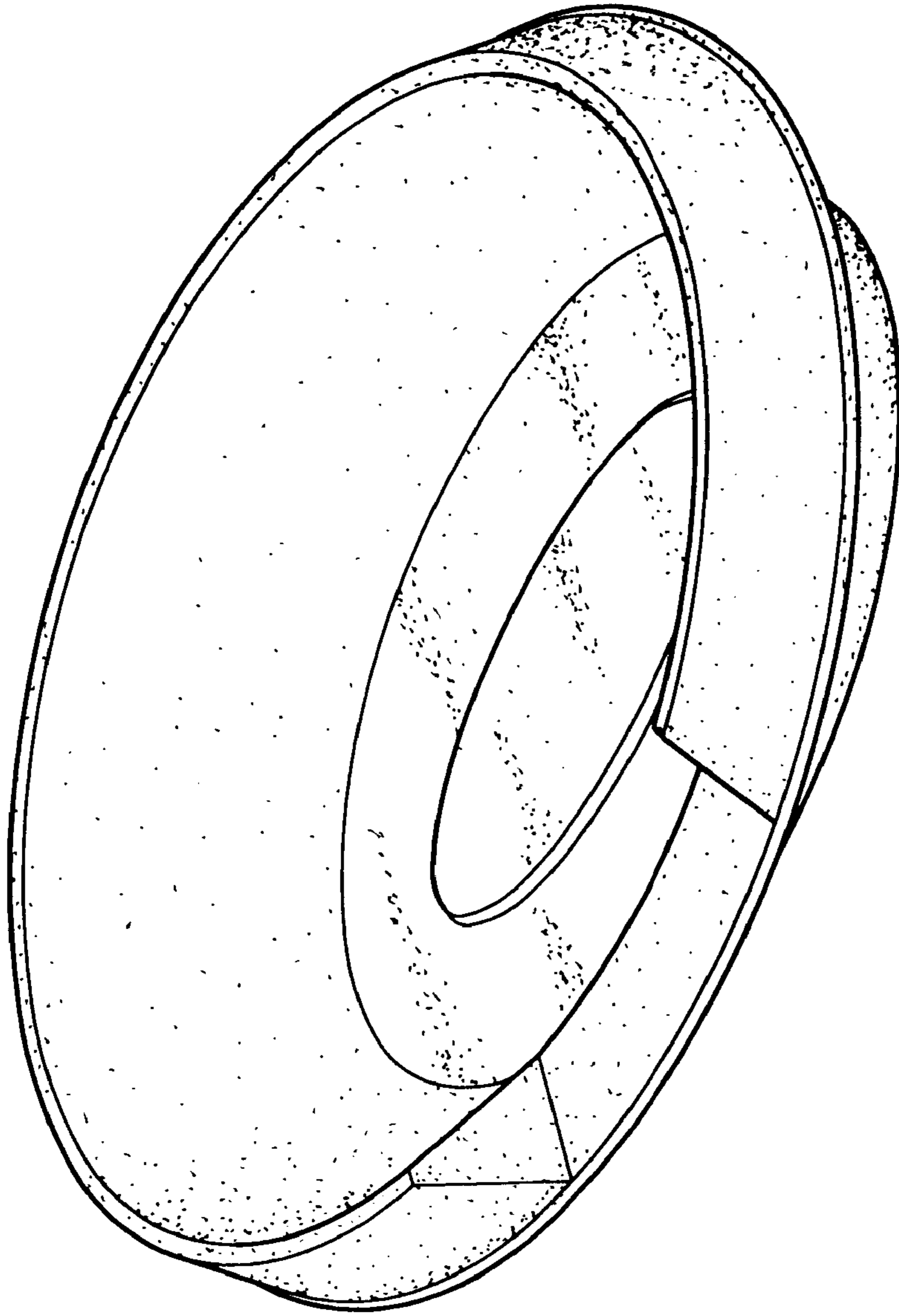


FIG. 1

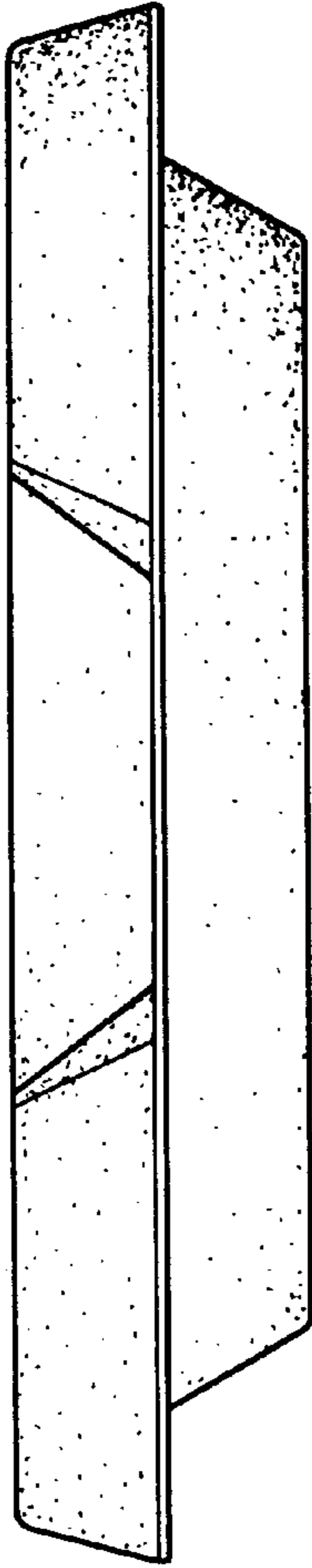


FIG. 2




FIG. 3




FIG. 5




FIG. 4

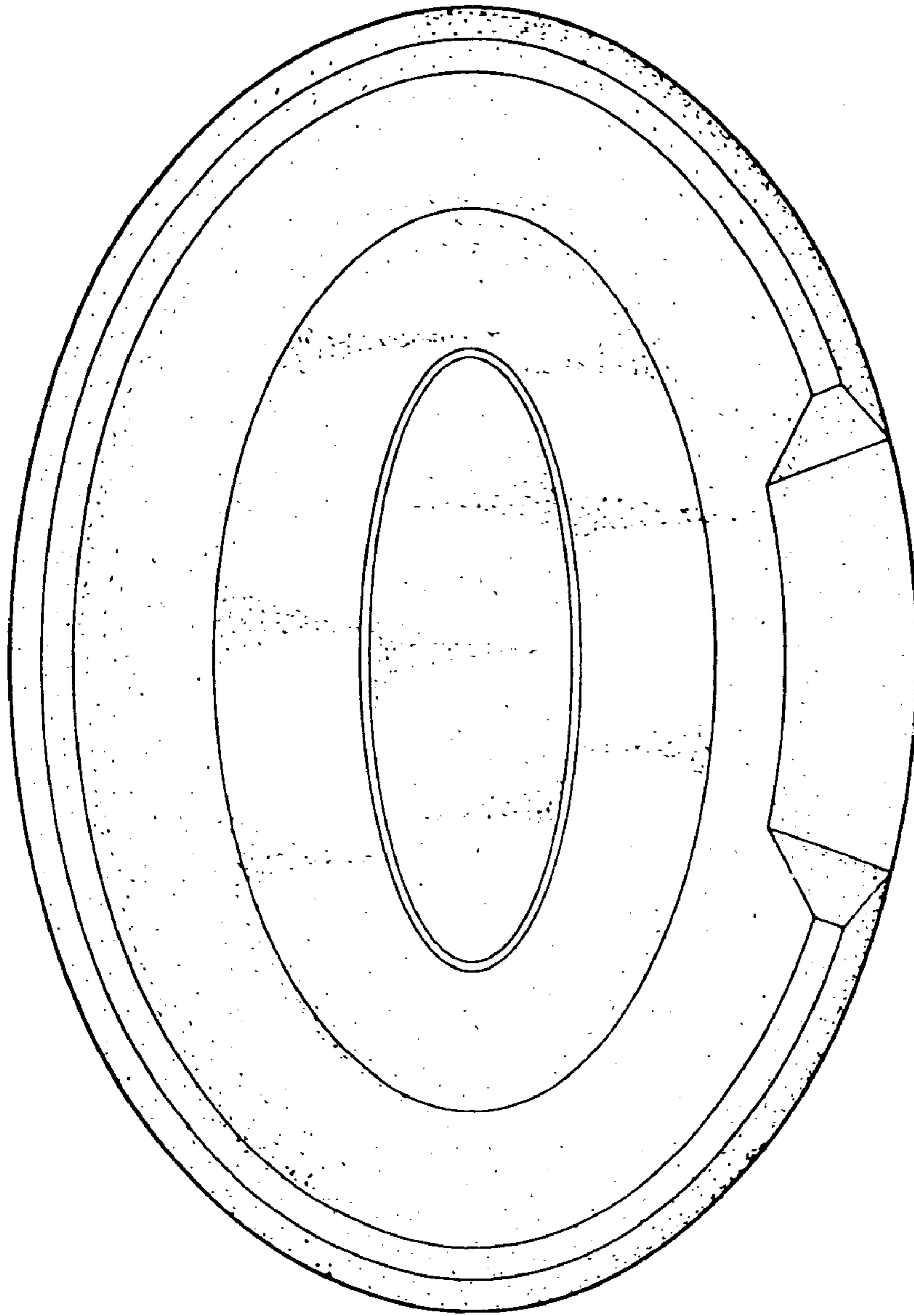


FIG. 6

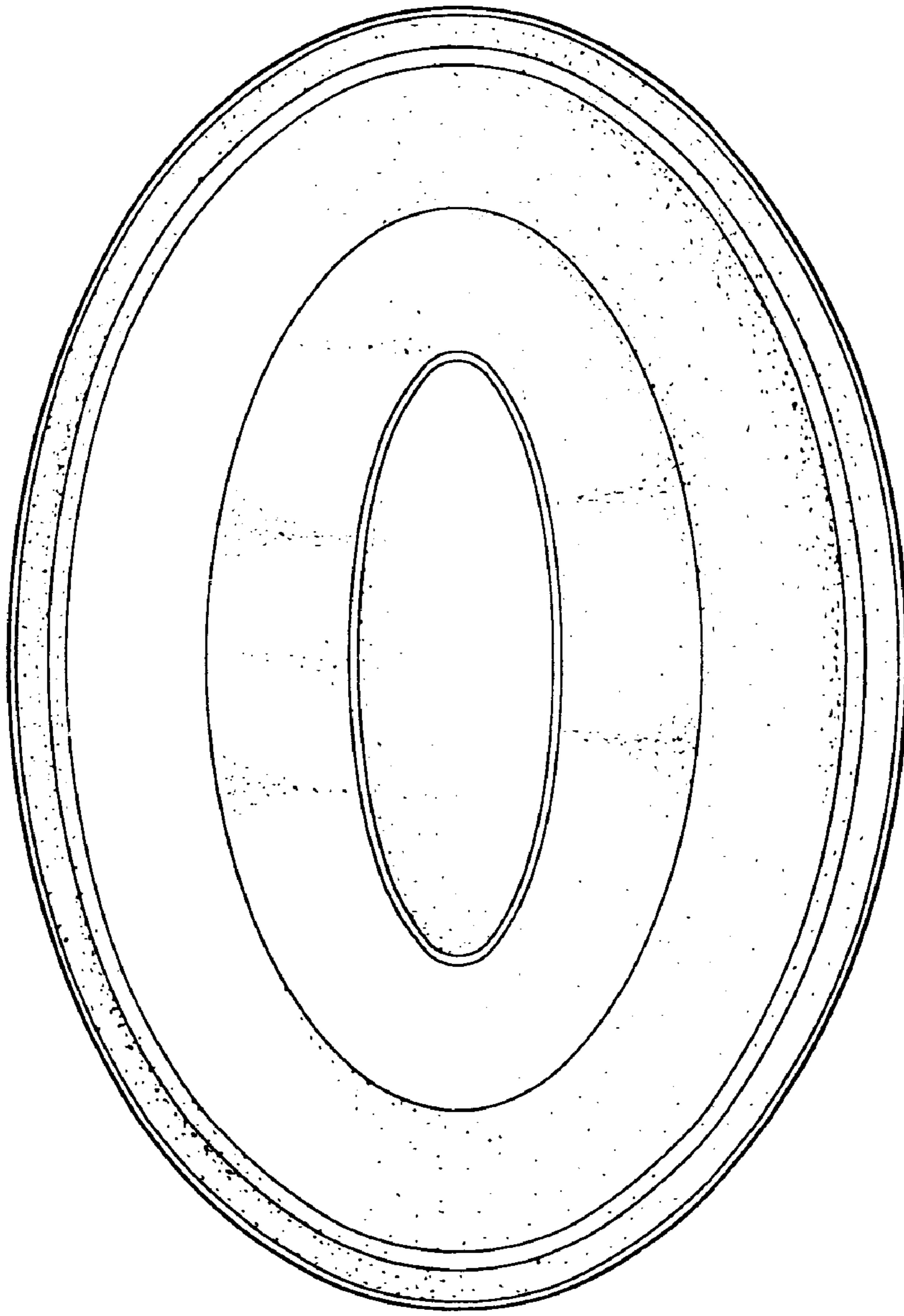


FIG. 7