



US00D434878S

United States Patent [19]

Bonaventure et al.

[11] Patent Number: **Des. 434,878**

[45] Date of Patent: **** Dec. 5, 2000**

[54] **ELBOW AND KNEE PROTECTOR**

[75] Inventors: **Laurent Bonaventure**, Cran Gevrier;
Philippe Galy, Pugnny-Chatenod, both
of France

[73] Assignee: **Salomon S.A.**, Metz-Tessy, France

[**] Term: **14 Years**

[21] Appl. No.: **29/113,573**

[22] Filed: **Nov. 9, 1999**

[30] **Foreign Application Priority Data**

May 10, 1999 [XH] Hague Agreement DM/047799

[51] **LOC (7) Cl.** **02-99**

[52] **U.S. Cl.** **D29/121.1**

[58] **Field of Search** D29/120.1, 121.1,
D29/122; 2/16, 20, 24, 62; D24/190

[56] **References Cited**

U.S. PATENT DOCUMENTS

- D. 322,146 12/1991 Anderson D29/121.1
- D. 373,655 9/1996 Kalvestran et al. D29/121.1

- D. 406,407 3/1999 Popowski D29/121.1
- 4,490,855 1/1985 Figgie, III et al. 2/24
- 4,599,747 7/1986 Robinson 2/16 X
- 5,472,413 12/1995 Detty 2/62 X
- 5,526,531 6/1996 Olson et al. 2/16
- 5,915,529 6/1999 Popowski 2/16
- 5,946,737 9/1999 Fleege 2/16 X
- 5,987,643 11/1999 Beutler 2/24

Primary Examiner—Louis S. Zarfaz
Assistant Examiner—Robert A. Delehanty
Attorney, Agent, or Firm—Greenblum & Bernstein, P.L.C.

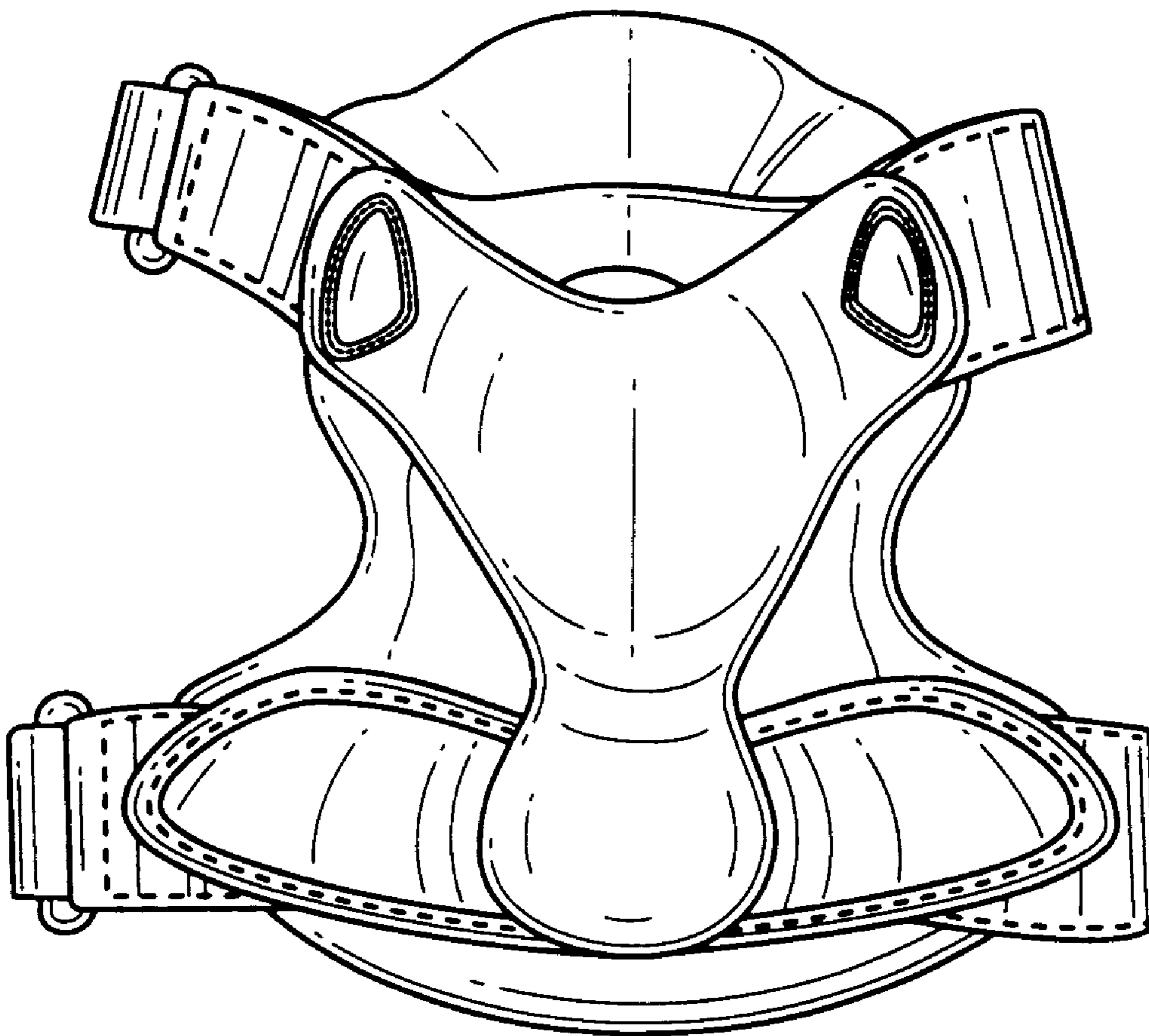
[57] **CLAIM**

We claim the ornamental design for an elbow and knee protector, as shown and described.

DESCRIPTION

FIG. 1 is a front end elevation view of an elbow and knee protector, showing our new design; FIG. 2 is a right side elevation view thereof; and, FIG. 3 is a left side elevation view thereof. Any surfaces that are not shown, or not completely shown, including interior concave surfaces, form no part of the claimed design.

1 Claim, 1 Drawing Sheet



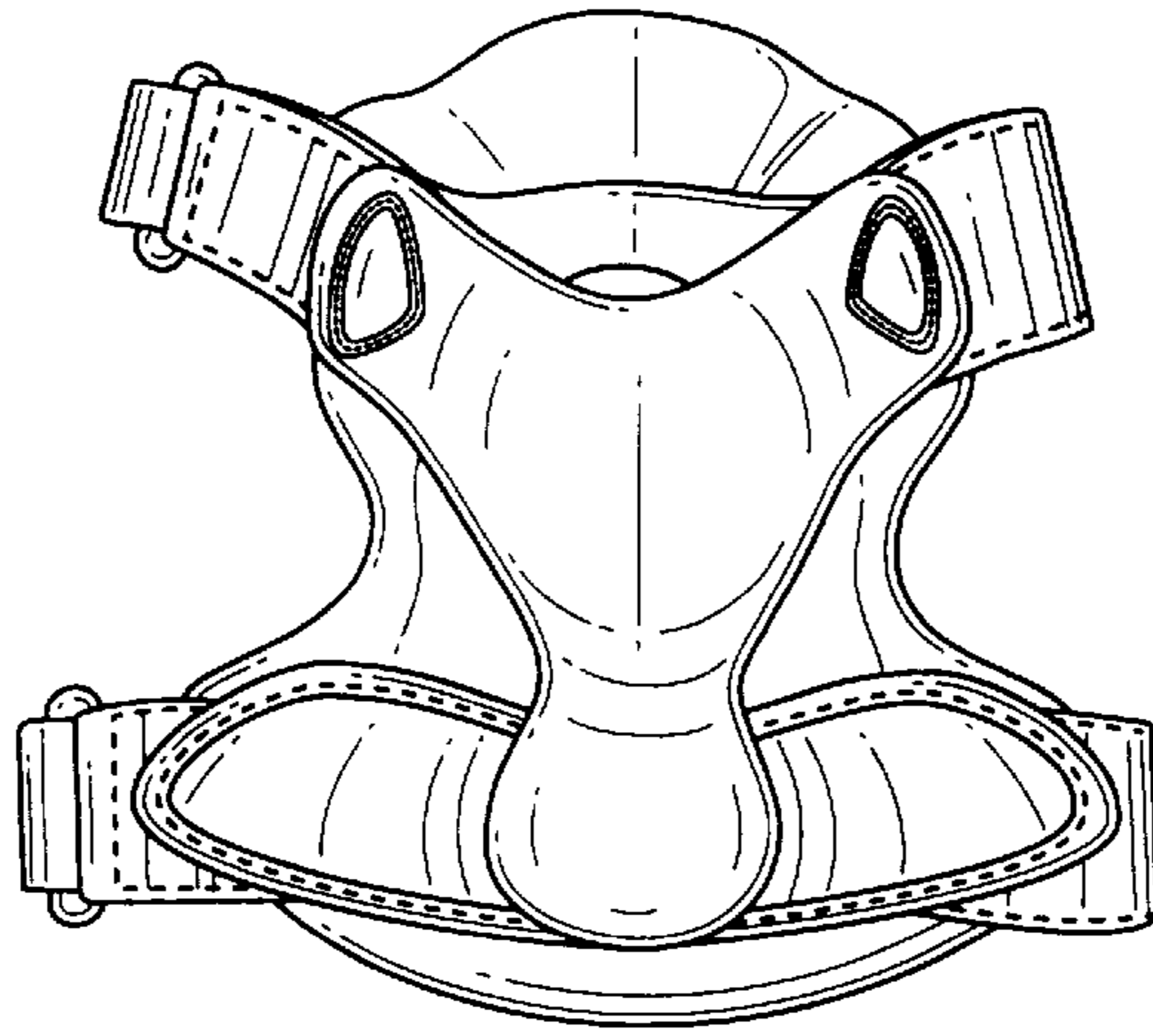


FIG. 1

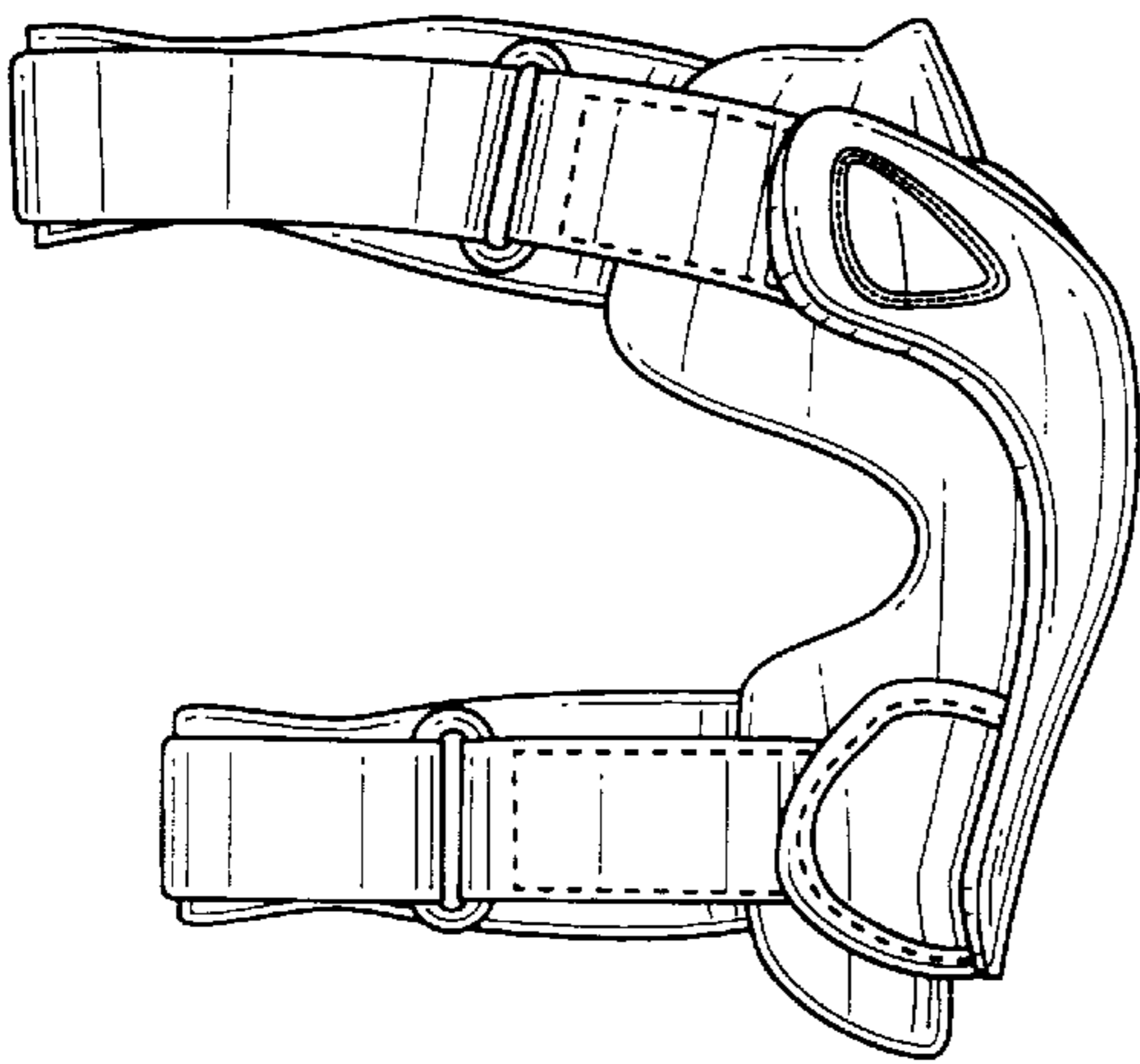


FIG. 2

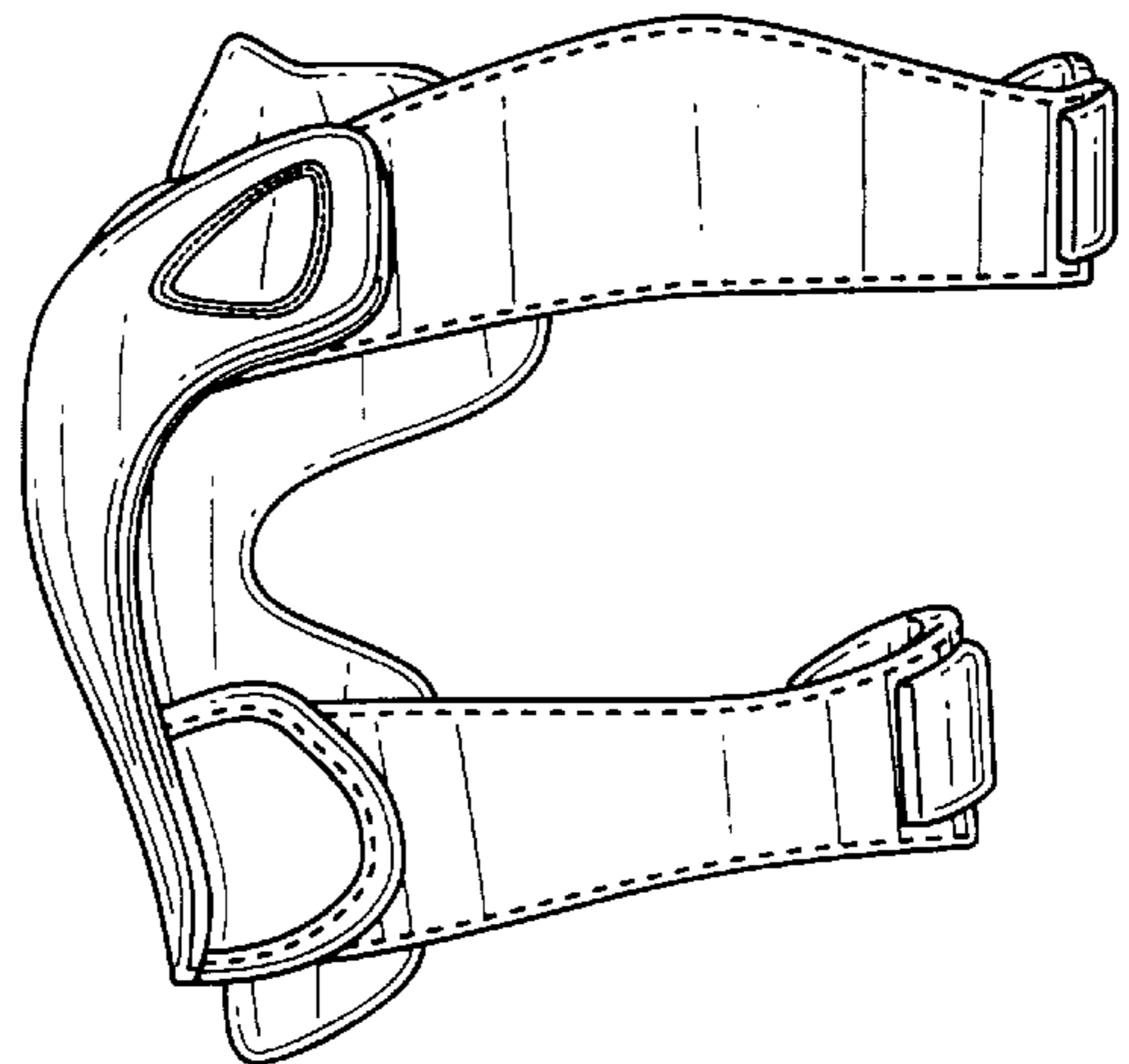


FIG. 3