



US00D434877S

# United States Patent [19] Harral

[11] Patent Number: **Des. 434,877**

[45] Date of Patent: **\*\* Dec. 5, 2000**

[54] **EARRING SHIELD**

[76] Inventor: **Jacqueline M. Harral**, 6723 Stone Lake, San Antonio, Tex. 78244

[\*\*] Term: **14 Years**

[21] Appl. No.: **29/098,473**

[22] Filed: **Dec. 30, 1998**

[51] **LOC (7) Cl.** ..... **29-02**

[52] **U.S. Cl.** ..... **D29/112**

[58] **Field of Search** ..... D29/102, 105, D29/106, 108-112, 122; D2/865, 866, 869-880, 891, 895, 2, 5, 6, 9; 2/410, 417-419, 423-424, 9-10, 209

2,700,162 1/1955 Fuller ..... 2/209  
 4,791,684 12/1988 Schwartz ..... 2/209  
 4,802,245 2/1989 Miano ..... 2/209  
 4,872,219 10/1989 Duncan ..... 2/209  
 4,916,758 4/1990 Jordan-Ross ..... 2/174  
 5,337,584 8/1994 Angeli ..... 63/1.1  
 5,339,467 8/1994 Brinkley ..... 2/209  
 5,673,438 10/1997 Lambert ..... 2/209  
 5,718,001 2/1998 Wright ..... 2/209

*Primary Examiner*—Louis S. Zarfaz  
*Assistant Examiner*—Robert A. Delehanty  
*Attorney, Agent, or Firm*—John D. Gugliotta

### [57] CLAIM

The ornamental design for a earring shield, as shown and described.

### DESCRIPTION


FIG. 1 is a first perspective view of a earring shield showing my new design;  
 FIG. 2 is a second perspective view thereof;  
 FIG. 3 is a front plan view thereof;  
 FIG. 4 is a rear plan view thereof; and,  
 FIG. 5 is a side plan view thereof.  
 The broken line showing of a human head is for illustrative purposes only and forms no part of the claimed design.

**1 Claim, 2 Drawing Sheets**

[56] **References Cited**

U.S. PATENT DOCUMENTS

D. 163,102	5/1951	Dolton	.....	D29/112
D. 276,855	12/1984	Falco	.....	D2/259
D. 313,092	12/1990	Nilsson	.....	D29/17
D. 344,611	2/1994	Hordis	.....	D29/112
346,175	7/1886	Shelby	.....	2/209
D. 375,584	11/1996	Westerdal	.....	D29/112
D. 404,174	1/1999	Childs et al.	.....	D29/109
1,878,397	9/1932	Hekler et al.	.....	D29/112
2,582,907	1/1952	Kaufmann	.....	D29/112



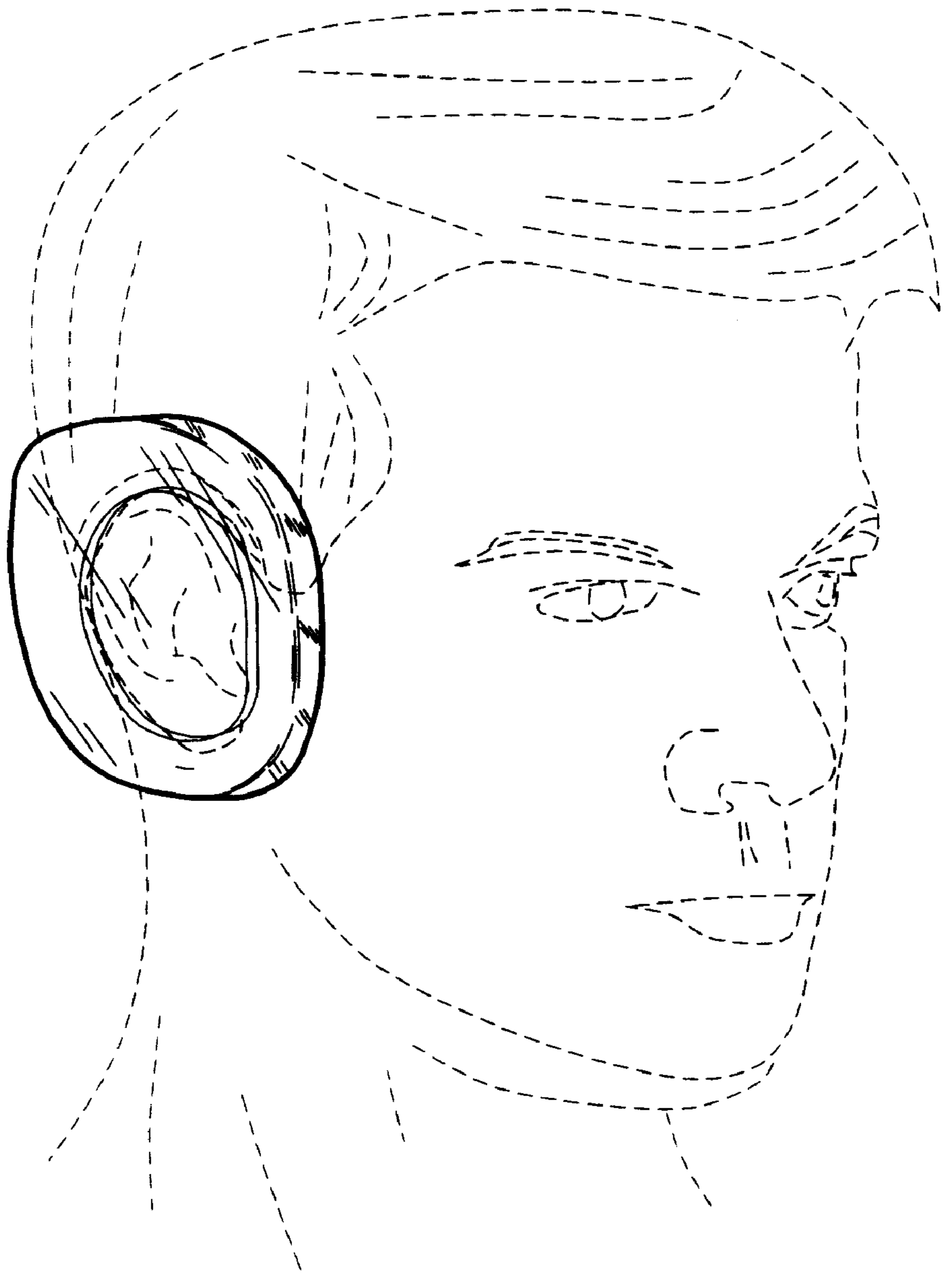


Figure 1

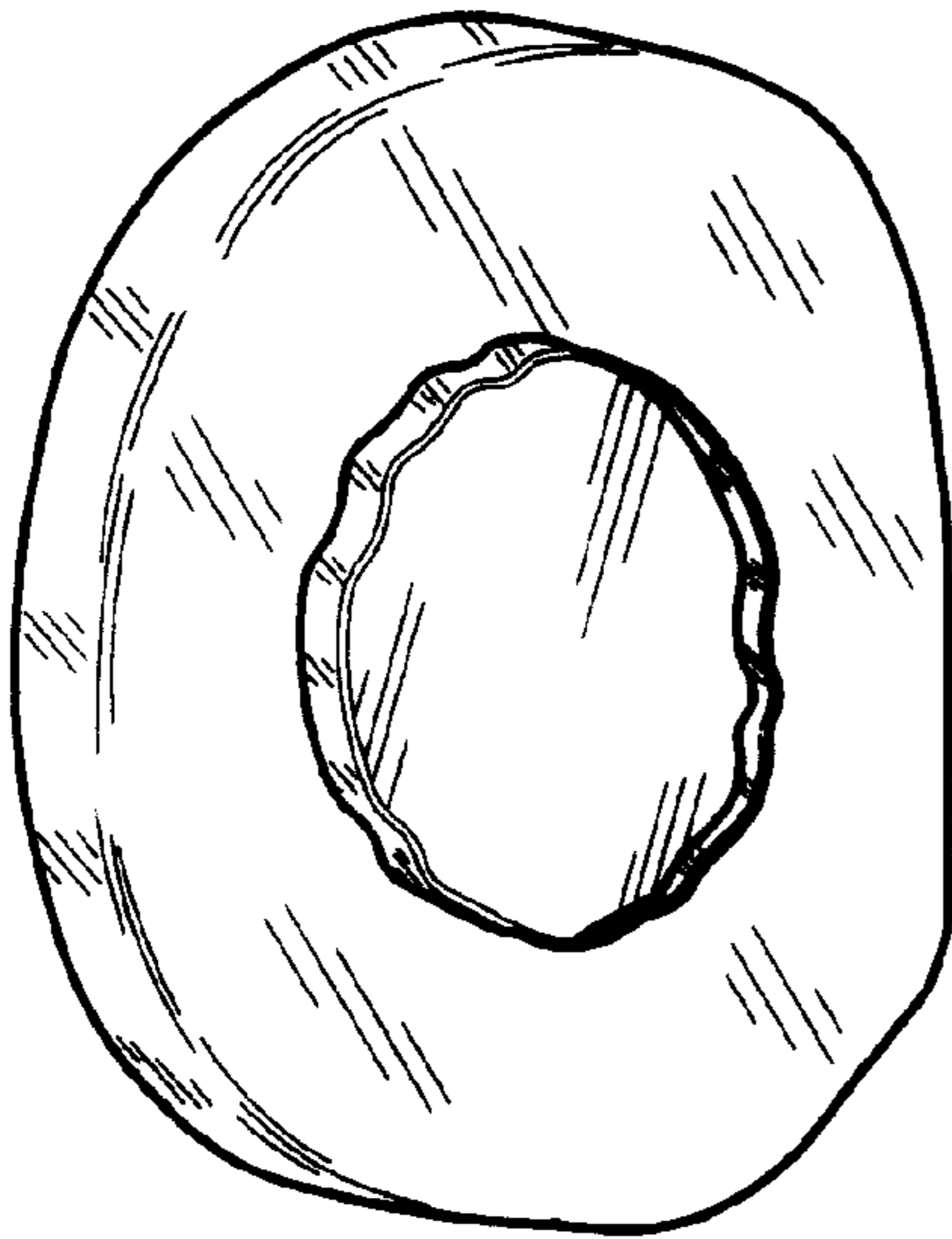


Figure 2

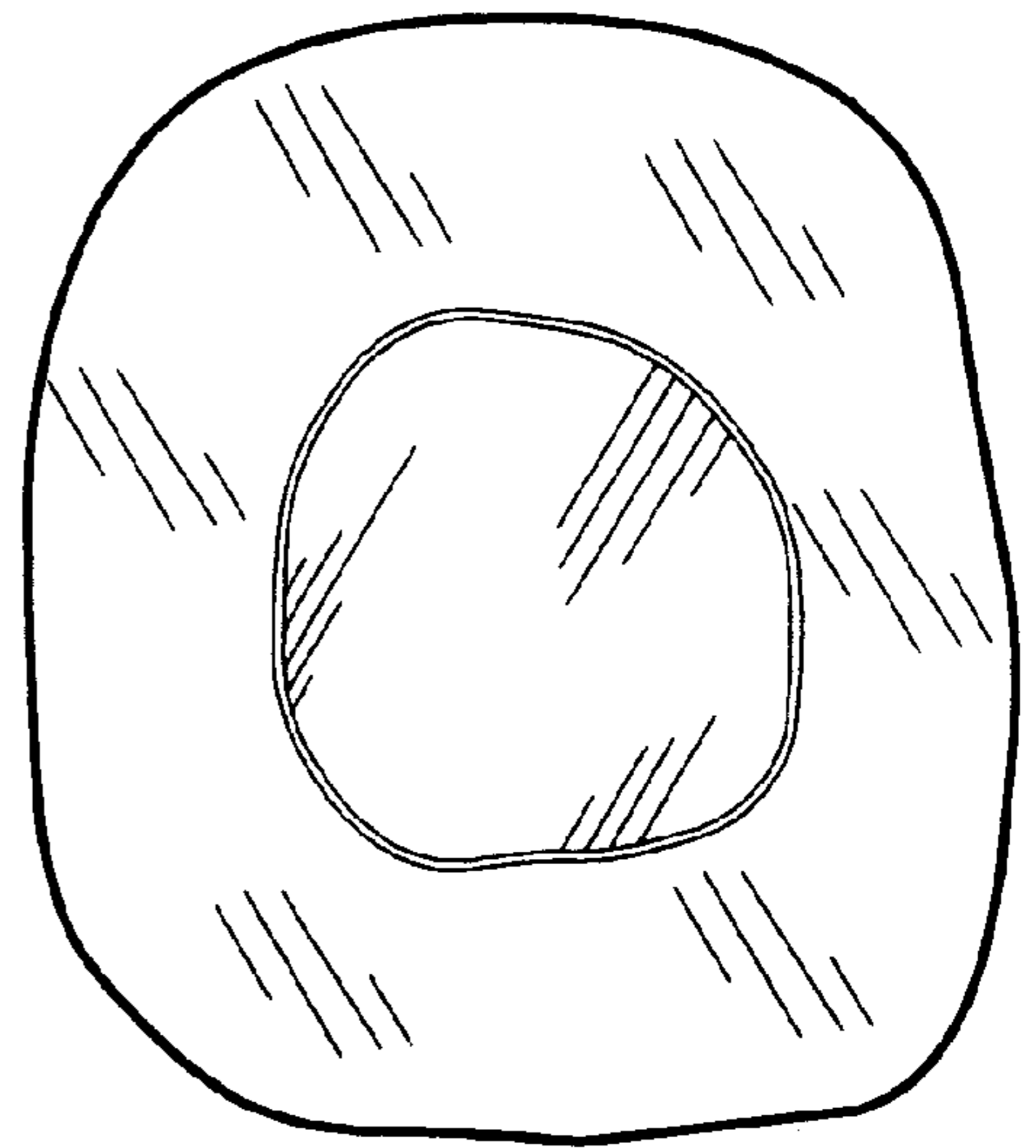


Figure 3

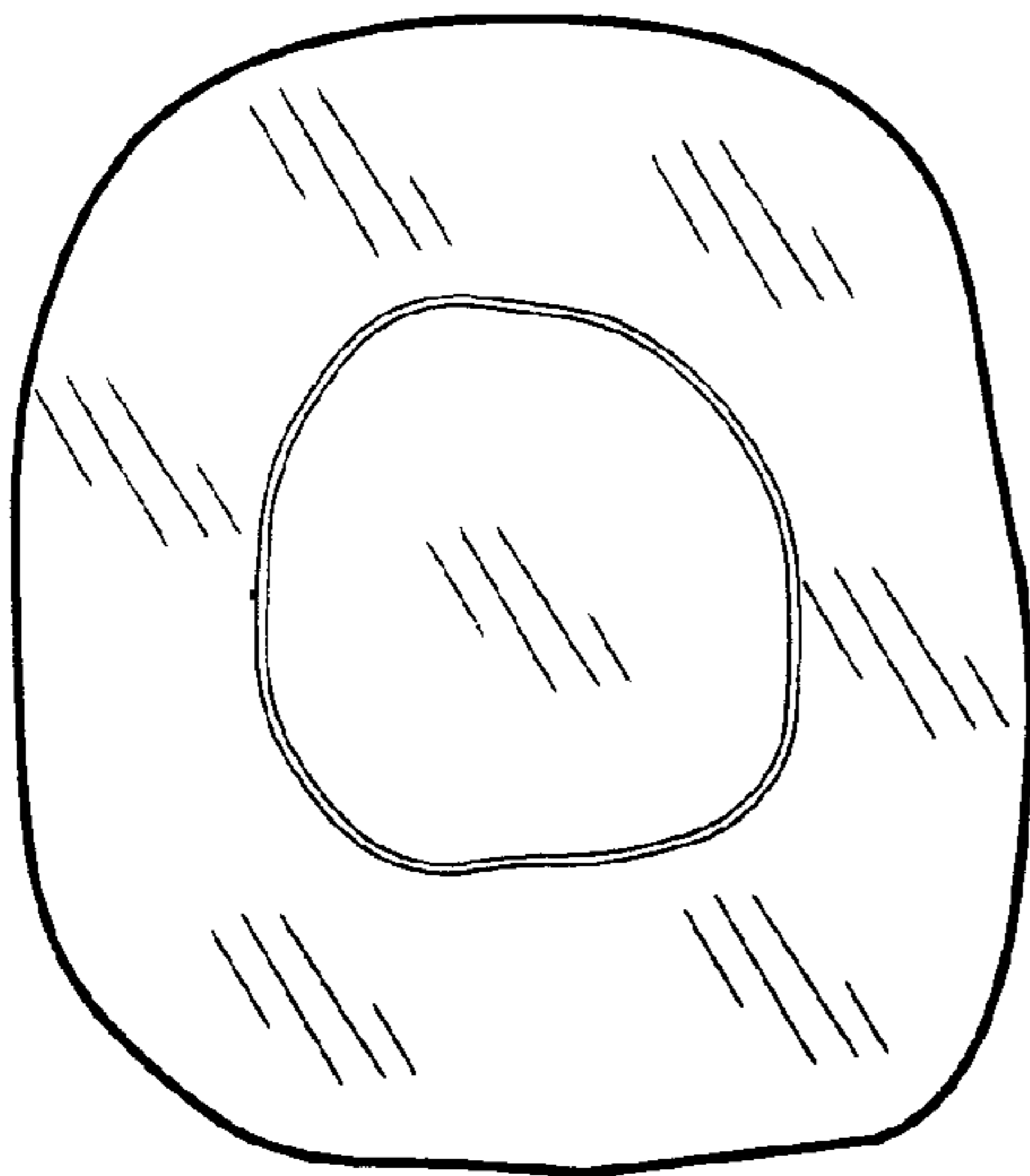


Figure 4



Figure 5