



US00D434873S

United States Patent [19]

Jaspers-Fayer et al.

[11] **Patent Number: Des. 434,873**
[45] **Date of Patent: ** Dec. 5, 2000**

[54] **LAMP SUPPORT ARM**

[75] Inventors: **Jan Jaspers-Fayer**, Idyllwild; **Fred Cohen**, Los Angeles, both of Calif.
[73] Assignee: **Minka Lighting, Inc.**, Corona, Calif.
[**] Term: **14 Years**

[21] Appl. No.: **29/105,540**
[22] Filed: **May 27, 1999**
[51] **LOC (7) Cl.** **26-99**
[52] **U.S. Cl.** **D26/155**
[58] **Field of Search** D26/72, 80-92,
D26/142, 152, 153, 155; 362/404-409,
432

[56] **References Cited**

U.S. PATENT DOCUMENTS

D. 371,622 7/1996 Hsu D26/87
D. 411,331 6/1999 Miranda D26/142

OTHER PUBLICATIONS

Home Lighting and Accessories, Mar. 1996, p. 153, decorative arm.

Primary Examiner—Susan J. Lucas

Attorney, Agent, or Firm—Jenkins & Gilchrist, P.C.

[57] **CLAIM**

The ornamental design for the lamp support arm, as shown and described.

DESCRIPTION

FIG. 1 is a right side elevational view of the lamp support arm in accordance with our design, illustrated in an environment of a lamp;

FIG. 2 is a top plan view of the lamp support arm in accordance with our design;

FIG. 3 is a rear side elevational view of the lamp support arm in accordance with our design;

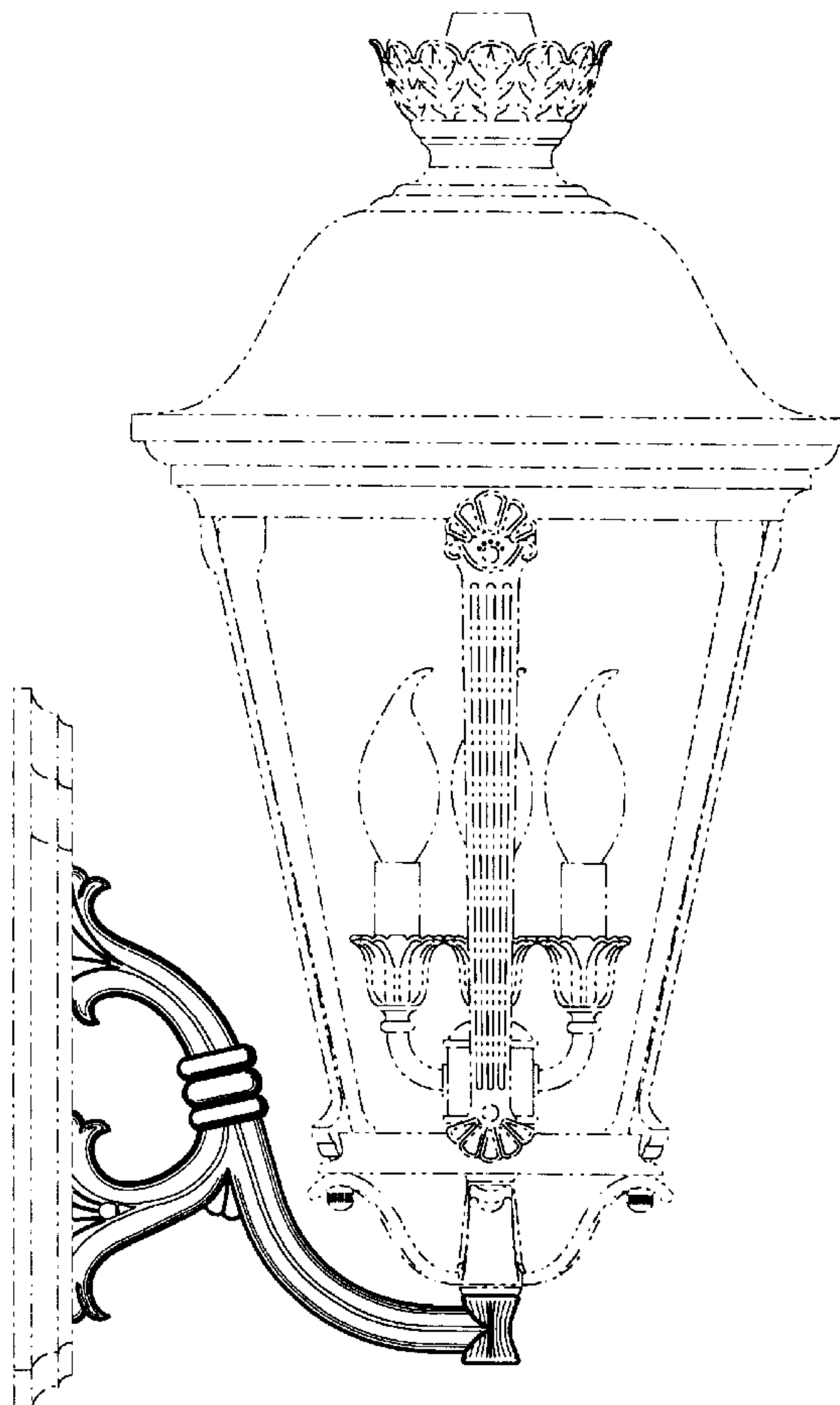
FIG. 4 is a right side elevational, view of the lamp support arm in accordance with our design the left side being a mirror image thereof;

FIG. 5 is a front side elevational view of the lamp support arm in accordance with our design; and,

FIG. 6 is a bottom plan view of the lamp support arm in accordance with our design.

The broken lines show the environment in which the article is used and are not considered part of the design claimed.

1 Claim, 2 Drawing Sheets



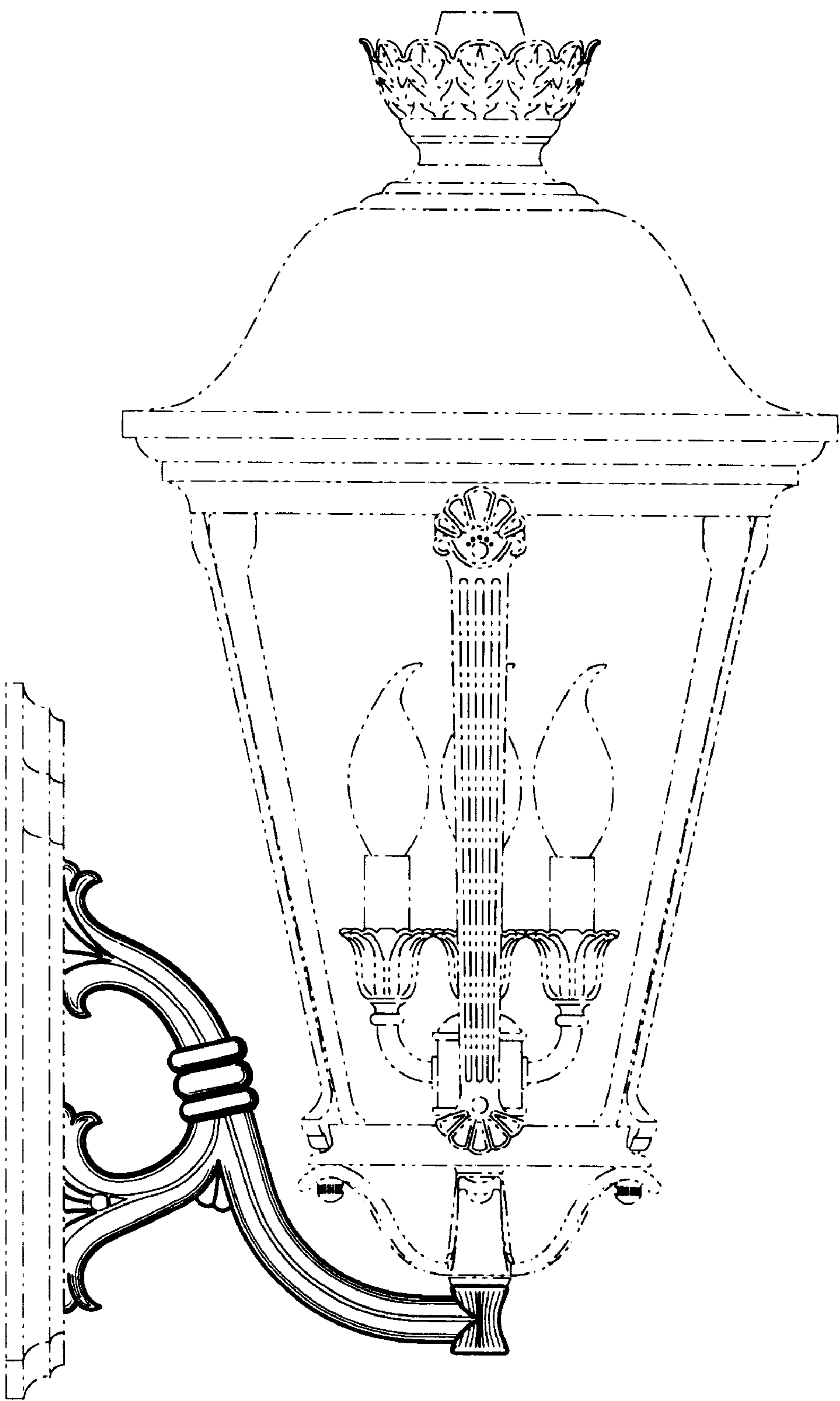


Fig.1



Fig.2

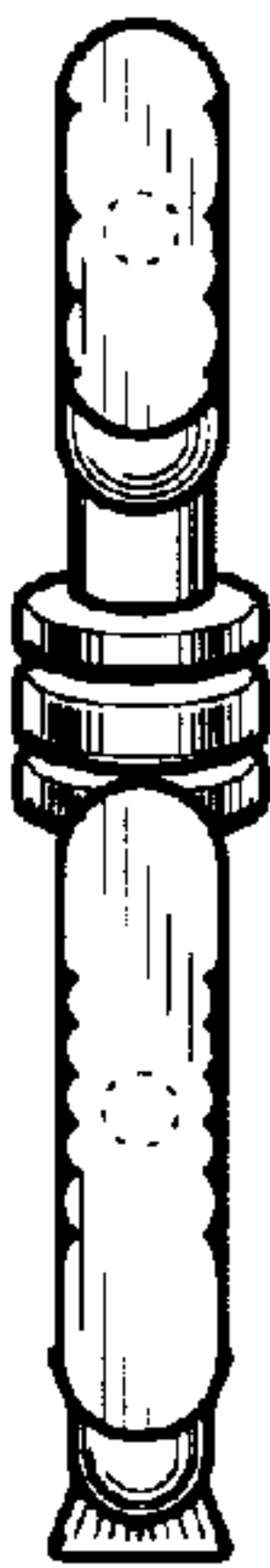


Fig.3




Fig.4



Fig.5




Fig.6