



US00D434869S

United States Patent [19]

Pigini et al.

[11] Patent Number: **Des. 434,869**

[45] Date of Patent: **** Dec. 5, 2000**

- [54] **ARM FOR LIGHTING FIXTURE**
- [75] Inventors: **Sandro Pigini; Mauro Vegliante**, both of Calenzano, Italy
- [73] Assignee: **Quorum International**, Fort Worth, Tex.
- [**] Term: **14 Years**
- [21] Appl. No.: **29/106,910**
- [22] Filed: **Jun. 23, 1999**
- [51] **LOC (7) Cl.** **26-05**
- [52] **U.S. Cl.** **D26/73; D26/24**
- [58] **Field of Search** D26/73, 72, 80-92, D26/142, 143, 144, 145, 149, 152, 155, 156; 362/147.4, 404-408, 806, 432

- D. 406,385 3/1999 Davis, Jr. D26/145
- D. 419,717 1/2000 Dolan D26/155
- D. 422,372 4/2000 Perenzin D26/73

Primary Examiner—Cynthia E Ramirez
Attorney, Agent, or Firm—Felsman, Bradley, Vaden, Gunter & Dillon, LLP

[57] CLAIM

The ornamental design arm for lighting fixture, as shown and described.

DESCRIPTION

FIG. 1 is a left side view of the lighting fixture arm of the present invention showing in phantom a glass shade usable with the preferred embodiment;

FIG. 2 is a right side view of the lighting fixture arm;

FIG. 3 is a front view of the lighting fixture arm;

FIG. 4 is a back view of the lighting fixture arm;

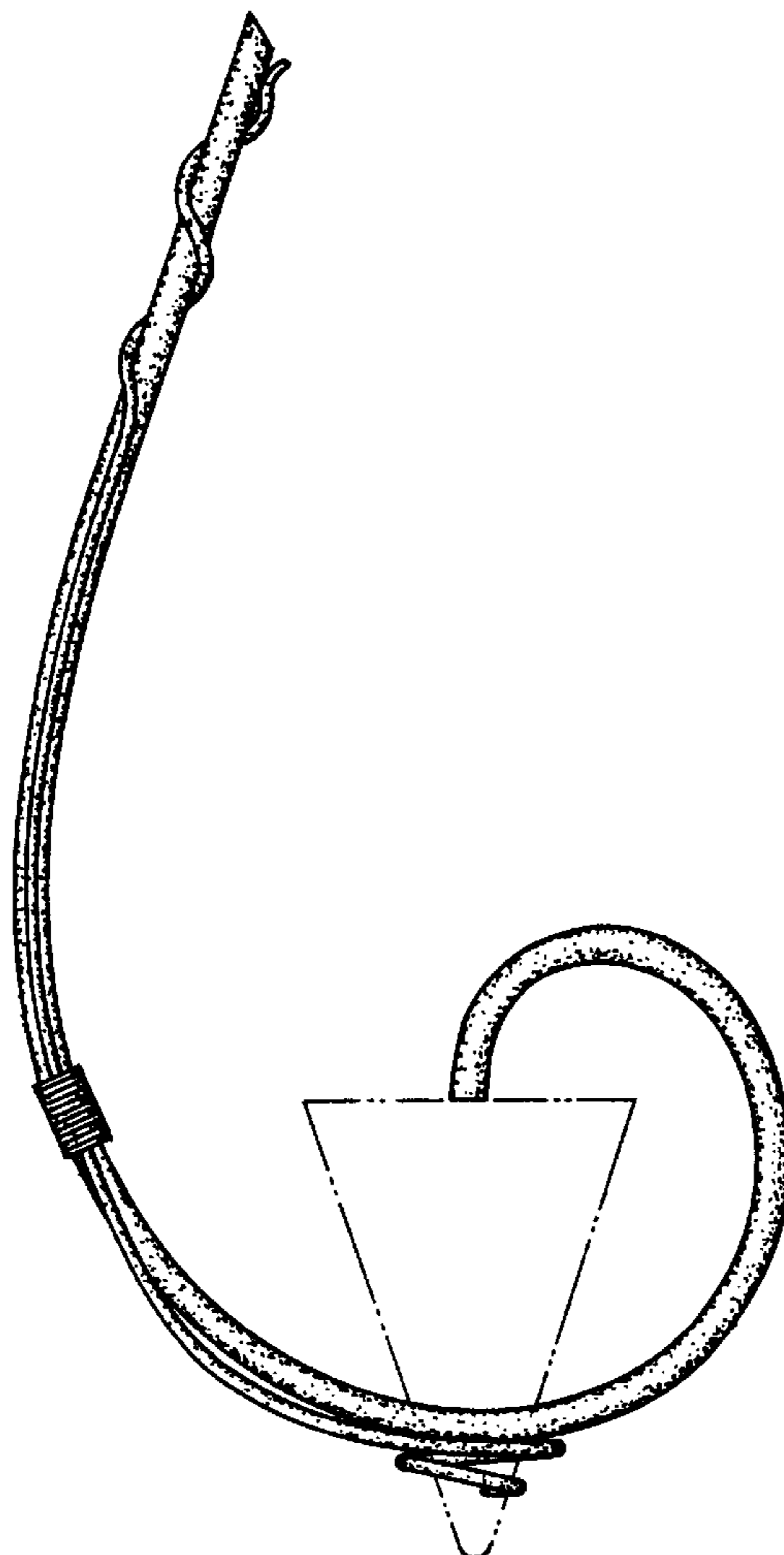
FIG. 5 is a top view of the lighting fixture arm; and,


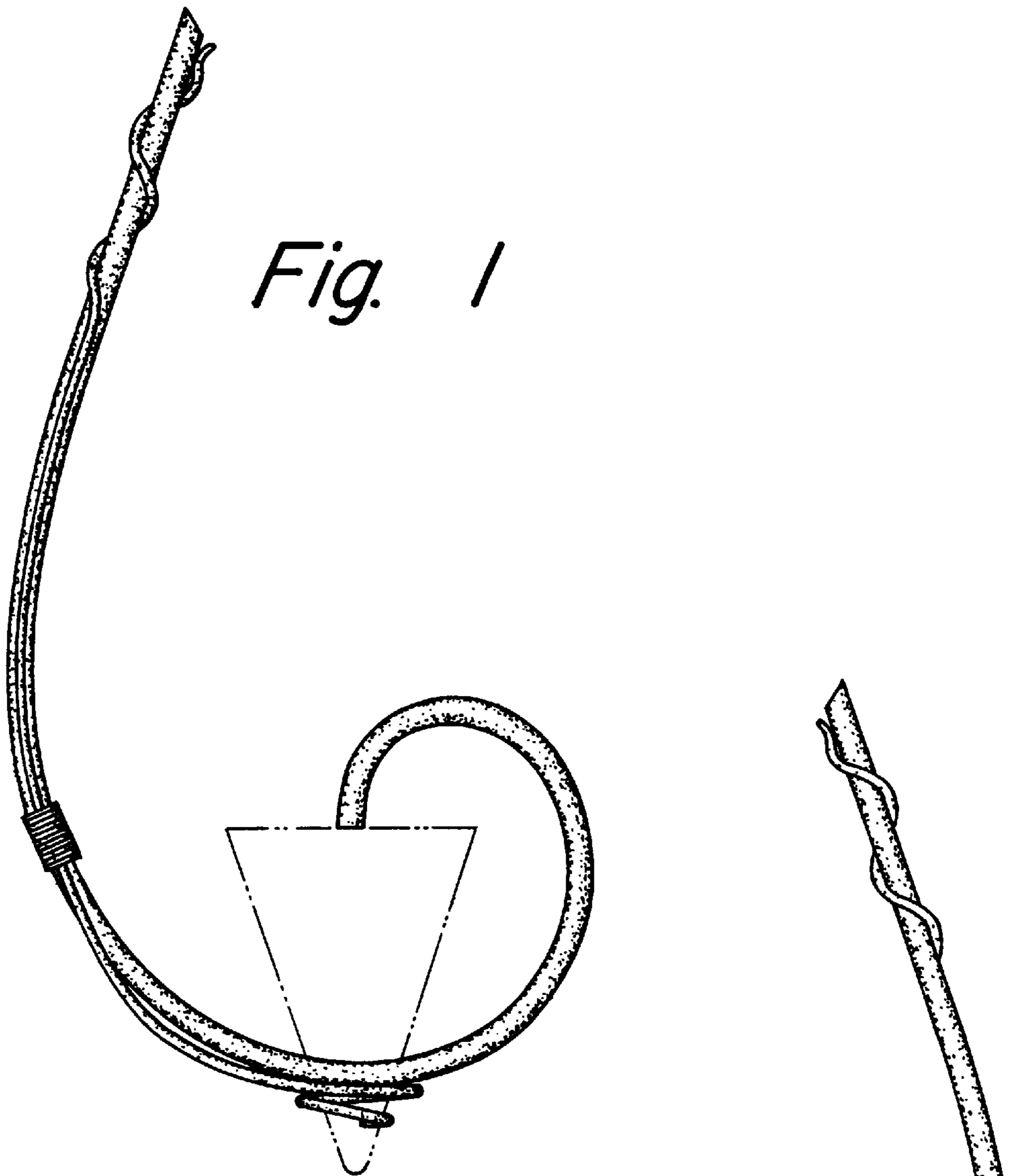
FIG. 6 is a bottom view of the lighting fixture arm.

Those portions of the drawings shown in phantom are for illustrative purposes only, and do not form a part of the present invention.

- [56] **References Cited**
- U.S. PATENT DOCUMENTS
- D. 50,519 3/1917 Jones D26/72
- D. 56,253 9/1920 Kotszewski D26/72
- D. 66,118 12/1924 Goddard D26/72
- D. 72,801 6/1927 Peinlich D26/145
- D. 72,810 6/1927 Wing D26/145

1 Claim, 2 Drawing Sheets





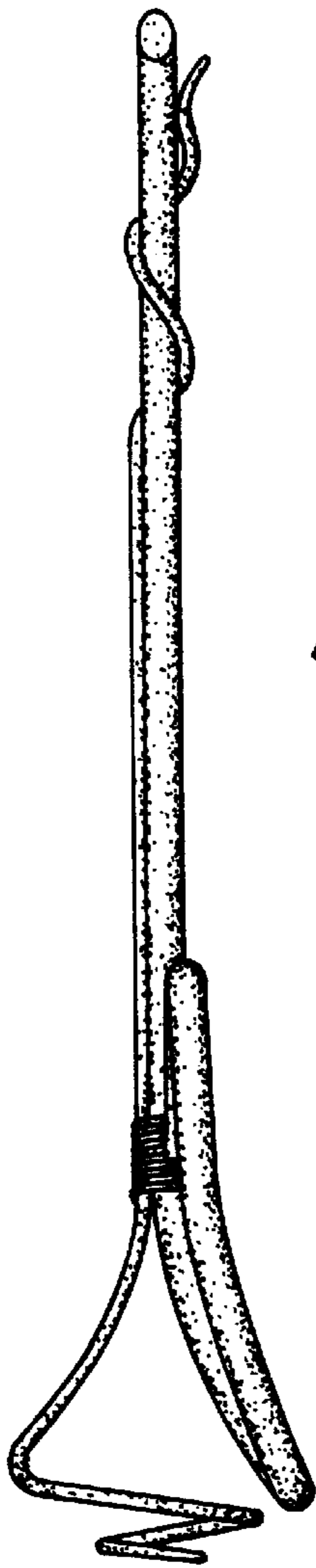


Fig. 3



Fig. 4

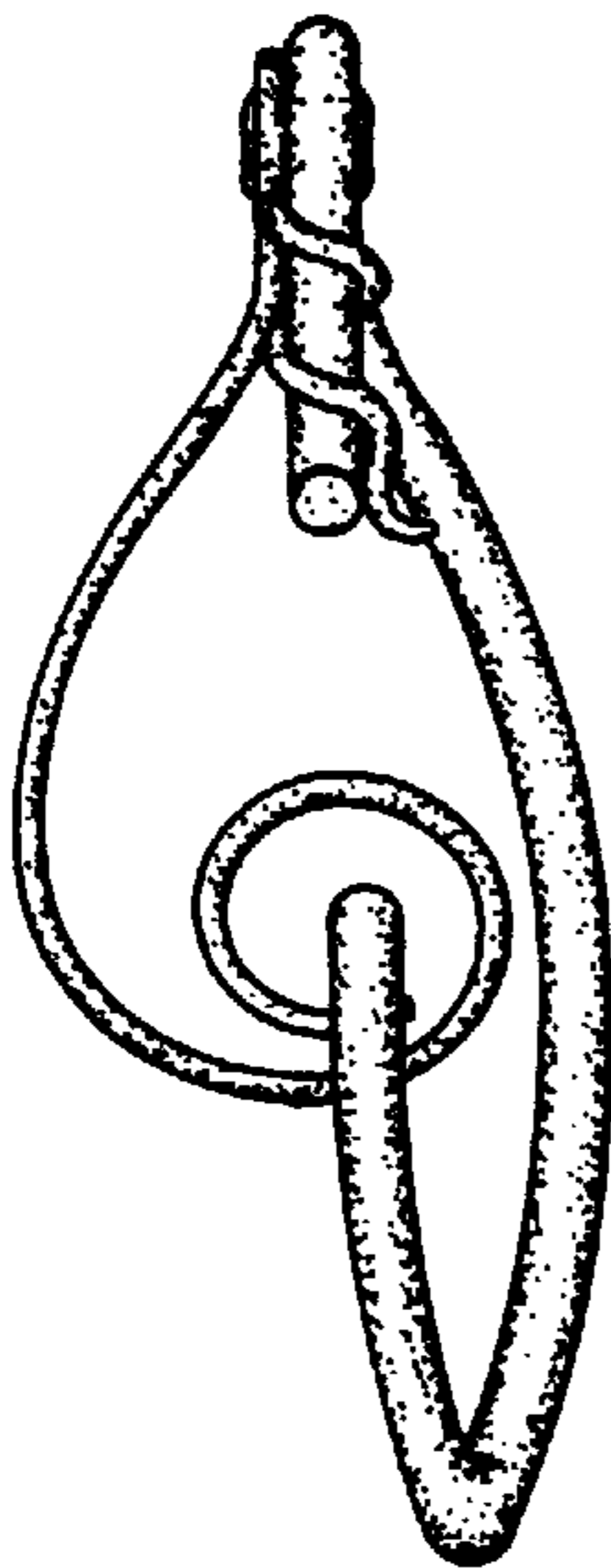


Fig. 5

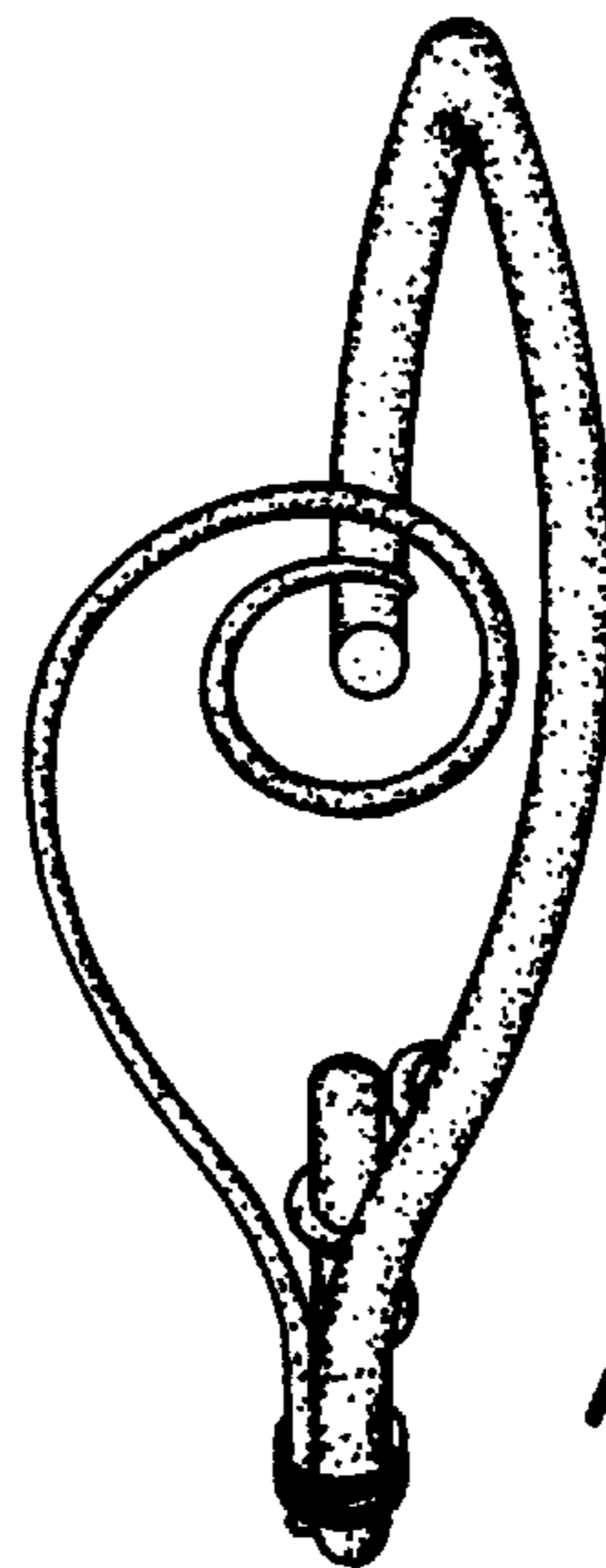


Fig. 6