



US00D434863S

# United States Patent [19]

Boessel

[11] Patent Number: **Des. 434,863**

[45] Date of Patent: **\*\* Dec. 5, 2000**

[54] **AUTOMATIC MINI-FLUORESCENT LIGHT FIXTURE**

[75] Inventor: **George Boessel**, Boston, Mass.

[73] Assignee: **American Tack & Hardware Co., Inc.**, Monsey, N.Y.

[\*\*] Term: **14 Years**

[21] Appl. No.: **29/119,447**

[22] Filed: **Mar. 1, 2000**

[51] **LOC (7) Cl.** ..... **26-05**

[52] **U.S. Cl.** ..... **D26/26; D26/72**

[58] **Field of Search** ..... **D26/26, 72, 24, D26/118, 120, 122, 123, 128; 362/226, 20, 147, 276, 253, 95**

[56] **References Cited**

**U.S. PATENT DOCUMENTS**

D. 287,408	12/1986	Gaines	.....	D26/26
D. 291,125	7/1987	Fenne	.....	D26/26
D. 302,319	7/1989	Yuen	.....	D26/26

D. 312,319	11/1990	Kunz	.....	D26/72
D. 312,842	12/1990	Younger et al.	.....	D26/72 X
D. 397,813	9/1998	Pun	.....	D26/26
D. 425,222	5/2000	Yuen	.....	D26/26
D. 426,328	6/2000	Yuen	.....	D26/26
D. 426,658	6/2000	Yuen	.....	D26/26

*Primary Examiner*—Cynthia E Ramirez  
*Attorney, Agent, or Firm*—Hedman, Gibson & Costigan, P.C.

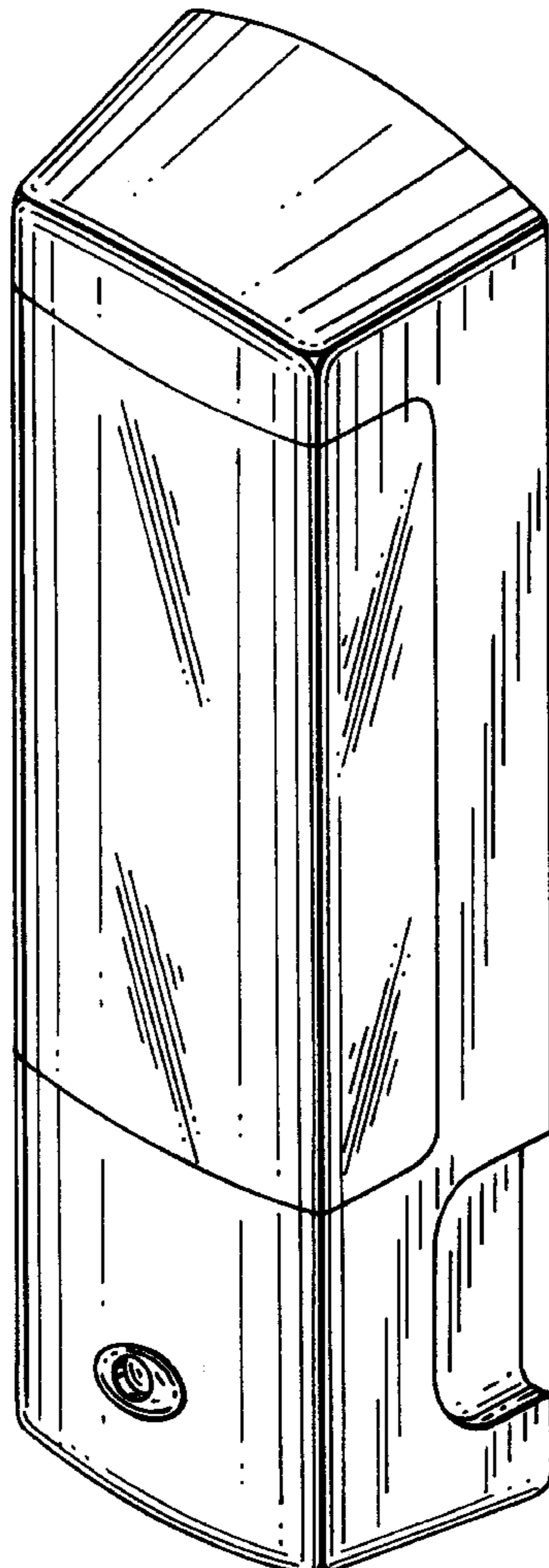
[57] **CLAIM**

The ornamental design for an automatic mini-fluorescent light fixture, as shown and described.


**DESCRIPTION**

FIG. 1 is a front perspective view of the automatic mini-fluorescent light fixture according to my design; FIG. 2 is a top view of my design; FIG. 3 is a front view of my design; FIG. 4 is a right side view of my design; FIG. 5 is a left side view my design; FIG. 6 is a back view of my design; and, FIG. 7 is a bottom view of my design.

**1 Claim, 3 Drawing Sheets**



*FIG. 1*



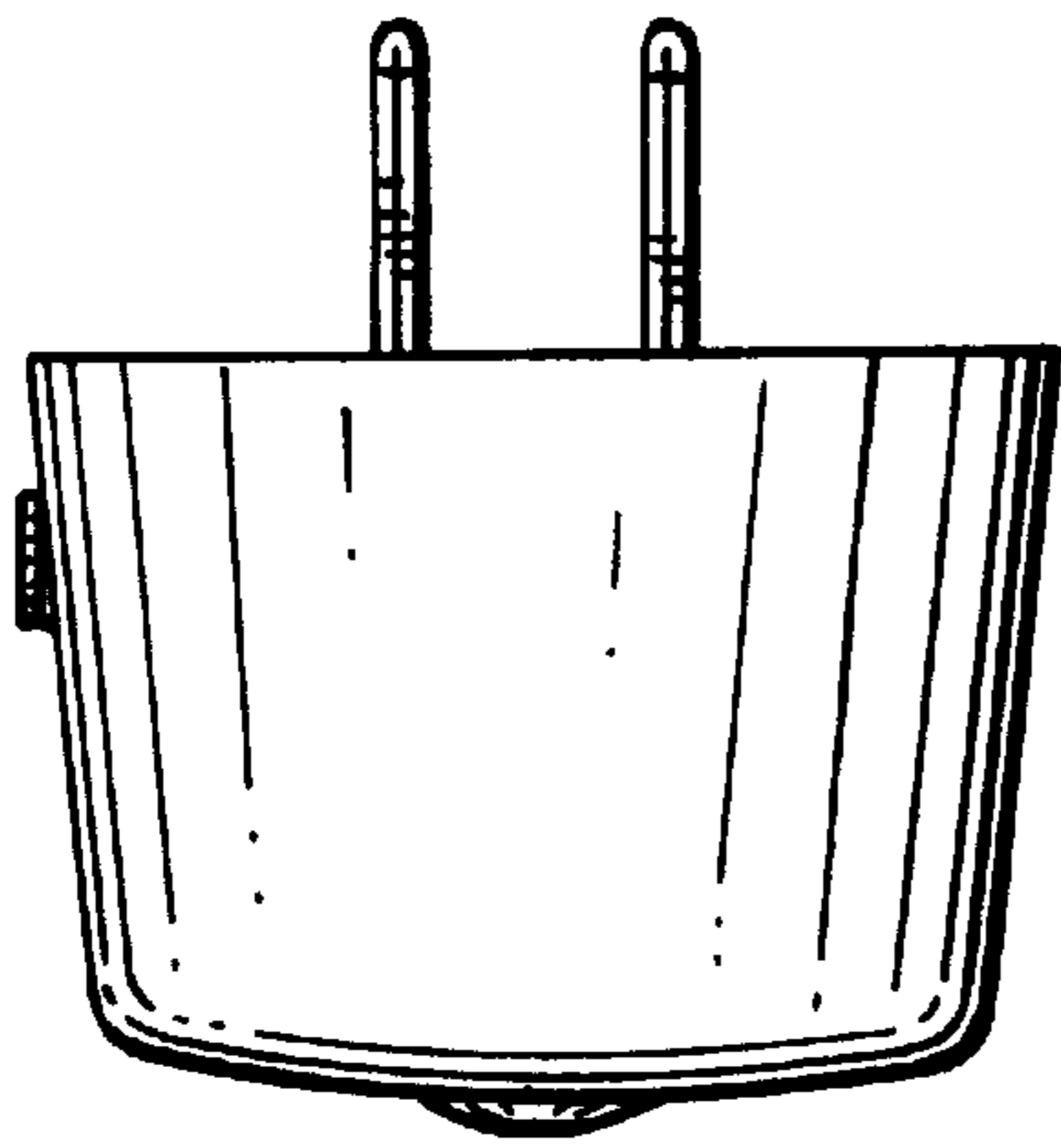


FIG. 2




FIG. 3

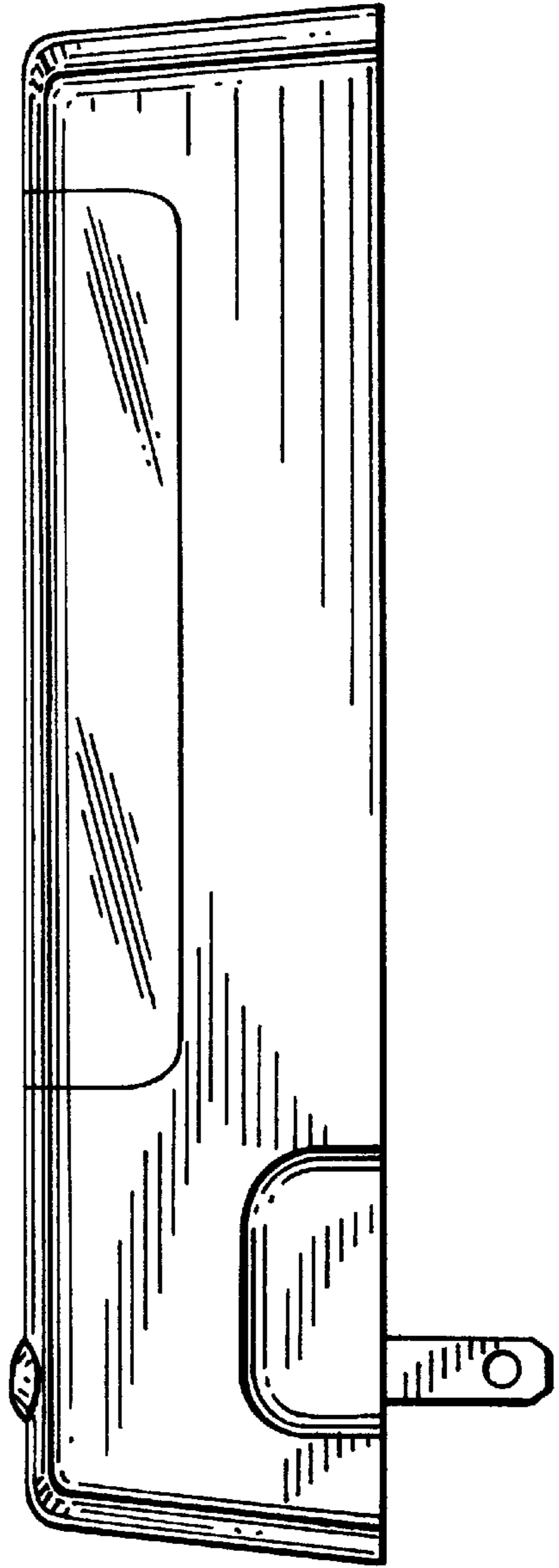
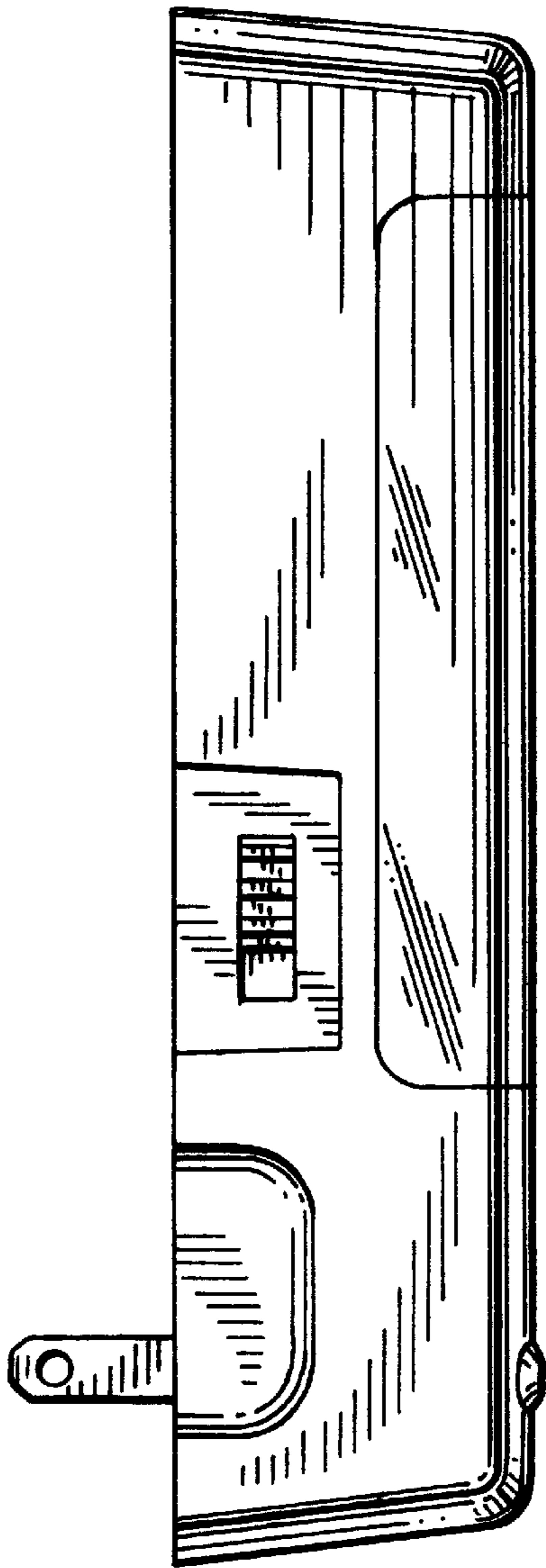
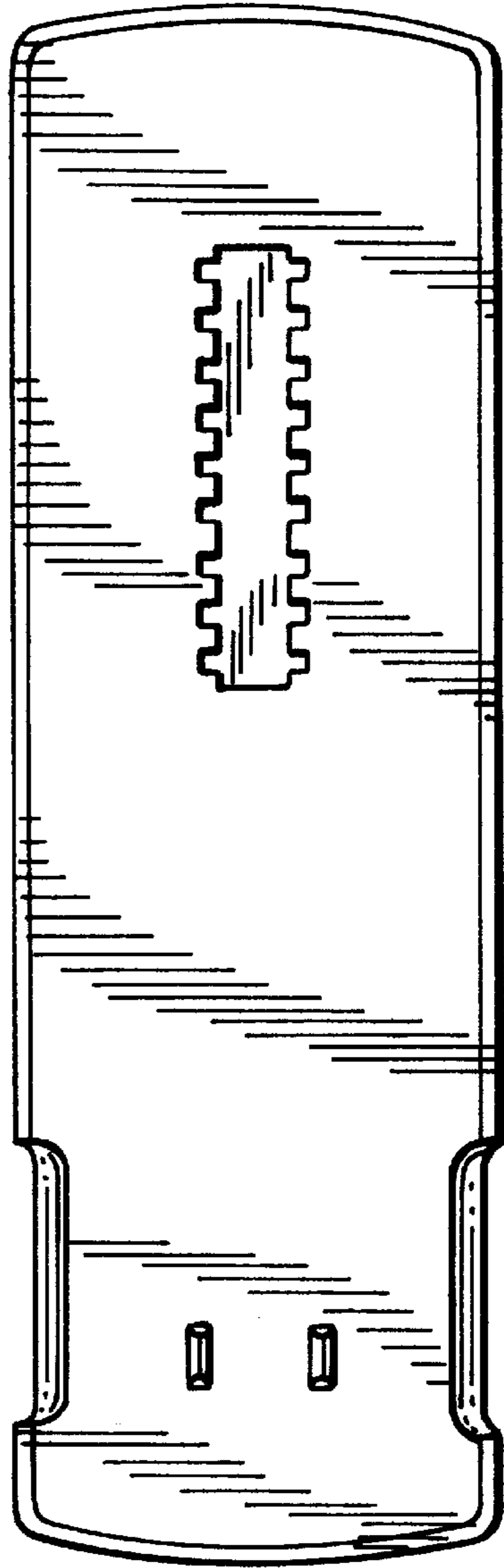


FIG. 4

*FIG. 5*



*FIG. 6*



*FIG. 7*

